

# **Secretarial Commission on Indian Trust Administration and Reform Meeting**

Thomas D. Thompson

February 13, 2013

# Summary

- Indian Affairs Budget Overview and Funding
- Self Determination
- Trust Real Estate Details
- Streamlining and Administrative Assessment
- Funding History and Comparisons
- Continuing Resolution
- Budget Control Act
- Questions

# Indian Affairs Budget Overview

- Provides funding for the Bureau and Tribal operations
- FY 2013 budget request funding includes:
  - Tribal Government \$ 529,158
  - Human Services \$ 135,151
  - Trust Natural Resources \$ 162,109
  - Trust Real Estate Services \$ 127,813
  - Public Safety and Justice \$ 353,882
  - Community and Econ Development \$ 34,333
  - Administration, Facilities & IT \$ 239,573
  - Education \$ 796,133
  - Arts & Crafts Board \$ 1,279
  - Construction (including repairs) \$ 105,910
  - Settlements \$ 36,293
  - Loans & Economic Development \$ 5,000
  - Total Funding \$2,526,634

# Bureau of Indian Affairs

- Tribal Government: Self Governance, Contract Support, Road Maintenance, Aid to Tribal Government
- Human Services: Social Services, Welfare Assistance, Housing
- Trust – Natural Resources: Agriculture; Forestry; Rights Protection; Water Resources; Fish, Wildlife, and Parks
- Trust – Real Estate Services: Probate, Title, Land Records
- Public Safety and Justice: Law Enforcement, Courts, Detention
- Community and Economic Development: Minerals & Mining, Job Placement & Training
- Executive Direction and Administrative Services: Central, Regional Agency, IT, Facilities Management, Rentals

# Bureau of Indian Education

- Elementary and Secondary Programs (forward funded): Base funding for BIE schools and dormitories, Administrative Cost Grants-Tribal Grant Support, Early Childhood
- Elementary and Secondary Programs: Facilities, Johnson-O'Malley Assistance Grants (TPA)
- Post Secondary Programs (forward funded): Tribal Colleges
- Post Secondary Programs: Haskell & SIPI, Tribal Technical Colleges, Scholarships and Adult Education
- Education Management and IT (ENAN & NASIS)

# Construction

- Education:
  - Employee Housing
  - Facilities Improvement & Repairs
- Public Safety and Justice:
  - Facilities Improvement & Repairs
  - Employee Housing
  - Fire Safety Coordination & Protection
- Resource Management:
  - Navajo Indian Irrigation Project
  - Irrigation Rehabilitation
  - Safety of Dams
- Other Program Construction:
  - Telecommunications Improvement
  - Management

# Other Accounts

- Indian Arts and Crafts Board: Museum management and Board operations
- Settlements:
  - White Earth Land Settlement
  - Hoopa-Yurok Settlement
  - Pyramid Lake Water Rights Settlement
  - Nez Perce/Snake River
  - Navajo Water Resources Development Trust Fund
  - Navajo-Gallup Water Supply Project
  - Duck Valley Water Rights Settlement
- Guarantee Loan Program: Guaranteed and Insured loans for Indian businesses

# Self Determination

- Supporting Tribal Economic Security and Prosperity
- Improve Awareness of the Resources and Services
- Removing Impediments
  - Program Flexibility
  - Tribal Internal Priorities
  - Redesign Programs
  - Reallocate Financial Resources
  - Effectively and Efficiently
  - Contract Support Cost
- Addressing Local Tribal Community Priorities



# Self Determination

- Tribal Government:
  - Self Governance Compacts
  - Contract Support
  - Indian Self Determination Fund (new contracts)
- Tribal Priority Allocations (TPA)
  - Funds for basic tribal services provided throughout the budget
  - Provides Tribes with the opportunity to further self-determination by reallocating funds among programs TPA

# Trust Real Estate Details

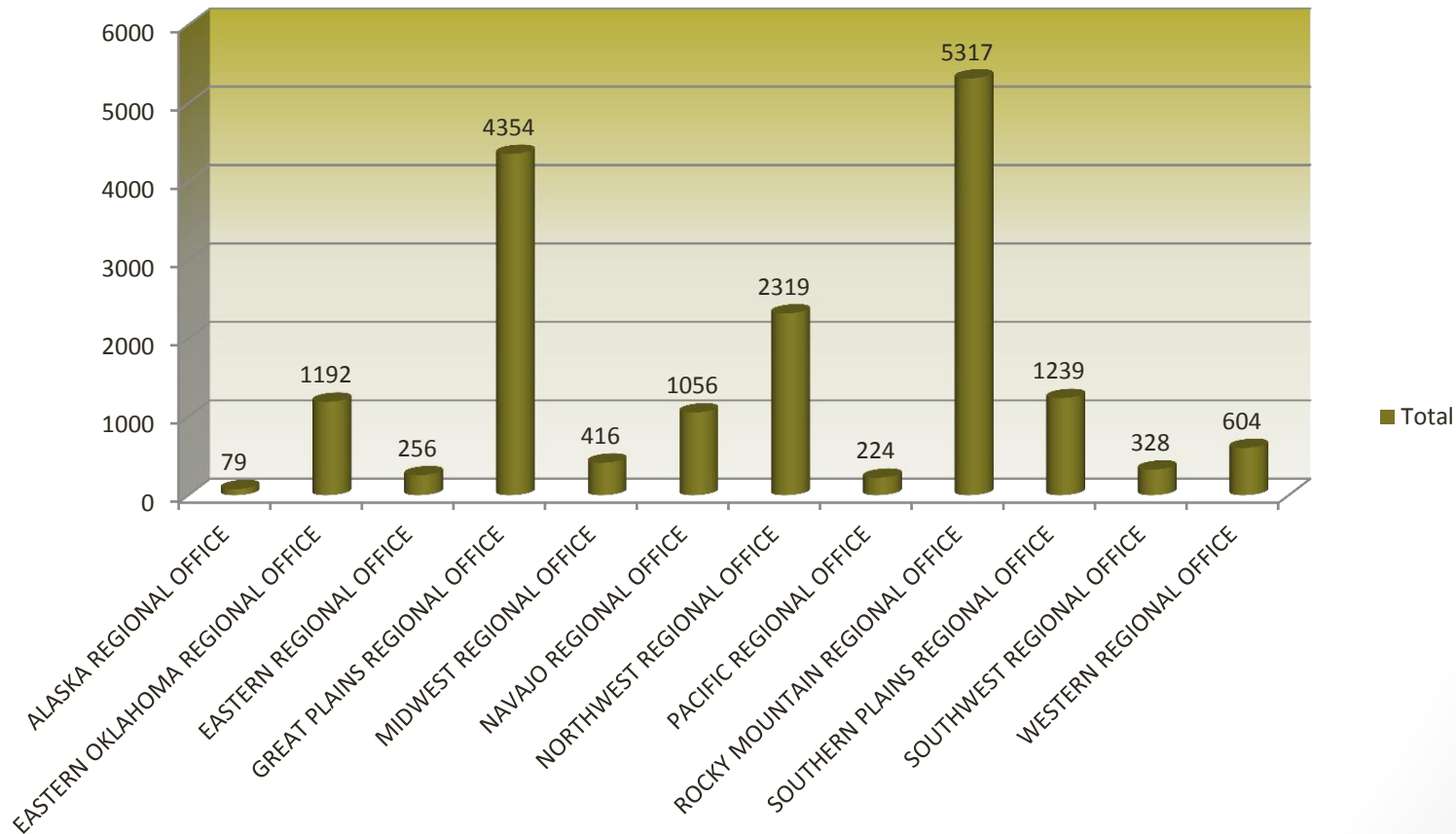


17,384 Totals Documents Approved in Fiscal Year 2012

# Trust Real Estate Details

2012

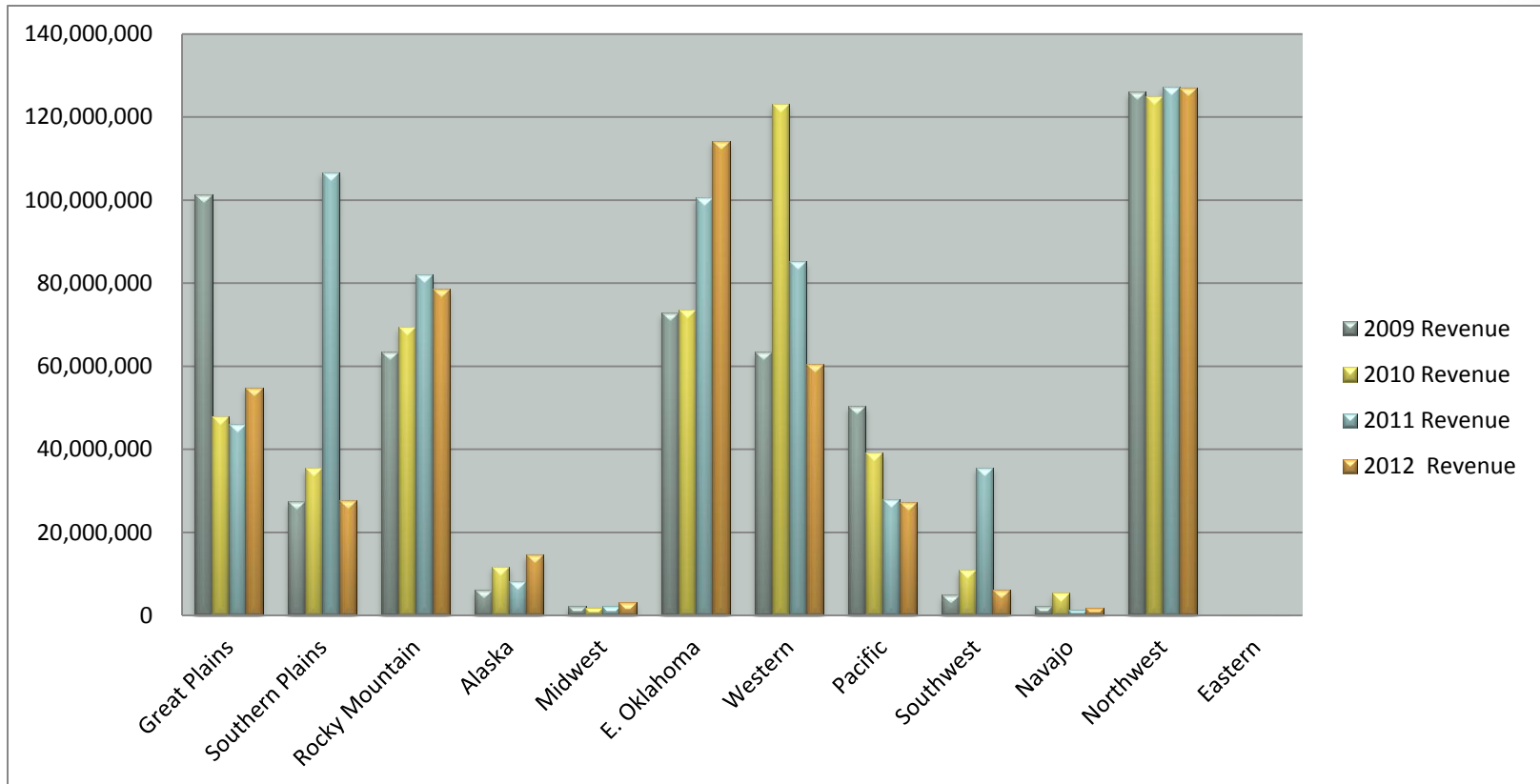
## Trust Leases Approved by Regions



# Trust Collections Activity

Region	2012	
	Remittances	Revenue
Great Plains	9,020	54,839,873
Southern Plains	6,019	27,665,327
Rocky Mountain	14,354	78,507,115
Alaska	1,131	14,605,942
Midwest	724	3,084,017
E. Oklahoma	5,960	114,228,724
Western	3,407	60,487,969
Pacific	16,145	27,260,230
Southwest	474	6,253,595
Navajo	891	1,809,045
Northwest	7,699	127,040,436
Eastern	18	51,146
<b>TOTAL</b>	<b>65,842</b>	<b>515,833,420</b>

# Revenue By Region



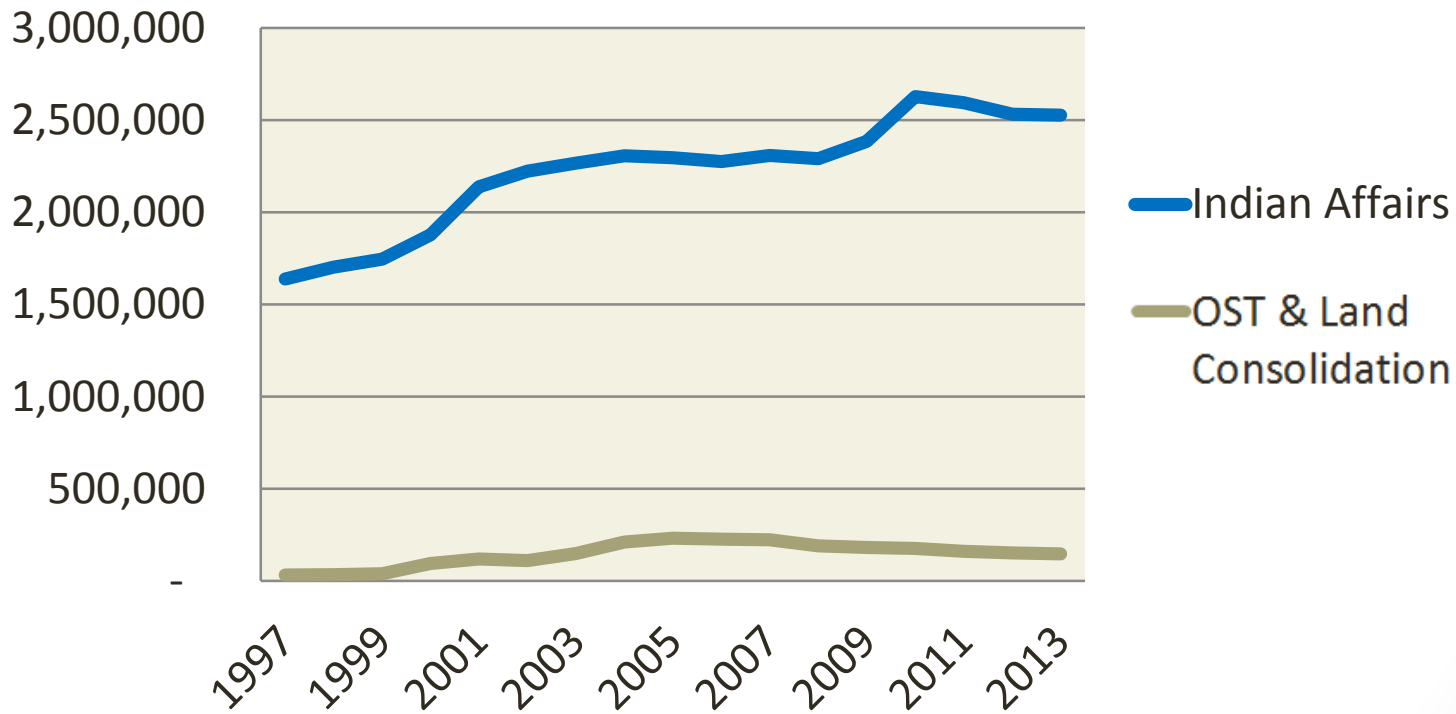
# Administrative Assessment and Streamlining

- Administrative Assessment
  - Realign administrative functions such as budget, accounting, contracting, etc. from central to the regions
  - Managing Administration Functions at a Local Level
  - Enhance accountability, responsiveness, efficiency and customer service
  - Duty stations for field staff do not change, just reporting structure
- Streamlining
  - BIA, BIE, and ASIA allows Regions and Tribes to Identify Options to improve efficiencies
  - Effectiveness Government operated Programs
  - Protection of tribal programs and services

# Indian Affairs ~ OST

## Funding History

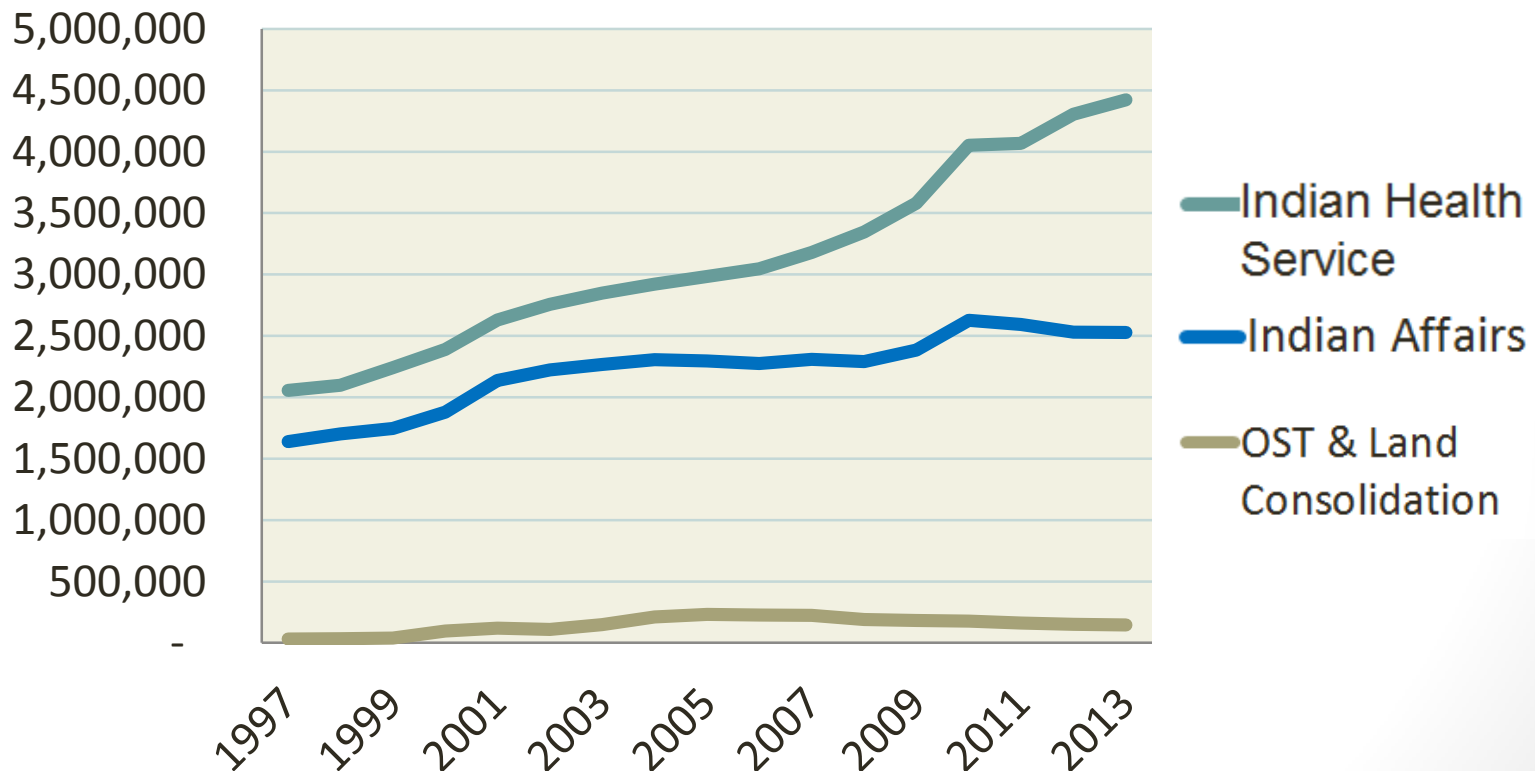
### Annual Appropriations



# IHS ~ Indian Affairs ~ OST

## Funding History

### Annual Appropriations

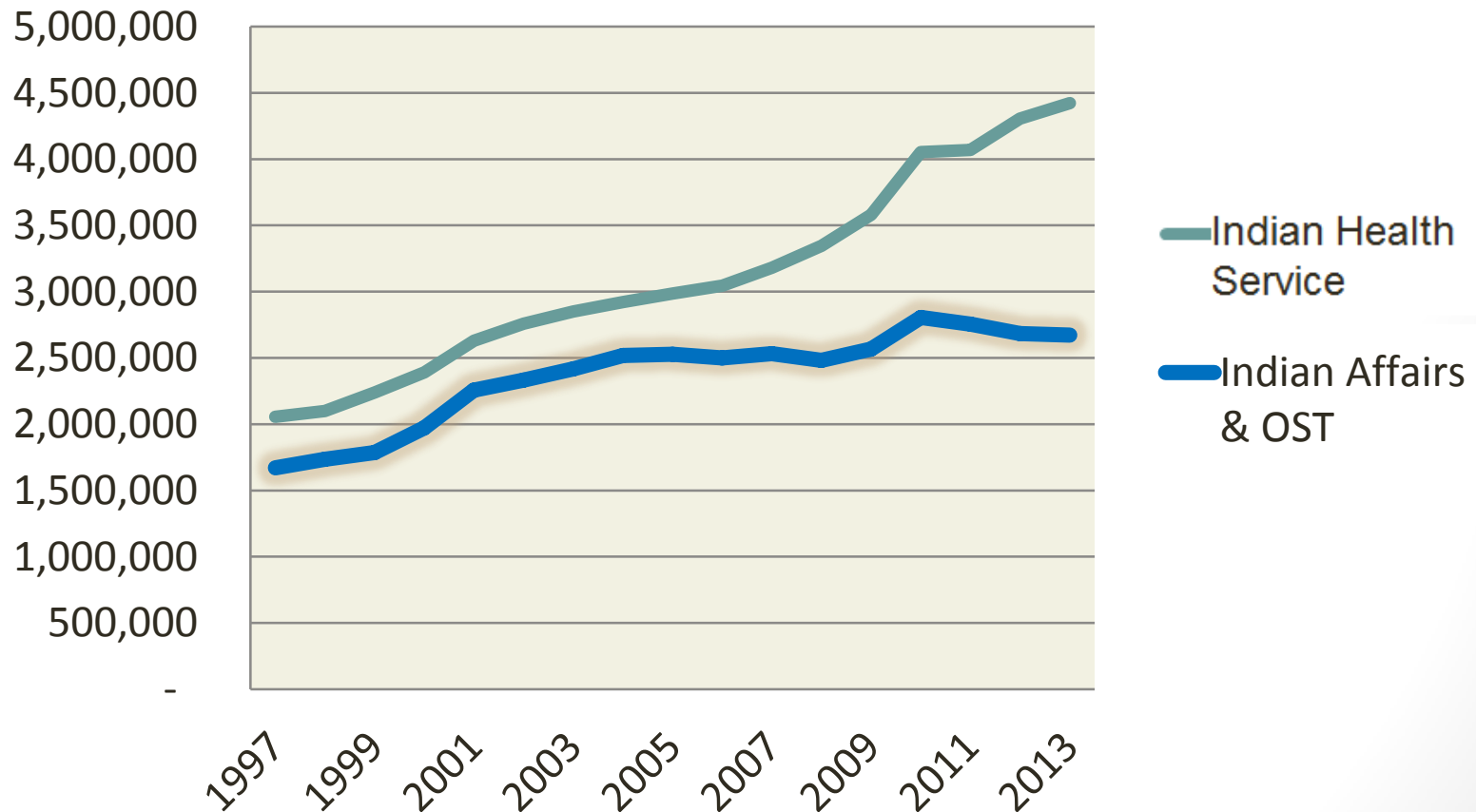




# IHS ~ Indian Affairs

## Funding History

### Annual Appropriations



# Continuing Resolution

- **Background**
- Under the U.S. Constitution and federal law, no funds may be drawn from the U.S. Treasury or obligated by federal officials unless appropriated by law.
- **History and Recent Trends**

Continuing resolutions date from at least the late 1870s, and have been a regular part of the annual appropriations process for over 50 years.
- **Types of Continuing Resolutions**
  - *Interim (or partial) continuing resolutions*
  - *Full-year continuing resolutions*
- **Substantive Legislative Provisions**
  - Included comprehensive measures that establish major new policies and amend permanent provisions of law
- **Funding Gaps**
  - **Only excepted activities include**
    - Those involving the orderly termination of agency functions:
    - Emergencies involving the safety of human life or the protection of property;
    - Activities authorized by law.

# Budget Control Act: A Breakdown

- Establishes the Joint Select Committee on Deficit Reduction to identify \$1.5 trillion in deficit reduction over the period of fiscal years (FYs) 2012-2021.
- Sequestration process – across-the-board spending cuts applied to programs in order to meet a budgetary goal (\$1.2 trillion).
- Cuts will be applied uniformly to all programs, projects, and activities within a budget account.
- Programs may be defined through the Committee Support Table.
- We are entering a period where Federal and Tribal programs and policies will be challenged.

# THE SEQUESTER WOULD IMPACT

- **Native American programs -**
- Tribes would lose almost \$130 million in funding from the Department of the Interior.
- Reductions would be necessary in many areas including:
  - Human services
  - Law enforcement
  - Schools
  - Economic Development
  - Natural Resources
  - Leasing Tribal Lands
  - New Development

# Questions

Thomas D. Thompson

Acting - Deputy Assistant Secretary – Management

202-219-0440

[Thomas.Thompson@bia.gov](mailto:Thomas.Thompson@bia.gov)