


Fiscal Year 2016 The Interior Budget in Brief

February 2015



February 2015



TABLE OF CONTENTS

DEPARTMENTAL HIGHLIGHTS

INTRODUCTION	DH - 3
Departmental Overview	DH - 5
The Numbers	DH - 10
Summary of Major Changes.....	DH - 11
Department of the Interior Facts.....	DH - 12
CELEBRATING AND ENHANCING AMERICA'S GREAT OUTDOORS.....	DH - 13
National Parks and Public Lands Centennial	DH - 18
STRENGTHENING TRIBAL NATIONS AND INSULAR COMMUNITIES	DH - 21
Creating Opportunities for Native Youth.....	DH - 21
Supporting Indian Families and Protecting Indian Country.....	DH - 22
Tribal Nation-Building	DH - 23
Sustainable Stewardship of Trust Resources.....	DH - 24
Land Buy-Back Program	DH - 25
Supporting Climate Resilience in Indian Country.....	DH - 25
Indian Water Rights	DH - 26
Empowering Insular Communities and Improving Quality of Life	DH - 26
POWERING OUR FUTURE AND RESPONSIBLE USE OF	
THE NATION'S RESOURCES.....	DH - 29
Conventional Energy Development.....	DH - 29
Renewable Energy	DH - 30
Reforms and Transparency	DH - 32
Coal and Other Minerals.....	DH - 33
Timber Programs.....	DH - 34
ENGAGING THE NEXT GENERATION	DH - 37
Expanding Outdoor and Educational Opportunities for Youth	DH - 40
ENSURING HEALTHY WATERSHEDS AND SUSTAINABLE,	
SECURE WATER SUPPLIES.....	DH - 41
WaterSMART Sustain and Manage America's Resources for Tomorrow	DH - 41
Resolving Land and Water Claims	DH - 44
Drought Response.....	DH - 44
BUILDING A LANDSCAPE LEVEL UNDERSTANDING	
OF OUR RESOURCES	DH - 49
Applying Science and Analysis at the Landscape Level.....	DH - 50
Developing and Sharing the Scientific Data and Tools for	
Landscape Level Understanding	DH - 54

TABLE OF CONTENTS

BUILDING A 21ST CENTURY DEPARTMENT OF THE INTERIOR.....	DH - 57
Information Technology Transformation.....	DH - 57
Campaign to Cut Waste	DH - 58
Space Consolidation Strategy.....	DH - 58
Financial and Business Management System	DH - 59
Strategic Sourcing	DH - 59
Human Resources	DH - 59
Business and Trade Reorganization Proposal.....	DH - 60
LEGISLATIVE PROPOSALS AND OFFSETTING COLLECTIONS	DH - 61
New Proposals.....	DH - 61
Continued Proposals	DH - 62
Wildland Fire Suppression Disaster Cap Adjustment.....	DH - 64
Offsetting Collection Proposals.....	DH - 64

BUREAU HIGHLIGHTS

Bureau Highlights.....	BH - 3
Bureau of Land Management.....	BH - 7
Bureau of Ocean Energy Management	BH - 19
Bureau of Safety and Environmental Enforcement.....	BH - 23
Office of Surface Mining Reclamation and Enforcement.....	BH - 29
Bureau of Reclamation	BH - 35
Central Utah Project Completion Act.....	BH - 49
U.S. Geological Survey	BH - 51
Fish and Wildlife Service.....	BH - 63
National Park Service	BH - 75
Indian Affairs	BH - 87
Departmental Offices.....	BH - 97
Department-wide Programs.....	BH-107

APPENDICES

Comparison of 2014, 2015, and 2016 Budget Authority	A - 1
Land and Water Conservation Fund	B - 1
Land Acquisition Program	C - 1
Maintaining America's Heritage.....	D - 1
Construction Program.....	E - 1
Recreation Fee Program	F - 1
Invasive Species.....	G - 1
Grants and Payments	H - 1
Receipts by Source Category	I - 1
Mineral Revenue Payments to States.....	J - 1
Staffing.....	K - 1

FOREWORD

BACKGROUND AND ORGANIZATION

This document highlights the programs of the Department of the Interior and its 2016 President's budget request. The **DEPARTMENTAL HIGHLIGHTS** section summarizes budgetary resource requirements at the Department level and presents major Department-wide initiatives, programs, and budget proposals. The **BUREAU HIGHLIGHTS** section presents a narrative summary of the budget request for each bureau and an in-depth comparison in tabular form of 2015-2016 budgetary resource estimates with brief descriptions of programmatic changes. The **APPENDICES** present tabular summaries of pertinent budgetary data. Appendix A is a Department-wide table, presenting the 2016 request with prior year amounts. Other appendices contain summaries of Interior initiatives and crosscutting programs including land acquisition; maintenance and construction; recreation fees; invasive species; grants and payments; receipt amounts; mineral revenue payments to States; and staffing levels.

USAGE AND TERMINOLOGY

All years references are fiscal years unless noted, and amounts presented reflect budget authority unless otherwise specified. Numbers in tables and graphs may not add to totals because of rounding. Numbers shown in brackets [] are displayed for informational purposes and are not included in totals.

References to **2015 Estimate**, **2015 Appropriations**, or **2015 Enacted** signify amounts appropriated primarily in the *Consolidated and Further Continuing Appropriations Act, 2015*, P.L. 113-235 for both Department of the Interior, Environment, and Related Agencies Appropriations and Energy and Water Development Appropriations. The 2015 amounts appearing in this volume reflect adjustments required in the *OMB Report to the Congress on the Joint Committee Reductions for Fiscal Year 2015* issued on March 10, 2014. References to **2014 Actual**, **2014 Appropriations**, or **2014 Enacted** signify amounts appropriated in the *Consolidated Appropriations Act, 2014*, P.L. 113-76, again for both appropriations. The 2014 amounts appearing in this volume reflect adjustments required in the *OMB Report to Congress on the Joint Committee Reductions for Fiscal Year 2014* issued on April 10, 2013. **Fixed costs** refer to costs that are unavoidable in the short term (e.g. cost of living pay increases, General Services Administration-negotiated space rate costs, unemployment compensation, and government-wide changes in health benefits). Additional information on the basis for the amounts used in this document is provided in the note following Appendix A.

A listing of frequently used acronyms follows:

AGO	America's Great Outdoors	NRDAR	Natural Resource Damage Assessment and Restoration
BIA	Bureau of Indian Affairs		
BIE	Bureau of Indian Education	OIA	Office of Insular Affairs
BLM	Bureau of Land Management	OIG	Office of Inspector General
BOEM	Bureau of Ocean Energy Management	ONRR	Office of Natural Resources Revenue
BSEE	Bureau of Safety and Environmental Enforcement	OS	Office of the Secretary
		OSMRE	Office of Surface Mining Reclamation and Enforcement
CUPCA	Central Utah Project Completion Act	OST	Office of the Special Trustee for American Indians
DO	Departmental Offices		
DWP	Department-wide Programs	PILT	Payments in Lieu of Taxes
FWS	Fish and Wildlife Service	SOL	Office of the Solicitor
IBC	Interior Business Center	USGS	U.S. Geological Survey
LWCF	Land and Water Conservation Fund	USACE	U.S. Army Corps of Engineers
NIGC	National Indian Gaming Commission	WCF	Working Capital Fund
NPS	National Park Service		

DEPARTMENTAL HIGHLIGHTS



Introduction



The last day of the Thirtieth Congress, March 3, 1849, was also the eve of President-elect Zachary Taylor's inauguration. The House of Representatives and the Senate were busy at work on two bills: the first, to find a formula for giving the newly acquired territory of California a civil government. The second, no less contentious, was also related to the recent enlargement of the national domain: legislation to create a Cabinet agency known as the Home Department, or Department of the Interior. The bill to create such a Department passed the House of Representatives on February

15, 1849. Two weeks later, the bill reached the Senate floor and late in the evening of March 3rd, the Senate voted 31 to 25 on the House-passed bill. President Polk was waiting in the Senate chambers and signed the bill creating a Department of the Interior.^{1/}

In 1849, when the Congress created the Home Department, it charged Interior with managing a wide variety of programs. In the last half of the 19th century, these programs ran the gamut of overseeing Indian Affairs, exploring the western wilderness, directing the District of Columbia jail, constructing the National Capital's water system, managing hospitals and universities, improving historic western emigrant routes, marking boundaries, issuing patents, conducting the census, and conducting research on the geological resources of the land.

Following the conservation movement at the beginning of the 20th century, there was an increasing sense of the fragile nature of this Country's natural resources. Accordingly, the Department's mission focused primarily on the preservation, management, understanding, and use of the great natural and cultural resources of the land.

Today, the Department is the steward of 20 percent of the Nation's lands including national parks, national wildlife refuges, and the public lands; manages the Nation's public lands and minerals including providing access to public lands and the Outer Continental Shelf for renewable and conventional energy; is the largest supplier and manager of water in the 17 western States and a supplier of hydropower energy; and upholds Federal trust responsibilities to Indian Tribes and Alaska Natives. It is responsible for migratory wildlife conservation; historic preservation; endangered species conservation; surface-mined lands protection and restoration; mapping, geological, hydrological, and biological science for the Nation; and financial and technical assistance for the Insular areas.

Interior's budget covers a broad spectrum of activities, both to protect the Nation's resources and to ensure equity in their use. These activities include: operation of the National Park Service and the Fish and Wildlife Service; land management responsibilities of the Bureau of Land Management; delivery of quality services to American Indians and Alaska Natives; OCS management responsibilities of the Bureaus of Ocean Energy Management and Safety and Environmental Enforcement; research, data collection, and scientific activities of the U.S. Geological Survey; water management projects of the Bureau of Reclamation; regulatory responsibilities and reclamation activities of the Office of Surface Mining; and support for U.S. Territories and other Insular areas.

^{1/} Robert Utley and Barry Mackintosh, *"The Department of Everything Else: Highlights of Interior History"*, 1988, pp 1-2.



Departmental Overview

This is a forward looking budget reflecting Interior's strong commitment to protect important national landscapes, responsibly manage energy development on public lands and waters, and honor Federal trust responsibilities to Native Americans and tribal communities.

Sally Jewell, Secretary of the Interior
February 2, 2015

The Department of the Interior's mission affects the lives of all Americans. Interior stewards 20 percent of the Nation's lands, oversees the responsible development of 21 percent of U.S. energy supplies, is the largest supplier and manager of water in the 17 western States, maintains relationships with 566 federally recognized Tribes, and provides services to more than two million American Indian and Alaska Native peoples. In 2013, Interior's programs contributed an estimated \$360 billion to the U.S. economy and supported more than two million jobs in activities including outdoor recreation and tourism, energy development, grazing, and timber harvesting.

Interior operates through its component bureaus: 405 units in the national park system, 562 national wildlife refuges, more than 247 million acres of land in the National System of Public Lands; and funds and oversees reclamation of nearly 360,000 acres of abandoned coal mine sites. Interior works to ensure America's spectacular landscapes, unique natural and cultural resources, and national icons are accessible for visitation and protected to endure for future generations. The Department tells and preserves the American story, and maintains the special places that symbolize the shared American experience. In 2013, Interior hosted an estimated 407 million recreation visitors. These visits alone contributed an estimated \$41 billion to the economy and supported nearly 355,000 jobs nationwide.

The Department of the Interior's mission is to protect and manage the Nation's natural resources and cultural heritage; provide scientific and other vital information about those resources; and honor the Nation's trust responsibilities and special commitments to American Indians, Alaska Natives, and

affiliated island communities. The Department's 2016 budget totals \$13.2 billion and provides strong support for this mission and reflects the Administration's commitment to protect important national landscapes, responsibly manage energy development on public lands and waters, and support Federal trust responsibilities to Native American Tribes and communities.

This budget features investments launching a historic effort for the national parks and public lands for the next century. It supports tribal priorities in Indian Country, including a \$1.0 billion investment to transform Indian schools and education, and provides full contract support cost funding. The budget implements the President's Climate Action Plan by promoting renewable energy development, building community resilience in the face of climate change, and investing in science to inform natural resource management. This request addresses the Nation's water supply challenges, in particular those in the arid West, and makes important investments in America's water infrastructure.

Interior's budget for 2016 proposes \$13.2 billion in current authority, nearly an eight percent increase from the 2015 enacted level. This total includes a proposed \$200.0 million budget cap adjustment to ensure necessary funds are available in the event of a catastrophic fire without harming other Interior programs. The budget also provides an estimated \$7.3 billion in mandatory funding in 2016. Within the overall increase for 2016, \$89.6 million pays for unavoidable fixed cost increases, and \$23.3 million meets new requirements to provide healthcare coverage for seasonal workers. To partially offset programmatic requirements, the budget includes \$252.2 million in program reductions.

The 2016 budget enables the Department to carry out its important mission by maintaining core capabilities and proposing investments in key priorities. This is a forward looking budget laying the groundwork for the future while meeting current commitments. The programs in this request emphasize partnerships, public engagement with Interior's places and programs, comprehensive up-front resource planning, tribal self-determination and self-governance, and increased scientific understanding leveraged with advanced tools and open access to data. Interior's 2016 budget proposes meaningful investments to advance the Department's mission.

PROMOTES THE PRESERVATION AND PROTECTION OF AMERICA'S NATURAL AND CULTURAL RESOURCES

Launches Historic Effort for the National Parks in the Next Century—In 2016, the National Park Service will celebrate 100 years of preserving and sharing America's natural, cultural, and historic treasures. The budget will make investments to connect a new generation to America's Best Idea and to care for and maintain the national parks for the next 100 years. The budget calls for a total of \$859.1 million in funding for 2016, composed of \$559.1 million in current funding and \$300.0 million in mandatory funding to allow NPS to make targeted, measurable upgrades over the next ten years to all of its highest priority non-transportation assets and restore and maintain them to good condition. The budget also proposes \$100.0 million in annual mandatory funding for a Centennial Challenge program to leverage private donations for signature programs and projects at parks and another \$100.0 million for a Public Lands Centennial Fund that competitively awards funds to Federal land management agencies for projects and programs.

Commemorates Lessons of America's Civil Rights History—To meaningfully mark the 50th anniversary of the Voting Rights Act in 2015, the 2016 budget proposes \$50.0 million to restore and highlight key sites across the Country that tell the story of the struggle for civil rights. The initiative will invest in specific national park sites associated with the Civil Rights Movement, such as the Selma to Montgomery National Historic Trail. State, local and tribal governments may also apply for grants to document and preserve stories and other sites related to the Civil Rights Movement.

Creates Jobs Through Conservation and Recreation—Investments in America's great outdoors create

millions of jobs and spur billions of dollars in national economic activity through outdoor recreation and tourism. On the 50th anniversary of the Land and Water Conservation Fund Act, the budget proposes full funding for LWCF programs at Interior and the Department of Agriculture. The innovative, highly successful program reinvests royalties from offshore oil and gas activities into public lands across the Nation. Starting in 2016, the budget will invest \$900.0 million annually into conservation and recreation projects, equal to the amount of receipts deposited in the LWCF each year. In 2016, the budget proposes a total of \$400.0 million in discretionary funding and \$500.0 million in mandatory funding for LWCF programs. These investments not only conserve lands in or near national parks, refuges, forests, and other public lands—including landscapes identified for collaborative, strategic conservation—they also enable access to lands for sportsmen and hunters, protect historic battlefields, and provide grants to States for recreation and conservation projects on non-Federal lands.

Conserves the Country's Important Landscapes—The budget continues efforts to manage and promote the sustainability and resilience of ecosystems on a landscape scale, such as the California Bay-Delta, the Everglades, the Great Lakes, Chesapeake Bay, and the Gulf Coast. The budget proposes \$78.1 million to protect and restore the American West's vast sage steppe landscape, which supports abundant wildlife and significant economic activity, including recreation, ranching, and energy development. This investment supports unprecedented Federal and State collaboration to conserve the imperiled sage steppe landscape in the face of threats from fire, invasive species, expanding development, and habitat fragmentation. The budget also proposes a landscape scale effort to address the complex natural resource issues facing the arctic. To support the understanding and managing of landscapes and to support climate resilience, the budget proposes \$1.1 billion in research and development investments across the Department to improve scientific understanding, develop information and tools, and expand public access to this important information.

IMPLEMENTING THE PRESIDENT'S CLIMATE ACTION PLAN

Prepares Communities for Challenges of a Changing Climate—As manager of about 20 percent of the land area of the United States and a partner with tribal, State, and local government land management agencies, the Department works to

address the challenges of a changing climate as an integral part of its mission. As part of the Administration's effort to better understand and prepare for the impacts of a changing climate, the budget includes \$195.3 million to increase the resilience of communities and ecosystems to changing stressors, including flooding, sea level rise, and drought. The budget builds on the Hurricane Sandy competitive grant approach with targeted investments in natural systems to address climate change vulnerabilities, such as increased flooding or drought, and to support resilience in tribal communities and insular areas.

Safeguards Communities and Ecosystems from Wildfire Damage – Population growth near forests and rangelands, past management practices, and a changing climate have increased wildfire risk and resulting costs. The budget calls for a new funding framework for wildland fire suppression, similar to how the costs for other natural disasters are met. The initiative proposes base level funding of 70 percent of the 10-year average for suppression costs within the current budget and an additional \$200.0 million, through a discretionary cap adjustment, for the most severe fire activity that comprises only one percent of the fires but amounts to 30 percent of the costs. This framework will allow for a balanced suppression and proactive fuels management and restoration program, with flexibility to accommodate peak fire seasons, but not at the cost of other Interior and Agriculture missions.

Ensures Sustainable and Secure Water Supplies – The budget continues investment in the Department's WaterSMART program, which supports water conservation initiatives and technological breakthroughs that promote water reuse, recycling, and conservation in partnership with States, Tribes and other partners. The budget also invests in the safety, reliability, efficiency, and ecological sustainability of the U.S. water infrastructure to ensure millions of customers continue to receive the water and power that are the foundation of a healthy economy, especially in the arid West. The budget provides robust funding for Indian water rights settlements and program implementation to support Tribes in resolving water rights claims, developing water sharing agreements, and supporting sustainable water management, and provides resources to protect and restore fragile ecosystems, such as California's Bay-Delta and the San Joaquin River.

POWERING THE FUTURE THROUGH BALANCED ENERGY DEVELOPMENT

Builds a Clean Energy Infrastructure – To enhance national energy security and create jobs in new industries, the budget invests in renewable energy development programs, providing \$100.4 million to review and permit renewable energy projects on public lands and offshore waters. These funds will allow Interior to continue progress toward its goal of permitting 20 gigawatts of renewable energy capacity and related transmission infrastructure by 2020.

Investing in Communities Impacted by Energy Development – To address the continuing legacy of abandoned mine lands on the health, safety, environment, and economic opportunity of communities, the budget proposes \$1.0 billion to States and Tribes over five years from the unappropriated balance of the AML Trust Fund, administered by the Office of Surface Mining Reclamation and Enforcement. As part of the President's POWER+ Plan, the AML funding will be used to target the reclamation of mine land sites and associated polluted waters in a manner that promotes sustainable redevelopment in economically distressed coalfield communities. The budget includes legislative reforms to strengthen the health care and pension plans that provide for the health and retirement security of coal miners and their families.

Supports Responsible Development of the Nation's Oil and Gas Resources – The budget provides support for onshore energy permitting and oversight on Federal lands, with the Bureau of Land Management's oil and gas program realizing a 20 percent increase in mandatory and current funding compared to the 2015 enacted level. Coupled with implementation of a new automated permitting system that eliminates paper applications, these budget resources will facilitate improved responsiveness to permit requests while strengthening onshore inspection capabilities. The BLM's costs will be partially offset through new inspection fees totaling \$48.0 million in 2016, requiring the onshore industry to share a greater part of the cost of managing the program from which it benefits, just as the offshore industry currently does.

The budget also supports continued reforms to strengthen oversight of industry operations following the 2010 Deepwater Horizon oil spill, with an additional emphasis on risk management. This includes \$170.9 million for the Bureau of Ocean

Energy Management and \$204.7 million for the Bureau of Safety and Environmental Enforcement, which share responsibility for overseeing development of oil and gas resources on the Outer Continental Shelf.

INVESTS IN THE FUTURE

Strengthens Tribal Nations – The President’s budget maintains the Administration’s strong support for the principle of tribal self-determination and strengthening tribal communities across Indian Country. This commitment is reflected in a proposed 12 percent increase for the Bureau of Indian Affairs over the 2015 enacted level. The budget calls for full funding for contract support costs that Tribes incur from managing Federal programs, complemented by a proposal to secure mandatory funding in future years. The budget provides significant increases across a wide range of Federal programs that serve Tribes; proposes a new one-stop approach to improve and coordinate access to Federal programs and resources; supports sustainable stewardship of land, water, and other natural resources; provides funding for communities to plan, prepare, and respond to the impacts of climate change; and establishes an Indian Energy Service Center to facilitate tribal energy development.

Creates Opportunities for Native Youth – The 2016 budget includes key investments to support the launch of Generation Indigenous, an initiative focused on addressing barriers to success for American Indian and Alaska Native children and teenagers. In addition to Interior, multiple agencies—Education, Housing and Urban Development, Health and Human Services, Agriculture, Labor, and Justice—are working collaboratively with Tribes on new and increased investments to implement education reforms and address issues facing youth. The Interior budget proposes a \$1.0 billion investment in Indian education to support a comprehensive transformation of the Bureau of Indian Education. This multi-year process will transform BIE into an organization that serves as a capacity builder and service provider to support Tribes in educating their youth and delivers a world class and culturally-appropriate education across Indian Country.

Engages the Next Generation – The future of the Country’s natural, cultural, and historic heritage depends on the next generation of active stewards. Interior’s unique assets provide an unparalleled opportunity to connect the next generation to the great outdoors and the Nation’s rich history. The budget

includes \$107.2 million for youth programs across the Department, a \$45.5 million increase from the 2015 enacted level. Within this increase, \$20.0 million is provided to NPS for youth activities, including bringing one million fourth-grade children from low-income areas to national parks. This increase will also fund dedicated youth coordinators to help enrich children and families’ learning experiences at parks and online.

IMPROVES OVERSIGHT AND USE OF FEDERAL DOLLARS

Implements Department-wide Management Reforms – Interior has embarked on several multi-year efforts to improve efficiency and effectiveness by reducing Interior’s future expenses for building leases and operations, and enhancing its information technology infrastructure and financial reporting capabilities. The budget includes \$6.4 million for upfront improvements to office space, so that Interior can make better use of Federal buildings and reduce outyear taxpayer costs for privately leased space. The budget continues to optimize the Department-wide Financial and Business Management System with targeted investments to improve the quality and transparency of Federal spending information for the public, as envisioned in the Digital Accountability and Transparency Act of 2013. Also underway is the fourth year of Interior’s IT Transformation. The budget includes \$5.0 million for enhancements in telecommunications capacity and cloud access, end user services to achieve Department-wide efficiencies, and information assurance operations to strengthen detection and vulnerabilities to potential intrusions.

Reforms Federal Oil and Gas Management – The United States Treasury received nearly \$10 billion in 2014 from fees, royalties, and other payments related to oil and gas development on public lands and waters. A number of studies by the Government Accountability Office and Interior’s Inspector General found taxpayers could earn a better return through policy changes and more rigorous oversight. The budget proposes a package of legislative reforms to bolster administrative actions focused on advancing royalty reforms, encouraging diligent development of oil and gas leases, and improving revenue collection processes. The Administration is also committed to ensuring American taxpayers receive a fair return from the sale of public resources and taxpayers throughout the Country benefit from the development of offshore energy resources owned by all Americans. The budget proposes that the

Interior Department work with Congress to redirect the distribution of expanded revenue payments to select States in the Gulf of Mexico, expected to start in 2018 for certain Gulf of Mexico oil and gas leases. Funds will instead be directed to programs that offer broader natural resource, watershed, and conservation benefits for the entire Nation, help the Federal government fulfill its role of being a good neighbor to local communities, and support other national priorities.

LEGISLATIVE PROPOSALS AND OFFSETTING COLLECTIONS

The budget includes a number of legislative proposals, including full mandatory funding for the Land and Water Conservation Fund, full contract support costs in 2016 with a transition to mandatory

funding for contract support costs starting in 2017, three years of mandatory funding for the National Parks and Public Lands Centennial, and a one-year mandatory funding extension of the Payments in Lieu of Taxes program.

The 2016 budget includes revenue generating proposals estimated to result in savings to the Treasury of \$5.6 billion over ten years. The budget includes a number of current user fee proposals to offset certain costs to the taxpayer. The details of the full scope of these proposals are included in the section entitled Legislative Proposals and Offsetting Collections.

Achieving success in all of these important responsibilities on behalf of the American people is the Interior Department's primary focus. The American people deserve nothing less.

BUDGET AUTHORITY AND RECEIPTS

(dollars in millions)

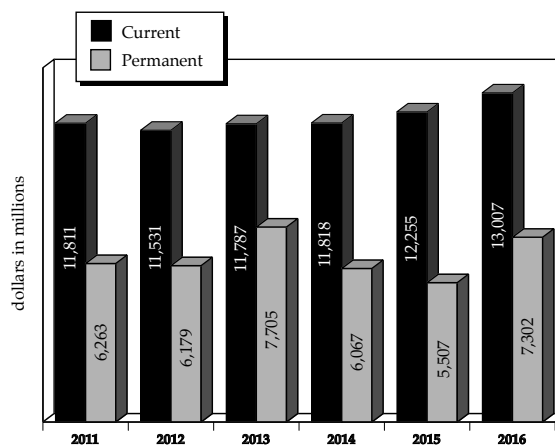
	2014 Actual	2015 Enacted	2016 Request	Change
BUDGET AUTHORITY				
Total Current Appropriations	11,818	12,255	13,007	+753
Fire Cap Adjustment	0	0	200	+200
Total Current Appropriations (<i>w/ Cap Adjustment</i>)	11,818	12,255	13,207	+952
Permanent Appropriations.....	6,067	5,507	7,302	+1,795
TOTAL (<i>w/o Cap Adjustment</i>).....	17,885	17,762	20,309	+2,547
Total (<i>w/ Cap Adjustment</i>).....	17,885	17,762	20,509	+2,747
[<i>Net discretionary BA w/o Cap Adjustment</i>].....	[11,649]	[12,111]	[12,873]	[+762]
[<i>Net discretionary BA w/ Cap Adjustment</i>]	[11,649]	[12,111]	[13,073]	[+962]
RECEIPTS				
Outer Continental Shelf	7,417	6,425	7,511	+1,085
Onshore Mineral Leasing	4,637	3,783	3,704	-79
Other Offsetting Receipts	1,420	1,555	1,694	+139
Other Receipts	1,181	1,021	882	-139
TOTAL	14,655	12,784	13,790	+1,006

THE NUMBERS

The Department's 2016 budget request totals \$13.0 billion in current authority. This is an increase of \$752.6 million over the 2015 enacted level. Of this, \$11.9 billion is requested for programs funded by the Interior, Environment, and Related Agencies Appropriations Act. This is \$786.6 million, or a 7.1 percent increase, compared to 2015. The 2016 request for the Bureau of Reclamation and Central Utah Project Completion Act, funded in the Energy and Water Development Appropriations Act, is \$1.1 billion in current appropriations, a decrease of \$34.0 million and 3.0 percent when compared to the 2015 level.

Interior continues to generate more revenue for the U.S. Treasury than its annual appropriation. In 2016, Interior will generate receipts of nearly \$13.8 billion and propose revenue and savings legislation estimated to generate more than \$5.6 billion over the next decade. The 2016 budget also includes permanent spending proposals estimated at \$15.2 billion in outlays over the next decade.

DEPARTMENT OF THE INTERIOR FUNDING



SUMMARY OF MAJOR CHANGES

(dollars in millions)

INTERIOR, ENVIRONMENT, AND RELATED AGENCIES

Fixed Costs	+89.6
BLM	
Sage Steppe Conservation	+45.0
National Conservation Lands	+11.2
National Recreation Strategy	+6.6
Challenge Cost Share - Climate Resilience.....	+10.0
Youth in the Great Outdoors	+5.0
Oil and Gas Management - Master	
Leasing Plans	+5.8
Oil and Gas Inspections (<i>shift to fees</i>).....	+6.9
Transmission Corridors.....	+5.0
Enterprise Geospatial	+7.8
Deferred Maintenance	+4.2
Land Acquisition.....	+18.2
Grazing Administration (<i>shift to fees</i>)	+13.5
Oregon and California Grant Lands	-6.9
BOEM	
Risk Management Program.....	+2.5
OSMRE	
Technical Assistance for Reclamation	
and Reforestation	+8.1
USGS	
Landsat Ground Systems Development.....	+24.3
Critical Landscapes, including Arctic	
and Sage Steppe	+6.7
WaterSMART	+14.6
Facilities - Cost Savings and Innovation Plan	+11.6
Community Resilience Toolkit.....	+11.0
Climate Science Centers	+10.6
Carbon Sequestration	+9.1
New and Emerging Invasive Species.....	+2.0
Natural Hazard Science for Disaster Response	+6.6
Hydraulic Fracturing Research.....	+5.3
FWS	
Gulf Coast Restoration Planning	+4.0
Renewable Energy Consult and Planning.....	+1.2
Sage Steppe Conservation	+4.0
Cooperative Recovery	+4.8
Challenge Cost Share - Climate Resilience.....	+10.0
Urban Wildlife Conservation Partnerships....	+5.0
Deferred Maintenance and Equipment	+9.7
Joint Venture Program.....	+5.0
Combating Illegal Wildlife Trafficking	
and Promoting Conservation	+10.0
Asian Carp	+2.4
Land Acquisition.....	+10.8
State and Tribal Wildlife Grants.....	+11.3
NPS	
Centennial Initiative	+326.3
Deferred Maintenance.....	[+242.8]
Centennial Challenge	[+40.0]
Youth: Urban Engagement and Every	
Kid in a Park	[+20.0]
Operating Requirements and Volunteers.....	[+23.5]

Historic Preservation Grants.....	+33.5
Civil Rights	[+32.5]
Tribal Grants-in-Aid	[+1.0]
Land Acquisition.....	+13.3
LWCF State Grants.....	+5.0
Challenge Cost Share - Climate Resilience.....	+10.0
Heritage Partnership Programs	-9.7
INDIAN AFFAIRS	
Fully Fund Contract Support Costs	+26.0
Indian Energy Service Center.....	+4.5
One-Stop Tribal Service Center	+4.0
Indian Data and Analysis Office	+12.0
Tribal Climate Resilience.....	+40.4
Tiwahe (Family) Initiative.....	+15.0
Indian Water Rights Settlements and	
Negotiations.....	+46.1
BIE Transformation.....	+138.4
Sovereignty in Education Awards	[+10.0]
Tribal Grant Support Costs.....	[+12.9]
Broadband to All BIE Schools	
in Three Years	[+34.2]
Teacher Certifications	[+2.6]
Facilities Operations and Maintenance.....	[+20.0]
School Repair and Replacement	[+58.7]
DEPARTMENTAL OFFICES	
Office of the Secretary	
Coastal Resilience Fund	+50.0
Insular Affairs	
Insular Areas Climate Resilience	+7.0
DEPARTMENT-WIDE PROGRAMS	
Wildland Fire	
Resilient Landscapes	+20.0
Working Capital Fund	
Office Consolidation.....	+5.2
DATA Act Implementation.....	+10.5

ENERGY AND WATER DEVELOPMENT

RECLAMATION	
Central Valley Project	+4.4
Central Valley Project Restoration Fund.....	-7.5
Colorado River Basin Salinity	
Control Project.....	+6.0
Columbia Basin Project	+3.7
Dam Safety	+5.2
Indian Water Rights Settlements and	
Negotiations.....	+22.5
Native American Affairs Programs.....	+4.4
Research and Development.....	+3.7
Rural Water Programs	-28.5
San Joaquin River Restoration	+3.0
WaterSMART	+7.5

DEPARTMENT OF THE INTERIOR FACTS

Land – Interior manages more than 530 million acres or about 20 percent of the land area of the United States, 700 million acres of subsurface minerals, and 54 million acres of submerged land in five Pacific marine national monuments. The Department has jurisdiction over an additional 1.7 billion acres of the Outer Continental Shelf.

Parks, Refuges, and Public Lands – Interior manages 405 units of the national park system, 562 national wildlife refuges, 72 fish hatcheries, and one historic fish hatchery, as well as 21 national conservation areas and similarly designated areas, and 20 national monuments in BLM's National Landscape Conservation System.

People – Interior has 70,000 employees located in approximately 2,400 locations across the United States, Puerto Rico, U.S. Territories, and Freely Associated States.

Volunteers – Interior benefits from approximately 320,000 volunteers who provide nearly ten million hours of service, valued at an estimated \$224 million per year.

Conservation – Nearly 360,000 acres of high-priority abandoned coal mine sites have been reclaimed through the OSMRE's Abandoned Mine Lands program. The FWS acts to protect over 2,200 endangered and threatened species; 1,571 are in the United States.

Revenues – Interior collects revenues from energy, minerals, grazing, timber, lands sales, and other revenue producing activities. Interior's estimated revenue projections in 2016 are \$13.8 billion.

Water – The Department is the Nation's largest wholesale water supplier, managing 476 dams and operating 337 reservoirs with a total storage capacity of 245 million acre-feet of water, enough water for 980 million people.

Energy – Interior manages lands, subsurface rights, and offshore areas that produce nearly 21 percent of the Nation's energy, including 16 percent of natural gas, 23 percent of oil, and 42 percent of coal. Federal lands also host projects that account for a significant portion of the Nation's renewable energy generating capacity for 15 percent of hydropower, two percent of windpower, and 47 percent of geothermal energy. Interior has approved solar energy projects totaling 47 percent of the Nation's installed solar energy capacity.

Visitation – Annually, more than 62 million visits are made to BLM public lands, nearly 280 million visits to national park units, nearly 47 million visits to national wildlife refuges and fish hatcheries, and 90 million visits to Reclamation recreation sites.

American Indians – The Department maintains relationships with 566 federally recognized Tribes in the lower 48 States and Alaska and provides support to a service population of more than two million people. The BIE provides education services to 48,000 individual students in 23 States attending 183 elementary and secondary schools and dormitories and supports 32 BIE-funded community colleges, universities, and post-secondary schools. There are 96 BIA-funded corrections programs and 190 bureau and tribal law enforcement programs.

American Indian Trust – Interior has responsibility for the largest land trust in the world. Today, the Indian trust encompasses approximately 55 million surface acres and 57 million acres of subsurface mineral estates. On these lands, Interior manages over 124,000 leases for uses such as farming, grazing, and oil and gas production on behalf of individual Indians and Tribes. The Office of the Special Trustee manages approximately \$4.9 billion of trust funds held in nearly 3,300 trust accounts for more than 250 Indian Tribes, and over 397,000 open Individual Indian Monies accounts.

Science – Interior provides unbiased, multi-discipline science for use in understanding, managing, and protecting the landscape, natural resources, and natural hazards. Data are available to the public from over 8,000 streamgages and 2,900 earthquake sensors. Over 23 million satellite scenes have been downloaded from the Landsat archives since being made available at no cost in 2008, with nine million downloaded in 2014 alone. The USGS publishing warehouse contains more than 135,000 USGS-authored citations with full text access to over 80,000 USGS publications.



Celebrating and Enhancing America's Great Outdoors

President Obama believes we have a moral obligation to the next generation to leave our land, water, and wildlife better than we found it. Passing along the blessings we inherited will take action and a commitment to take the long view.

*Sally Jewell, Secretary of the Interior
October 31, 2014*

Nearly four years ago, President Barack Obama released the America's Great Outdoors action plan, laying out a path to achieve lasting conservation of the outdoorspaces that power the Nation's economy, shape its culture, and provide recreational access to all Americans. The AGO initiative reinvigorated conservation partnerships and reconnected the public with the lands and waters that are the shared heritage of all Americans.

Each year national parks and monuments, wildlife refuges, and Interior's other public lands provide hundreds of millions of visitors the opportunity to recreate on America's land and appreciate the Nation's cultural and natural resources. In 2013, national parks, wildlife refuges, national monuments, and other public lands managed by the Department of the Interior hosted an estimated 407 million recreation visits. These visits contributed \$41.0 billion to the economy and supported nearly 355,000 jobs nationwide. These lands interpret and memorialize important historic events, such as the Selma to Montgomery National Historic Trail's commemoration of the events, people, and route of the 1965 Voting Rights March in Alabama; provide important recreational access to growing urban populations, such as the Bureau of Land Management's Agua Fria National Monument, outside of Phoenix; and provide flood risk reduction benefits as well as vital wildlife habitat through ecosystem resilience projects, such as salt marsh restoration at Cape May National Wildlife Refuge in New Jersey.

The 2016 budget bolsters the Administration's commitment to connect Americans to the great outdoors, proposing \$5.6 billion for programs that support the AGO initiative, an increase of \$571.6 million over 2015. This includes \$5.0 billion in operating funds

for the land management bureaus, which provides these bureaus the necessary resources to operate recreation, youth, and cultural and natural resource conservation programs. This is an increase of \$449.9 million or ten percent compared to 2015. This request provides \$1.2 billion to BLM, \$1.3 billion to the Fish and Wildlife Service, and \$2.5 billion to the National Park Service for operations.

The AGO initiative includes \$276.0 million for Interior programs funded through the Land and Water Conservation Fund. Additional details on LWCF current and mandatory proposals are provided below. The budget also provides a robust funding level of \$209.6 million for grants and technical assistance to conserve species and habitat, conduct cultural and historic preservation activities, and facilitate sportsmen and recreational access. This is an increase of \$45.5 million over 2015.

The Bureau of Reclamation river restoration projects are funded at \$122.1 million, an increase of \$5.8 million compared to 2015. These projects are included because of their direct benefit to the restoration of important watershed ecosystems in the West. Included in this total is \$35.0 million for Reclamation's San Joaquin River Restoration Program, an increase of \$3.0 million that primarily will be used for the Friant-Kern and Madera Canal Capacity Restoration Projects and Seepage Management Actions. Also included is \$17.1 million for the Endangered Species Recovery Implementation Program - Platte River, an increase of \$2.4 million, to advance efforts on the J-2 Re-Regulation Reservoir Project.

Recreation and Community Engagement – Public lands managed by BLM provide the most diverse range of recreational opportunities in the Country.

While public lands are already a popular destination for recreationists, as evidenced by more than 62 million visitors in 2013, visitation is likely to increase as population growth and the urbanization of the West continues to make BLM lands accessible to more and more visitors. The BLM developed its 2014 to 2019 National Recreation Strategy to better manage the challenges of increased visitation, including providing outstanding recreational opportunities for visitors and helping adjoining communities achieve their own desired social, economic, and environmental goals. The Strategy recognizes that because public lands are connected to and integrated with communities, these lands create many opportunities for BLM to collaborate in setting mutual objectives for proposed recreation opportunities and pooling resources toward shared goals. To achieve these goals, the Strategy focuses on proactive engagement with communities, locally based government agencies, and service provider businesses.

The 2016 budget includes an increase of \$6.6 million for BLM to further implement its National Recreation Strategy. Among other things, the funds will enable BLM to more aggressively develop partnerships with communities and service providers in order to understand community values and help identify and market mutually desired recreational opportunities. The funds will also be used to upgrade BLM recreation sites to enhance recreational experience and to implement BLM's Mountain Bike Action Plan.

The FWS national wildlife refuge system is also a critical component of the AGO initiative. The refuge system delivers conservation on a landscape level, delivering benefits such as improved water quality, flood mitigation, and important habitat for the survival and protection of endangered species. It also offers recreational opportunities such as fishing and wildlife watching. With 80 percent of the U.S. population residing in urban areas, these activities and outdoor experiences are unfamiliar to many. To ensure the development of a new conservation constituency, FWS is actively developing strategies to engage urban audiences in meaningful, collaborative ways that build sustainable, broad-based support for its mission.

To address this challenge, FWS developed the Urban Wildlife Refuge initiative and designated 14 Urban Wildlife Refuge Partnerships in demographically and geographically varied cities. Current partnerships include the Masonville Cove project in Baltimore, Maryland, which began as the restoration of

an abandoned and contaminated area near Baltimore Harbor by the local community and the Maryland Port Administration to mitigate the impacts of dredging material from the Harbor. This effort established the Masonville Cove Environmental Education Center, providing environmental education programs with others such as the nearby National Aquarium, to reach more than 8,000 students and 330 teachers since its start. The FWS provides assistance with visitor services and wildlife management at the on-site nature area recently brought back to life by the community. The nature area features walking trails and a floating dock for kayakers and canoeists and is planned to include 71 acres of water and 54 acres of land open for free use by the public. The 2016 budget includes an increase of \$5.0 million to establish three additional Urban Wildlife Refuge Partnerships.

Across the Nation, national parks capture the public's imagination and provide opportunities to enjoy natural and cultural resources and historic sites. August 25, 2016, marks the Centennial of NPS. The Centennial will kick off a second century of stewardship of America's national parks and community engagement through recreation, conservation, and historic preservation programs, and will celebrate the achievements of the past 100 years. The 2016 budget proposes a \$326.3 million increase in current funding for the NPS Centennial initiative to ensure the Centennial provides a venue for every American to embrace the opportunities to explore, learn, be inspired, or simply have fun in their 405 national parks. The Centennial is also an opportunity to convey how the national park experience can be replicated in the daily lives of Americans through community-based recreation, conservation, and historic preservation programs. Additional details on these increases are included in the National Parks and Public Lands Centennial section of this chapter.

The current funding request is complemented by the Administration's legislative Centennial proposal to fund an additional \$500.0 million a year for three years as mandatory appropriations, including \$100.0 million for the Federal matching portion of the Centennial Challenge program; \$300.0 million for high priority deferred maintenance projects; and \$100.0 million for a competitive Public Lands Centennial Fund, which will benefit Interior's land management bureaus as well as the Department of Agriculture's Forest Service.

The National Park Service is America's storyteller and protector of the places where America's history can be found. As we prepare to celebrate the National Park Service's Centennial in 2016, we have rededicated ourselves to sharing more diverse stories of our Nation's history, particularly the struggles for civil rights. By telling these stories, we are inviting new audiences to visit their national parks and historic sites and to discover a personal connection in these special places.

**Jonathan Jarvis, Director of the
National Park Service
May 30, 2014**

Protecting America's Cultural Resources – The vision for engaging Americans in resource stewardship does not end with a once-in-a-lifetime trip to one of the jewels of the national park system. Interior and its bureaus provide multiple avenues for Americans to explore, learn, and be inspired by the Nation's history. One important opportunity to experience history is the 50th Anniversary of the Voting Rights Act signed in 1965. The Administration proposes to celebrate civil rights in America in 2016 through targeted NPS investments to highlight the struggle undertaken by Americans to secure civil rights and liberties and celebrate the actions that inspired many groups in America and around the world to continue to pursue progress for civil rights.

The budget proposes increases of \$50.0 million, including \$10.0 million to provide the necessary resources to improve high priority facility projects at NPS sites associated with the Civil Rights movement



such as the Selma Interpretive Center at the Selma to Montgomery National Historic Trail; \$6.0 million to fund projects to document, interpret, and preserve civil rights history in the national park system; and \$1.5 million to address critical base operating needs at sites such as the Harriet Tubman Underground Railroad National Historical Park in Maryland and the Charles Young Buffalo Soldiers National Monument in Ohio. Also included in the initiative is \$30.0 million for competitive historic preservation grants to preserve the stories and sites associated with the Civil Rights movement, and \$2.5 million for grants-in-aid specifically to Historically Black Colleges and Universities to document, interpret and preserve the stories and sites associated with the progression of civil rights in America.

Conserving Public Lands through the Land and Water Conservation Fund – Congress enacted the Land and Water Conservation Fund Act of 1965 as a bipartisan commitment to safeguard natural areas, water resources, and cultural heritage, and to provide recreation opportunities to all Americans. Today, the LWCF is helping to provide for America's outdoor spaces—public and private, large and small, urban and rural—as envisioned by the American people.

The budget requests full funding for LWCF, including \$672.3 million for Interior, of which \$276.0 million is current and \$396.3 million is mandatory funding. This includes \$172.8 million for current Federal land acquisition funding, of which \$52.7 million is for acquisition of Collaborative Landscape Projects to address specific conservation priorities identified through a collaborative process conducted by Interior's land management bureaus and the U.S. Forest Service. The current request also includes \$50.0 million for FWS Cooperative Endangered Species Conservation Fund grants and \$53.2 million for NPS State Assistance grants. The mandatory proposal for Interior includes \$274.4 million for Federal land acquisition, of which \$97.5 million is identified for collaborative landscape projects, \$50.0 million for FWS Cooperative Endangered Species Conservation Fund grants, \$47.0 million for NPS State Assistance grants, and \$25.0 million for NPS Urban Parks and Recreation Fund grants.

The LWCF provides funding to secure access for the American public to their Federal lands for recreational opportunities—from hunting and fishing, to canoeing and bird watching. Of the \$900.0 million current and mandatory funding proposal for LWCF, \$574.9 million will support conservation, sportsmen access, and recreational opportunities on Federal land.

Within this total is \$20.0 million in current and mandatory funds to specifically improve access for sporting and recreation. This includes \$2.5 million for recreational access in parks; \$12.5 million for improved access to refuges and BLM public lands; and \$6.1 million for improved access to National Forests for sportsmen and hunters.

Over its 50-year history, the fund has protected conservation and recreation land in every State and supported tens of thousands of State and local projects. The Departments of the Interior and Agriculture work in cooperation with local communities, rely on willing sellers, and maximize opportunities to secure rights-of-ways, easements, and fee simple lands. The mandatory LWCF proposal will support simpler, more efficient land management; create greater access for hunters and anglers and other recreation opportunities; create long-term cost savings; address urgent threats to some of America's most special places; and better support State and local conservation priorities. Conserving landscapes and meeting the present day needs of local communities requires collaboration among all stakeholders, including private landowners, conservation and recreation groups, and local, State, tribal, and Federal governments. The Administration's LWCF request supports broad collaboration around locally driven priorities and more efficient and coordinated ways of investing in, restoring, and managing the Country's natural and cultural resources.

The Administration's LWCF request includes continued funding for the Collaborative LWCF initiative. This interagency program brings Interior and the Department of Agriculture together with local stakeholders to identify large natural areas where LWCF funds can achieve the most important shared conservation goals in the highest priority landscapes. Conserving large-scale natural areas provides multiple resource and economic benefits to the public, including clean drinking water, recreational opportunities, protected habitat for at-risk and game

species, and jobs generated on and off these lands. The Secretaries of the Interior and Agriculture follow a rigorous merit-based evaluation process to select landscapes for investment in the collaborative landscape planning process. After evaluation and prioritizing multiple ecosystems, they selected eight landscapes for current and mandatory funding in 2016:

- Florida-Georgia Longleaf Pine Initiative.
- High Divide in Idaho and Montana.
- Islands Forests at Risk in Hawaii.
- National Trails in Delaware, Idaho, Massachusetts, Montana, New Mexico, Pennsylvania, and Virginia.
- Northern Coastal California.
- Pathways to the Pacific in Oregon and Washington.
- Rivers of the Chesapeake in Delaware, Maryland, Pennsylvania, Virginia, and West Virginia.
- Upper Rio Grande in Colorado and New Mexico.

The Administration's mandatory funding proposal for LWCF provides full mandatory funding for these programs beginning in 2017. Mandatory funding will increase the financial certainty needed to build and enhance local and community conservation partnerships and optimize valuable investments by leveraging other Federal and non-Federal funds. It will enable efficiencies in managing LWCF programs and facilitate a more predictable, transparent, and inclusive process. Mandatory funding also will achieve the original intent of the LWCF Act—the dedication of a meaningful portion, \$900.0 million, of the royalties private companies pay to access the Nation's offshore oil and gas reserves for the preservation of the Nation's lands and waters for the benefit of all Americans, now and in the future.

AMERICA'S GREAT OUTDOORS
(dollars in millions)

	2015 Enacted	2016 Request	Change
LAND MANAGEMENT OPERATIONS			
Bureau of Land Management	1,083.8	1,175.2	+91.4
Fish and Wildlife Service	1,207.7	1,326.8	+119.2
National Park Service	2,275.8	2,515.1	+239.4
Subtotal, Land Management Operations	4,567.2	5,017.2	+449.9
LAND AND WATER CONSERVATION FUND PROGRAMS ^{1/}			
Federal Land Acquisition			
Bureau of Land Management	19.7	38.0	+18.3
Fish and Wildlife Service	47.5	58.5	+11.0
National Park Service	50.8	64.3	+13.5
Office of Valuation Services	12.0	12.0	0
Grant Programs			
Fish and Wildlife Service			
Coop. Endangered Species Conservation Fund ^{2/} ...	27.4	50.0	+22.6
National Park Service			
State Assistance Grants	48.1	53.2	+5.0
Subtotal, LWCF Programs	205.6	276.0	+70.4
OTHER ASSISTANCE PROGRAMS			
Fish and Wildlife Service			
North American Wetlands			
Conservation Act Fund Grants	34.1	34.1	0
Neotropical Migratory Bird Grants	3.7	4.2	+0.5
State and Tribal Wildlife Grants	58.7	70.0	+11.3
National Park Service			
Rivers, Trails, and Conservation Assistance	10.0	10.2	+0.1
Historic Preservation Fund Grants	56.4	89.9	+33.5
American Battlefield Protection Program Grants	1.2	1.2	0
Subtotal, Other Assistance Programs	164.1	209.6	+45.5
SUBTOTAL, LAND MANAGEMENT AGENCIES	4,937.0	5,502.8	+565.8
BUREAU OF RECLAMATION RIVER RESTORATION			
Water and Related Resources			
River Restoration Activities ^{3/}	112.2	83.6	-28.7
San Joaquin Restoration Fund			
River Restoration Activities	[32.0]	35.0	+35.0
Central Valley Project Restoration Funds			
River Restoration Activities	4.0	3.5	-0.5
Subtotal, Reclamation Projects	116.2	122.1	+5.8
TOTAL, AMERICA'S GREAT OUTDOORS	5,053.2	5,624.8	+571.6

^{1/} The Administration will submit a legislative proposal to permanently authorize annual LWCF funding. For ease of comparison, the table does not display any mandatory funding.

^{2/} The 2015 enacted level for the FWS Cooperative Endangered Species Conservation Fund included a total of \$50.1 million, of which \$27.4 million was derived from LWCF.

^{3/} The Consolidated and Further Continuing Appropriations Act of 2015 provided Reclamation \$50.0 million for Western Drought Response, \$8.0 million for Water Conservation and Delivery, \$4.0 million for Fish Passage and Fish Screens, and \$1.0 million for Environmental Restoration and Compliance. At the time of budget preparation, these funds have yet to be distributed by program, but a portion may be allocated to projects and programs within AGO.

NATIONAL PARKS AND PUBLIC LANDS CENTENNIAL

In celebration of the 100th anniversary of the National Park Service in 2016, Interior proposes a comprehensive Centennial initiative investment in the parks and public lands. Funding provides increases for a multi-year effort to recommit to the preservation of these special places, to invest wisely in the park system's most important assets, to use parks and the public lands to enhance informal learning, engage volunteers, provide training opportunities to youth, and enhance our ability to leverage partnerships to accomplish this mission.

Sally Jewell, Secretary of the Interior
March 26, 2014


In 2016, the National Park Service celebrates 100 years of preserving the Nation's most significant natural and cultural resources. Interior's budget capitalizes on this significant event proposing investments to reinvigorate the tremendous assets of the national parks. Although the emphasis is on the future of the parks, the budget includes complementary initiatives in the Bureau of Land Management and Fish and Wildlife Service to engage the American public with Interior's broad range of outdoor recreation and natural learning opportunities.

At its inception in 1916, NPS was charged with a dual mission—to make the parks accessible to all while preserving them for future generations. America has changed dramatically since the birth of NPS, and this once revolutionary concept of preserving the Nation's most significant natural and cultural resources has evolved into a quintessential symbol of the Nation.

Prior to 1916, the Federal government only sporadically engaged in preserving public lands and focused mainly on the western United States. In 1832, Congress established the Hot Springs Reservation in Arkansas, and in 1872, Yellowstone National Park was established. In 1890, Yosemite, General Grant—now part of Kings Canyon—and Sequoia National Parks were created. In 1906, the Antiquities Act gave the President the authority to declare national monuments. Among other numerous sites, this Act allowed for the protection of the Grand Canyon National Monument in 1908.

However, no specific organization, let alone uniform policies for the management of this growing assembly of parks and monuments existed. National parks were administered by the Secretary of the Interior, but as in the case of Yellowstone, were patrolled by soldiers detailed by the Secretary of War. The national monuments were administered in various ways: monuments of military significance by the Secretary of War, those within or adjacent to national forests were placed under the Department of Agriculture, and the rest were administered by the Department of the Interior.

While NPS initially had responsibility for 14 national parks and 21 national monuments when it was created on August 16, 1916, today it covers over 84 million acres, encompassing 405 park units, and helps administer dozens of affiliated sites—the national heritage areas, national wild and scenic rivers, national historic landmarks, and national trails. In accomplishing its mission, NPS has the support of over 150 non-profit park friends groups, 65 cooperating associations, and 246,000 volunteers. Additionally, NPS works with States, Tribes, local governments, and other partners to protect natural, cultural, and recreational resources outside of the park units. This assistance takes the form of grants,



such as the Land and Water Conservation Fund State Conservation Assistance grants and Historic Preservation Fund grants, or through technical assistance from programs such as the Rivers, Trails, and Conservation Assistance program.

In 2016, the Centennial will celebrate the achievements of the past 100 years and kick off a second century of stewardship and engagement for America's national parks and public lands. Already, NPS, FWS, and BLM are implementing innovative actions across the Country to engage new, younger, and more diverse audiences and to invest wisely and sustainably in preserving America's special places.

The national wildlife refuge system is well positioned to offer rewarding and convenient outdoor adventures to an increasingly urban society. At least one wildlife refuge is within an hour's drive of most major cities and more than 260 wildlife refuges are near smaller cities. Targeting refuges within 25 miles of cities like Baltimore, Maryland and Seattle, Washington, the FWS Urban Wildlife Conservation program offers access to a variety of outdoor experiences, reaching out to nearby young people, in particular. The BLM has developed a National Recreation Strategy – Connecting with Communi-

ties to expand efforts to develop partnerships with communities and service providers to encourage recreational opportunities on the public lands.

The Department, NPS, and the National Park Foundation are working closely with partners and stakeholders across the Country to produce programs, events, and activities that will drive broad awareness, deepen engagement, and increase support for America's national parks, the work of NPS, and its partners. The Find Your Park public awareness campaign will reintroduce the public to the National Park Service and its work with communities across the Country. The public awareness campaign, which is funded through generous philanthropic support, will spotlight all public lands. The goal of these efforts is to connect with the next generation of public land visitors, supporters, and advocates.

The President's budget proposes a robust Federal investment of current and mandatory funding, underscoring this Administration's commitment to maintaining the Nation's shared natural and cultural resources. This significant investment will include:

**NATIONAL PARKS AND PUBLIC LANDS
CENTENNIAL INITIATIVE**
(dollars in millions)

	2016 Request
CURRENT	
Construction - Deferred Maintenance	+111.9
Operation of National Park System	
Deferred Maintenance	
Repair and Rehabilitation	+66.7
Cyclic Maintenance	+64.1
New Parks and Critical Responsibilities	+13.5
Youth Urban Engagement	+11.5
Youth Every Kid in a Park Coordinators	+8.5
Seasonal Workers	+8.0
Volunteers	+2.0
Centennial Challenge: Federal Project Match	+40.0
TOTAL, CURRENT APPROPRIATION	+326.3
MANDATORY	
Construction - Deferred Maintenance	+300.0
Centennial Challenge - Federal Project Match	+100.0
Departmental Operations	
Public Lands Centennial Fund	+100.0
TOTAL, MANDATORY APPROPRIATION	+500.0

-
- \$242.8 million to address high priority deferred maintenance needs across the national park system. This total investment of \$559.1 million will address work beyond the reach of NPS at current funding levels and will also protect those investments for future generations through ongoing preventive maintenance. Along with the additional \$300.0 million deferred maintenance legislative proposal discussed below, all 6,735 highest priority assets will be restored and maintained in good condition over ten years.
 - \$43.5 million for NPS operations to expand volunteer opportunities at parks, engage youth, enhance visitor experiences through additional seasonal staffing, and address critical responsibilities at existing and new park units. This includes \$20.0 million to transport over a million urban youth a year to national parks and public lands, with dedicated youth coordinators to welcome them and their families.
 - \$40.0 million for the Centennial Challenge program, providing an important Federal match to leverage partner donations for projects and programs at national parks in anticipation and support of the upcoming Centennial.
 - \$33.0 million in BLM and FWS to increase public engagement with the national wildlife

refuges and National Conservation Lands. The FWS proposes to expand its successful Urban Wildlife Conservation Program for partnerships encouraging city dwellers to enjoy the outdoors, and engaging new audiences to connect with outdoor experiences both on wildlife refuges and partner lands. The BLM proposes investments in the National Conservation Lands and its National Recreation Strategy – Connecting with Communities to develop partnerships with communities and service providers encouraging recreational opportunities on the public lands.

- \$500.0 million a year for three years as a mandatory appropriations legislative proposal comprised of: \$100.0 million for the Federal matching portion of the Centennial Challenge program; \$300.0 million for high priority deferred maintenance projects; and \$100.0 million for the National Parks and Public Lands Centennial Fund, which will award project funding competitively to Interior's public lands bureaus and the U.S. Forest Service. This multi-agency program will be managed by the Department and will fund projects to enhance visitor services and outdoor recreation opportunities, restore lands, repair facilities, and increase energy and water efficiency.





Strengthening Tribal Nations and Insular Communities

Let's put our minds together to improve our schools because our children deserve a world class education. That means returning control of Indian education to tribal nations, with additional resources and support, so Tribes can reform schools and direct their children's education here in Indian Country.

President Barack Obama
June 13, 2014

The United States has a unique Nation-to-Nation relationship with each of the 566 federally recognized Tribes and strongly supports tribal self-determination and Federal treaty and trust responsibilities to American Indians and Alaska Natives. The U.S. also supports affiliated insular areas including the Territories of American Samoa, Guam, the U.S. Virgin Islands, and the Commonwealth of the Northern Mariana Islands. In addition, Interior administers and oversees Federal assistance to the three Freely Associated States: the Federated States of Micronesia, the Republic of the Marshall Islands, and the Republic of Palau.

The Department of the Interior's programs maintain strong and meaningful relationships with Native and insular communities, strengthen government-to-government relationships with federally recognized Tribes, promote efficient and effective governance, and support nation-building and self-determination. These programs deliver community services, restore tribal homelands, fulfill commitments related to water and other resource rights, execute fiduciary trust responsibilities, support the stewardship of energy and other natural resources, create economic opportunity, expand access to education, and assist in supporting community resilience in the face of a changing climate.

The 2016 President's budget supports an all-of-government approach to addressing Federal responsibilities and tribal needs. Coordination of this work across the Federal government is being carried out through the White House Council on Native American Affairs, established by Executive Order on June 26, 2013, by President Obama and chaired by the Secretary of the Interior. The budget provides significant increases across a wide range

of Federal programs that serve Tribes—education, social services, justice, health, infrastructure, climate resilience, and stewardship of land, water, and other natural resources—and supports improved access to Federal programs and resources, particularly focused on youth. The Department and the Bureau of Indian Affairs play an important role in carrying out the Federal trust responsibility and in serving Tribes. The budget capitalizes on the role of BIA as a broad ranging provider of Federal services by proposing to create a one-stop shop approach for facilitating tribal access to Federal funds and programs across the U.S. government. For insular communities, the 2016 budget provides additional resources to address climate resilience and empower insular communities by improving quality of life, creating economic opportunity, and promoting efficient and effective governance.

CREATING OPPORTUNITIES FOR NATIVE YOUTH

The 2016 budget includes key investments to support the launch of Generation Indigenous, an initiative focused on addressing barriers to success for Native American youth. This initiative takes an integrative, comprehensive, and culturally-appropriate approach to help improve lives and opportunities for Native American youth. Multiple Federal agencies, including the Departments of the Interior, Education, Housing and Urban Development, Health and Human Services, Agriculture, Labor, and Justice, are working collaboratively with Tribes to implement education reforms and address issues facing youth.

In today's global economy, a high quality education is no longer just a pathway to opportunity—it is a prerequisite to success. President Obama set out a

vision for a 21st century education system, grounded in both high academic standards and tribal values and traditions. The Interior budget proposes a \$1.0 billion investment in Indian education to support a comprehensive transformation of the Bureau of Indian Education. This multi-year process will transform BIE into an organization that serves as a capacity builder and service provider to support Tribes in educating their youth and which delivers a world-class and culturally-appropriate education across Indian Country. The budget invests in improving educational opportunities and quality from the earliest years through college. The budget request supports this transformation with increased investments totaling \$94.0 million to improve opportunities and outcomes in the classroom; provide improved instructional services and teacher quality; promote enhanced language and cultural programs; enhance broadband and digital access; and provide funds to Tribes to incentivize creative solutions to school transformations. The budget also includes an increase of \$59.0 million to replace the Little Singer Community and Cove Day schools in Arizona and repair and rebuild other BIE schools. To foster public private-partnerships that will support improving student experiences at BIE funded schools, the 2016 budget proposes appropriations language enabling the Secretary to activate the National Foundation for American Indian Education. The proposed bill language will initiate a foundation focused on fundraising to create opportunities for Indian students in and out of the classroom.

Budget increases across other Federal agencies through the Generation Indigenous initiative will support educational outcomes and provide wrap-around services to help address barriers and provide opportunities for youth, including behavioral and mental health, and substance abuse services. The Department of Education will expand support for Native Youth Community Projects from \$3.0 million to \$50.0 million in 2016 to support comprehensive community-driven strategies to improve college and career readiness of Native American youth. These new investments will build on current efforts to better coordinate and demonstrate results from across the Federal government to serve Native American youth.

The BIA also requests an additional \$3.0 million to support youth participation in natural resources programs that focus on the protection, enhancement, and conservation of natural resources through science, education, and cultural learning. Tribal youth will benefit from the mentoring and

positive role models provided by tribal personnel who work on-the-ground to manage and protect tribal trust resources. Programs aimed at tribal youth will pay future dividends by opening future job opportunities, instilling respect for resources, and developing an appreciation of the importance of natural resources to tribal cultures and livelihoods. The request will support approximately 60 new tribal youth projects and training programs throughout Indian Country and supplement existing training programs within the forestry, water, and agriculture programs. In addition, the BIE budget includes a \$4.6 million increase for scholarships for post-secondary education, with a focus on recipients seeking degrees in the fields of science, technology, engineering, and mathematics. Making advanced education opportunities available for tribal members is a high priority for Tribes, who see education as the path to economic development and a better quality of life for their communities through an educated and skilled tribal member workforce.



SUPPORTING INDIAN FAMILIES AND PROTECTING INDIAN COUNTRY

Supporting Indian families and ensuring public safety are top priorities for the President and tribal leaders. As part of the President's commitment to protect and promote the development of prosperous tribal communities, BIA will continue the Tiwahe initiative. The initiative promotes a comprehensive and integrated approach to supporting family stability and strengthening tribal communities by addressing interrelated issues associated with child welfare, domestic violence, substance abuse, poverty, and incarceration. Tiwahe means family in the Lakota language. The Tiwahe initiative directly supports the Generation Indigenous initiative, which is focused on addressing barriers to success for Native youth, by leveraging BIA programs in concert

with other Federal programs that support family and community stability and cultural awareness.

Child abuse and neglect are serious and persistent problems among Indian populations in the United States. The impact of child maltreatment in many Indian communities has been devastating. It has disrupted extended family support networks and broken up families through placements outside the community. Children living in poverty are far more likely to be exposed to violence and psychological trauma, both at home and in the surrounding community. Many Indian communities face high rates of poverty, substance abuse, suicide, and violent crime. The U.S. Census Bureau recently reported that between the years 2007-2011, 23.9 percent of the American Indian and Alaska Native population lived in poverty—a figure that exceeded the national poverty rate of 14.3 percent.

Solutions lie in addressing the interrelated problems of poverty, violence, and substance abuse faced by many communities through a comprehensive, culturally-appropriate approach to help improve the lives and opportunities of Indian families. This requires coordination of social service programs, taking steps to maintain family cohesiveness, preparing family wage earners for work opportunities, and providing rehabilitative alternatives to incarceration for family members with substance abuse issues. The proposed increase of \$6.0 million for social services programs will support the Tiwahe initiative by providing culturally-appropriate services with the goal of empowering individuals and families

through health promotion, family stability, and strengthening tribal communities as a whole. The budget also includes \$4.0 million for Law Enforcement Special Initiatives and \$5.0 million for tribal courts to implement a comprehensive strategy for providing alternatives to incarceration and increases in treatment opportunities across Indian Country. The BIA will work with the Departments of Justice and Health and Human Services to provide comprehensive suicide prevention training to police officers and work with tribal courts to identify and make mental health services and support more widely available.

To promote public safety and community resilience in Indian communities, the 2016 law enforcement budget builds on recent successes in reducing violent crime and expands efforts to lower repeat incarceration in Indian Country, which is a Department priority goal. In 2016, a pilot program to lower rates of repeat incarceration will be expanded from three sites to five, with the goal of reducing recidivism by a total of three percent within these communities by September 30, 2017. To achieve this goal, BIA will implement comprehensive alternatives to incarceration strategies that seek to address underlying causes of repeat offenses—including substance abuse and social service needs—by utilizing alternative courts, increased treatment opportunities, probation programs, and interagency and intergovernmental partnerships with tribal, Federal, and State stakeholders.

The Violence Against Women Reauthorization Act expands the jurisdiction of tribal law enforcement and justice systems to domestic violence altercations in Indian Country. The BIA Office of Justice Services is providing technical assistance to Tribes to change tribal legal codes to reflect provisions contained in the reauthorization of the Violence Against Women Act that provide stronger protections and safety for vulnerable populations. The BIA is also implementing training for direct service law enforcement program staff in the areas of law enforcement, social services, victim services, and courts and is making this training available to Tribes operating these programs under self-determination contracts and compacts.

TRIBAL NATION-BUILDING

Programs run by Tribes through contracts with the Federal government support tribal nation-building and self-determination. The 2016 President's budget request for contract support costs is \$277.0 million, an increase of \$26.0 million above the 2015 enacted level.

PRIORITY GOAL SAFER AND MORE RESILIENT COMMUNITIES IN INDIAN COUNTRY

GOAL: Reduce repeat incarceration in Indian communities.

METRIC: By September 30, 2015, reduce rates of repeat incarceration in three target tribal communities by three percent through a comprehensive "alternatives to incarceration" strategy that seeks to address underlying causes of repeat offenses, including substance abuse and social services needs through tribal and Federal partnerships.

The Department is proposing to extend this goal to five communities by the end of 2017.

Based on the most recent analysis, the requested amount will fully fund estimated 2016 contract support costs. The budget also includes—for the first time—a new proposal to fully fund BIA and Indian Health Service contract support costs as mandatory funding, beginning in 2017. The BIA and IHS will continue to work together with Tribes and consult on policies to address long-term programmatic and funding goals to advance tribal self-determination.

Tribal leaders and communities need access to quality data and information as they make decisions concerning their communities, economic development, and land and resource management. The ability to access and analyze data to support such decisions is critical to understanding the benefits and impacts of policy and program decisions. The collection and analysis of data by the Federal government is also critical to ensuring that Federal agencies and programs are delivering effective services to Tribes to meet tribal needs and deliver on Federal responsibilities. The budget includes a total increase of \$12.0 million to help address longstanding concerns Tribes have expressed with the quality of data in Indian Country. This funding will enable Interior to work with Tribes to improve Federal data quality and availability, work with the U.S. Census Bureau to address data gaps for Indian Country, and create an Office of Indian Affairs Policy, Program Evaluation, and Data to support effective, data-driven, tribal policy making and program implementation.

To deliver on an all-of-government approach to delivering programs and funding to Indian Country, the BIA budget proposes an increase of \$4.0 million to establish a One-Stop Tribal Support Center to make it easier for Tribes to find and use the hundreds of services available to Tribes across the Federal government. The One-Stop Tribal Support Center will include an online portal and services to support Tribes in accessing Federal programs and resources at the regional and local levels. The Center will make it easier for Tribes to find services and receive consistent information any time of day and reduce costs by eliminating duplication of outreach efforts and services by Federal government agencies. Initially, the Center will focus on programs that serve Native American youth, in support of the Generation Indigenous initiative and to pilot this new approach to serving needs in Indian Country.

The BIA budget includes \$4.5 million to establish an Indian Energy Service Center to facilitate

energy development in Indian Country. It is imperative that tribal needs to permit energy development on reservation lands are met expeditiously. Income from energy is one of the larger sources of revenue generated from trust lands, with royalty income climbing to \$1.1 billion in 2014. Delays in energy development can result in delayed profits to Indian mineral rights owners. The Indian Energy Service Center will expedite the leasing, permitting, and reporting for conventional and renewable energy on Indian lands, and—importantly—provide resources to ensure development occurs safely, protects the environment, and manages risks appropriately by technical assistance to support assessment of the social and environmental impacts of energy development. The Center will be composed of staff from BIA, the Office of Natural Resources Revenue, Bureau of Land Management, and Office of the Special Trustee for American Indians—all of which have responsibilities related to tribal energy development. Working with the Department of Energy's Tribal Energy Program, the Center will provide a full suite of energy development-related services to Tribes nationwide and meet the workload requirements of current demands for services. The Center will coordinate and enhance BIA's ability to process leases, BLM's responsibility for Applications for Permit to Drill approval and monitoring, and the ONRR responsibilities for royalty accounting, and will institute streamlined processes, standardized procedures, and best practices for all types of energy at various locations and bureaus.

SUSTAINABLE STEWARDSHIP OF TRUST RESOURCES

The BIA's trust programs assist Tribes in the management, development, and protection of Indian trust land and natural resources on 55 million surface acres and 57 million acres of subsurface mineral estates. These programs assist tribal landowners in optimizing the sustainable stewardship and use of resources, providing benefits such as revenue, jobs, and the protection of cultural, spiritual, and traditional resources.

Taking land into trust is one of the most important functions Interior undertakes on behalf of Tribes. Homelands are essential to the health, safety, social, cultural, and economic welfare of tribal governments. The Administration set an ambitious goal of placing more than 500,000 acres of land into trust by the end of 2016. To that end, BIA processed more than 1,835 land-into-trust applications, accepting more than 281,755 acres in trust on behalf of

Tribes since 2009. In 2014, Interior acquired 41,685 acres of land in trust on behalf of Tribes and individuals and approved 290 fee-to-trust applications. The BIA intends to meet or exceed the 500,000 acre goal in 2016.

In December 2014, BIA announced a final rule that will allow the Department to accept land into trust for federally recognized Alaska Tribes. Previously, Interior regulations allowed tribal nations in the continental United States to seek to place lands into trust, but did not allow the same for federally recognized Alaska Tribes. Taking land into trust for a tribal nation makes the land eligible for certain Federal programs that can further tribal sovereignty and economic development related to agriculture, energy, infrastructure, and health and housing programs. The new rule confirms the Secretary's pre-existing statutory authority to consider applications to take land into trust in Alaska and also confirms this authority will now be exercised.

The BIA has taken several steps to support Indians in the stewardship and utilization of their lands. The budget includes a total increase of \$6.9 million for Trust Real Estate Services activities to bolster the stewardship of trust resources. The expanded capacity will address the probate backlog, land title and records processing, geospatial support needs, and database management. To foster utilization of tribal lands, BIA published a proposed new rule on June 17, 2014, to update BIA regulations—which were last revised more than 30 years ago—that govern rights-of-way across Indian land. The revised regulations will result in faster timelines for BIA approval and ensure seamless consistency with recently promulgated BIA leasing regulations. In addition, the proposed regulations will make the process more efficient and transparent, increase flexibility in compensation and valuations, and support landowner decisions on land use.

LAND BUY-BACK PROGRAM

In 2014, the Land Buy-Back Program continued to implement the land consolidation portion of the Individual Indian Money Account Litigation Settlement. In the Settlement, \$1.9 billion was set aside to consolidate fractionated ownership of land interests in Indian Country. Since December 2013, the Land Buy-Back Program has made more than \$750 million in purchase offers to nearly 46,000 owners of fractionated interests. The program paid more than \$300 million to landowners and restored the equivalent of more than 500,000 acres of land

to tribal governments. Currently, buy-back activities are scheduled to be implemented in 42 tribal communities—locations that represent 83 percent of all outstanding fractional interests—through the middle of 2017. The Land Buy-Back Program plans to increase the number of locations in the years ahead.

Under the terms of the Settlement, the Department of the Interior has until November 2022, to expend the funding to acquire, at fair market value, fractional interests in trust or restricted land from willing sellers. Fractionation has been identified as a key impediment to economic development and is a significant factor in the complexity and cost of managing Indian trust lands. Lands acquired through the program will remain in trust or restricted status and are immediately consolidated for beneficial use by tribal communities, including energy development, farming, and cultural preservation. The program is focusing on the most fractionated locations and using a detailed mass appraisal method, where feasible, to achieve the most cost-effective acquisition of fractional interests.

Program sales are already making a significant difference for individuals, families, and tribal communities. For example, the Oglala Sioux Tribe of the Pine Ridge Reservation recently announced the Tribe is embarking on a \$9.0 million housing program, aided by recent acquisition of land through the Land Buy-Back Program.

SUPPORTING CLIMATE RESILIENCE IN INDIAN COUNTRY

Tribes throughout the U.S. are already experiencing the impacts of a changing climate including drought, intensifying wildfires, changes in plants and animals important to subsistence and cultural practices, impacts to treaty and trust resources, and coastal erosion and sea level rise. In November 2014, the State, Local, and Tribal Leaders Task Force—established under Executive Order 13653, Preparing the United States for the Impacts of Climate Change—formally released recommendations to the White House. These recommendations called on the Federal government to partner with Tribes from across the U.S. in planning, preparing, and responding to the impacts of climate change.

Responding to these recommendations, which included input from hundreds of tribal leaders, the budget provides a total of \$50.4 million, a \$40.4 million increase over 2015, across nine BIA trust resource programs to support tribal communities

in preparing for and responding to the impacts of climate change. Funds will provide support for Tribes to develop and access science, tools, training, and planning; and to implement actions that build resilience into resource management, infrastructure, and community development activities. Funding will also support Alaska Native Villages in the arctic and other critically vulnerable communities in evaluating options for the long-term resilience of their communities.

Tribal lands, particularly in the West and Alaska, are by their geography and location on the frontline of climate change, yet many of these communities face immense challenges in planning and responding to the far-reaching impacts of climate change on infrastructure, economic development, food security, natural and cultural resources, and local culture. Some communities are already experiencing increasingly devastating storms, droughts, floods, sea-level rise, and threats to subsistence resources. Strengthening access to information and resources, including technical and financial assistance to address the combined and cumulative effects, are among the highest priorities for supporting climate change adaptation and resilience. Examples of projects that may be funded include training, studies, scenario planning, natural resource and infrastructure projects, public awareness and outreach efforts, capacity building, and other projects. Criteria for tribal funding will be developed and prioritized in consultation with the Tribes and the interagency White House Council on Native American Affairs subgroup on environment and climate change.

INDIAN WATER RIGHTS

The 2016 budget request for Indian water settlements continues to demonstrate the Administration's strong commitment to resolve tribal water rights claims and ensure Tribes have access to use and manage water to meet domestic, economic, cultural, and ecological needs. Many of the projects supported in these agreements bring clean and potable water to tribal communities, while other projects repair crumbling irrigation and water delivery infrastructure on which tribal economies depend. These investments not only improve the health and well-being of tribal members and preserve existing economies but, over the long-term, also bring the potential for jobs and economic development.

The 2016 budget request for technical and legal support and for tribal water rights settlements totals \$244.4 million, an increase of \$73.0 million

over 2015. This includes a total of \$40.8 million for Interior-wide technical and legal support and \$203.7 million for settlement implementation. Of the request for settlement implementation, \$136.0 million is funded in the Bureau of Reclamation and \$67.7 million in BIA. In 2016, Interior will complete the funding requirements for the Taos Pueblo Indian Water Rights Settlement Act.

To strengthen the Department's capacity to meet its trust responsibilities and more effectively partner with Tribes on water issues, the 2016 budget includes a \$16.9 million increase across the budgets of BIA, Reclamation, BLM, the Fish and Wildlife Service, and U.S. Geological Survey. This funding will support a more robust, coordinated, Interior-wide approach to working with and supporting Tribes in resolving water rights claims and supporting sustainable stewardship of tribal water resources. Funds will strengthen the engagement, management, and analytical capabilities of the Secretary's Indian Water Rights Office; increase coordination and expertise among bureaus and offices that work on these issues; and increase support to Tribes.

EMPOWERING INSULAR COMMUNITIES AND IMPROVING QUALITY OF LIFE

Interior works with insular governments to improve quality of life in the Territories and Freely Associated States by providing technical assistance and pairing access to financial resources for capital improvements and public services with robust oversight. The 2016 budget requests additional funding to increase the grant management staff needed to improve oversight of funding.

Over the past few years, island leaders have reaffirmed that climate change remains the single greatest threat to their livelihoods, economies, security, and well-being. A \$7.0 million increase is requested to address needs in the insular areas related to sea level rise by supporting development of infrastructure and community resilience initiatives. The Office of Insular Affairs will work with insular governments to identify the most efficient and effective projects for collaboration with Interior bureaus, the Pacific Island Climate Change Cooperative, and other Federal and local partners.

Insular communities face unique economic development challenges due to their geographic isolation, finite resources, and dependence on imported oil for energy needs. To assist the islands in meeting

these challenges, the OIA is working to strengthen the foundations for economic development by addressing energy needs through building sustainable energy strategies that are not reliant on oil. With sustainable energy plans completed for each of the Territories, the 2016 budget requests a total of \$4.4 million to test these strategies through sustainable energy pilot projects. Expected areas of emphasis include power transmission and consumer efficiency, geothermal test drilling, solar installations, test wind turbines, and grid integration studies.

The request includes an increase of \$3.9 million to improve health and safety conditions in insular school facilities. The Insular Assessment of Buildings

and Classrooms initiative represents a partnership between OIA and the four U.S. Territories of Guam, the Commonwealth of the Northern Mariana Islands, American Samoa, and the Virgin Islands to improve the physical condition of K-12 public schools. The OIA and the insular areas will establish a five-year timeframe to substantially remove the deferred maintenance backlog, establishing priority lists and strategies for addressing and correcting health and safety-related deferred maintenance issues as a first step. A critical step is resolving school site deficiencies—such as site drainage, pavement conditions, and fencing—with particular emphasis on those problems related to health and safety.

2014 WHITE HOUSE TRIBAL NATIONS CONFERENCE

The White House convened the sixth Tribal Nations Conference hosted by President Obama in Washington, D.C. in December 2014. Leaders from more than 300 federally recognized Tribes attended the conference. This conference affords tribal leaders an opportunity to hear from the President himself and speak directly with officials at the highest levels of the Federal government about Indian Country issues. In addition to the President and Secretary Jewell, Chair of the White House Council on Native American Affairs, leaders from other Federal agencies and members of Congress met with tribal leaders to discuss efforts to help Indian Country move forward.

This year's conference built on the President's visit in June of 2014 to the Standing Rock Sioux Indian Reservation, where he reaffirmed his commitment to education. The President announced the launch of Generation Indigenous, a Native youth initiative focused on addressing barriers that stand between Native youth and opportunities for them to succeed. The initiative takes a comprehensive, culturally-appropriate approach to help improve the lives and opportunities for Native youth. The White House recently released a new Native Youth Report^{1/} that explores the challenges facing Native youth and makes recommendations for a path forward.

For the first time in these conferences, the voices of Native youth were represented by 36 White House Youth Ambassadors and on December 8, 2014, the Departments of the Interior and Education hosted a Student Voices session held at the White House. Fifteen current and former foster care youth representing American Indian and Alaska Native Nations from across the United States shared stories of survival before entering foster care and how they wanted to remain connected to their Tribes when placed in foster homes far from their tribal communities. The clear message is that when children are taken away from their homes and culture, they are taken away from their identity and lose their drive to achieve. Secretaries Sally Jewell and Arne Duncan discussed how schools, in partnership with Tribes, can make schools a safe and trusted alternative to the turmoil these students often encounter outside the school environment. With 566 federally recognized Tribes—each with its own history, language, and customs—no one curriculum plan or program can adequately provide the needed emotional, cultural, and academic support for all Native youth. Fortunately, numerous Tribes and tribal organizations have expressed a readiness to partner with the Federal government to improve the situation.



Photo credit: Paul Wood, U.S. Department of Education

The President concluded his remarks at the Tribal Nations Conference by stating:

Your Nations have made extraordinary contributions to this Country. Your children represent the best of this Country and its future. Together, we can make sure that every Native young person is treated like a valuable member not only of your Nation, but of the American family, and that every Native young person gets an equal shot at the American Dream.

^{1/} To read the complete Native Youth Report go to http://www.whitehouse.gov/sites/default/files/docs/20141129nativeyouthreport_final.pdf.

Powering Our Future and Responsible Use of the Nation's Resources



Revenue generated from developing public energy resources...helps fund critical investments in communities across the U.S. and creates American jobs, fosters land and water conservation efforts, improves critical infrastructure, and supports education.

*Sally Jewell, Secretary of the Interior
December 2, 2014*

The Department of the Interior protects and enables development of America's shared natural resources to supply the energy that powers the Nation's future. The Department's efforts are critical to ensure all development—energy, timber, forage, and non-energy minerals—is managed safely, smartly, and complies with the highest scientific and environmental standards. As a steward of lands, water, wildlife, and cultural heritage, Interior strives to ensure the sustainability of these assets to support the American economy, communities, and the well-being of the planet.

To encourage these resource stewardship and development objectives, Interior is shifting from a reactive, project-by-project resource planning approach to a more predictable and effective management of its lands and resources. The goal is to provide greater certainty for project developers when it comes to permitting and better outcomes for conservation through more effective and efficient project planning. This approach to smart development is being incorporated into all of Interior's energy and natural resource planning and is an important part of the plan to accomplish President Obama's all-of-the-above energy strategy. Interior's focus on powering America's energy future supports an all-inclusive approach—one that responsibly balances the development of conventional and renewable resources on the Nation's public lands.

CONVENTIONAL ENERGY DEVELOPMENT

As part of the President's all-of-the-above energy strategy to continue to expand safe and responsible domestic energy production, in January 2015, Secretary Jewell announced the next step in the

development of the Outer Continental Shelf Oil and Gas Leasing Program for 2017-2022. The announcement for the Draft Proposed Program includes 14 potential lease sales in eight planning areas—ten sales in the Gulf of Mexico, three off the coast of Alaska, and one in a portion of the South and Mid-Atlantic. The Draft Proposed Program would make available areas with high potential for oil and gas, including nearly 80 percent of the undiscovered technically available resources, while protecting environmental resources and areas that are simply too important to develop.

In 2014, Interior awarded the first offshore oil and gas leases in the Gulf of Mexico Transboundary Area as part of the President's all-of-the-above energy strategy to continue to expand safe and responsible domestic energy production. Under the terms of the U.S.-Mexico Transboundary Hydrocarbons Agreement signed in 2013, 1.4 million acres on the Outer Continental Shelf are now more accessible for oil and gas exploration and production. The Transboundary lease sale, which offered 21.6 million acres and awarded leases for 24 blocks, builds on five previous sales held under the Obama Administration's Outer Continental Shelf Oil and Gas Leasing Program's Five Year Program for 2012-2017. Together these six lease sales garnered \$2.4 billion in bid revenues.

Under the Administration's all-of-the-above energy strategy, domestic oil and gas production has grown each year President Obama has been in office, with domestic oil production currently higher than at any time in two decades. Natural gas production is at its highest level ever, and renewable electricity generation from wind, solar, and geothermal sources has doubled. Combined with recent declines in oil consumption, foreign oil imports now account for

less than 40 percent of the oil consumed in America—the lowest level since 1988.

Onshore, the Bureau of Land Management has continued to make public lands available for oil and gas development. Federal onshore oil production in 2013 was the highest in a decade after rising five years in a row. Federal onshore oil production in 2013 rose seven percent from the previous year and was up almost 30 percent since 2008. Production from Indian trust lands in 2013 rose 47 percent from the previous year and more than tripled since 2008. Onshore Federal oil and gas production generated over \$3 billion in revenue in 2014. The BLM continues to offer leasing opportunities far in excess of industry demand. In 2014, BLM also held 26 separate oil and gas lease sales, offering 5.7 million acres for lease by industry—the most in a decade. Industry submitted bids on fewer than one-in-five of these acres.

The 2016 budget for BLM includes an increase of \$5.8 million to accelerate development and completion of master leasing plans. These plans support goals to streamline infrastructure permitting and implement the Department's landscape scale mitigation strategy by taking a focused landscape approach. This provides increased predictability and encourages smart development and conservation in resource management planning related to leasing and post-leasing development.

The BLM continues to improve its processes for responsibly permitting oil and gas operations. Since the beginning of 2008, BLM has approved more than 34,000 Applications for Permits to Drill on Federal lands. The average processing time for onshore APDs in 2013 was the lowest it has been in eight years. In 2014, that time increased slightly. Drilling near sensitive areas and including adjacent land owners, States, and other agencies in a transparent permitting process adds to the processing time. Additionally, horizontal drilling often requires off-lease operations such as rights-of-ways which can complicate the environmental factors that must be considered as part of the permitting process.

The BLM's top priorities in overseeing oil and gas development on Federal lands are to ensure the operations are safe, environmentally responsible, and ensure a fair return to the taxpayer. In 2014, BLM completed 100 percent of its high priority production inspections, up from 82 percent in 2013. The 2016 budget continues to request authority to charge inspection fees similar to those in place for offshore

oil and gas inspections to be more responsive to industry demand and inspection workload. The 2016 budget assumes \$48.0 million from oil and gas inspection fees which will support a program \$6.9 million above the 2015 appropriation.

Oil and gas resources are also the largest revenue generators in Indian Country, with royalty income climbing to \$1.1 billion in 2014. Over the last four years, the development of shale oil and shale gas in the United States has been very rapid, and advances in technology continue to improve the economic returns of producing oil and gas in the U.S.. Meeting this accelerated demand for leasing, permitting, and drilling proves challenging for Indian Tribes and Bureau of Indian Affairs agency staff. The 2016 budget proposes to establish an Indian Energy Service Center to serve as a one-stop shop multi-agency processing center to manage nationwide energy trust functions. The Center will include participation from BIA, BLM, the Office of Natural Resources Revenue, and the Office of the Special Trustee for American Indians and will work with the Department of Energy Tribal Energy Program. Together, these entities will expedite the leasing, permitting, developing, and reporting for conventional and renewable energy on Indian Trust or restricted lands and provide resources to ensure development occurs safely, protects the environment, and manages risks appropriately.

RENEWABLE ENERGY

Interior has made the development of renewable energy resources on America's public lands one of its top priorities. Public lands contribute 15 percent of hydropower, two percent of windpower, 47 percent of geothermal energy, and 47 percent of installed solar energy to the Nation's renewable energy generation capacity. In 2012, BLM successfully accomplished the Energy Policy Act 2005 goal of authorizing over 10,000 megawatts of renewable energy on public lands—three years ahead of schedule—due in large part to a permitting process for renewable energy projects emphasizing early consultation with partners and stakeholders. The Department is now working to reach 20,000 megawatts of permitted renewable energy capacity on public lands by 2020 in support of the President's Climate Action Plan to ensure America's continued leadership in clean energy.

In 2009, no commercial solar energy projects were being developed on public or tribal lands. Since that time, BLM approved 52 renewable energy

projects—including 29 utility scale solar facilities, 11 wind farms, and 12 geothermal plants—each with associated transmission corridors and infrastructure to connect with established power grids. If fully built, these projects will provide more than 14,000 megawatts of power and will support almost 21,000 construction and operations jobs according to developer estimates.

Renewable energy projects authorized by BLM constitute a major contribution to not only the Nation's energy grid, but also the national economy. Solar activities contributed an estimated \$1.8 billion to the U.S. economy in 2013 and supported over 9,000 domestic jobs. Projects on public lands already have garnered an estimated \$8.6 billion in total capital investments; and the potential for approved projects pending construction is estimated at \$28 billion. Through efficient and environmentally responsible permitting, BLM is helping to bring tens of billions of dollars in investments to the United States.

On September 23, 2014, the Secretary of the Interior joined Federal, State, local, and tribal leaders to release an innovative landscape level renewable energy and conservation plan. The draft Desert Renewable Energy Conservation Plan, covering more than 22 million acres in the California Desert, will help provide effective protection and conservation of ecosystems in the California Desert while allowing for streamlined energy development in the right places with lasting mitigation of potential environmental impacts. The plan takes a landscape level view to balance development and conservation and supports the President's Climate Action Plan to create jobs, cut carbon pollution, and develop sources of clean domestic energy.

In Indian Country, renewable energy development on tribal lands supports the President's commitment to work with Indian Country leaders to promote strong, prosperous, and resilient tribal economies and communities. In 2014, the Secretary announced the award of \$3.2 million to 21 tribal projects to assist in developing energy and mineral resources, including \$655,000 to the Crow Tribe to advance a hydroelectric project that will provide low-cost clean power to tribal members and encourage business on Crow lands. These grants will help strengthen self-determination and self-governance by enabling tribal nations to evaluate and promote their energy and mineral assets, negotiate the best agreements with partners or investors, and develop these resources for the social and economic benefit of their communities. In 2014, approval was given to the

200-megawatt Moapa Solar Energy Center Project on tribal trust land in Nevada. This solar project also delivers on the President's Climate Action Plan goals to spur important investments and jobs in tribal communities that can be leveraged to address some of the impacts from climate change that threaten tribal lands, waters, and ways of life. The Moapa solar project will generate enough electricity to power 60,000 homes and will create hundreds of jobs and additional income for the Tribe.

Offshore, the Bureau of Ocean Energy Management's renewable energy program is also working to achieve a responsible balance between reducing reliance on imported oil and broadening the Nation's energy portfolio. To date, BOEM has awarded seven commercial wind energy leases off the Atlantic coast: two noncompetitively issued

PRIORITY GOAL ONSHORE OIL AND GAS DEVELOPMENT

GOAL: Improve production accountability, safety, and environmental protection of oil and gas operations through increased inspection of high-risk oil and gas production cases.

METRIC: By September 30, 2015, BLM will increase the completion of inspections of Federal and Indian high-risk oil and gas cases by nine percent over 2011 levels, which is equivalent to covering as much as 95 percent of the potential high-risk cases.

PRIORITY GOAL RENEWABLE ENERGY

GOAL: Increase the approved capacity for production of energy from domestic renewable resources to support a growing economy and protect our national interests while reducing our dependence on foreign oil and climate changing greenhouse gas emissions.

METRIC: By September 30, 2015, increase approved capacity authorized for solar, wind, and geothermal renewable energy resources affecting Interior managed lands, while ensuring full environmental review, to at least 16,500 megawatts since 2009.

leases—one for the proposed Cape Wind project in Nantucket Sound offshore Massachusetts and one offshore Delaware—and five competitively-issued leases—two offshore Rhode Island and Massachusetts, two offshore Maryland, and one offshore Virginia. The competitive lease sales generated nearly \$14 million in winning bids for more than 357,500 acres in Federal waters. The BOEM is expected to hold additional competitive auctions for Wind Energy Areas offshore Massachusetts and New Jersey in the coming year. The BOEM is also making progress on siting demonstration and technology testing projects for marine hydrokinetic and wind energy offshore the Pacific and Atlantic coasts.

On November 17, 2014, the Department announced yet another major historic milestone for offshore renewable energy development in the United States. The first right-of-way grant offered in Federal waters for renewable energy transmission will pave the way for the installation of a bidirectional submerged transmission cable between Block Island and the Rhode Island mainland. The transmission system will connect Block Island to Rhode Island allowing the export of any excess power from the wind project to the mainland and providing power from the mainland grid to Block Island. The right-of-way corridor, which is about eight nautical miles long and 200 feet wide, comprises the portion of the transmission line that crosses Federal waters. Block Island is the only Rhode Island community not already connected to the grid. Approving this project allows new and exciting progress to help achieve a clean, affordable renewable energy future.

REFORMS AND TRANSPARENCY

This remarkable progress has been achieved while also implementing critical reforms and promoting transparency in energy resource development, production, and reporting. The Department is working diligently to address the issues and challenges highlighted by the Government Accountability Office in its designation of Interior's oil and gas management programs as "high risk," in significant part due to concerns about whether taxpayers are receiving a fair return from the development of these public resources. Reforms include ongoing efforts to update royalty terms for new oil and gas leases, improve and simplify agency revenue collection systems and processes, and address human capital challenges within the program.

In 2014, the Department led the U.S. implementation of the Extractive Industries Transpar-

ency Initiative—a global voluntary partnership to strengthen the accountability of natural resource revenue reporting and build public trust for the governance of these vital activities. In March 2014, the United States was the first G7 country to achieve Candidate Country status and become an EITI implementing country.

Interior achieved another first when it raised the bar on transparency of natural resource revenue with the launch of a new data portal. This interactive portal offers a wealth of information to the public in a comprehensive and accessible fashion and is another step in efforts to reform and modernize royalty revenue management by the Department. This new tool provides clarity and transparency on the revenues generated by energy development on public lands and waters—a significant source of financial support for local communities, States, Tribes, and the Nation. The Department's implementation of USEITI also upholds the President's commitment to the principles of open government.

In December 2014, ONRR released a draft proposed Federal regulation governing the valuation of Federal oil and gas, and Federal and American Indian coal resources to reflect the significant market changes that have occurred in the current domestic natural gas and coal markets since current valuation regulations were implemented. The proposed regulations are expected to increase overall royalty collections while also improving current regulations seen as administratively burdensome to industry trying to report and pay proper royalties and to regulators reviewing royalty payments for audit and compliance purposes. Also in 2014, the Department took steps to better protect taxpayer and American Indian energy resource assets. The BLM completed significant actions to implement GAO and Inspector General audit recommendations that will enhance the appraisal process and determination of fair market value when conducting lease sales.

The 2016 budget assumes several legislative and administrative proposals related to energy programs described more fully in the Legislative Proposals and Offsetting Collections section. In particular, the request includes a package of oil and gas program reforms that combines administrative reforms with legislative changes. These proposals include royalty reforms, changes to encourage diligent development of oil and gas leases, and improvements to revenue collection processes. In total, this package of reforms is estimated to generate \$2.5 billion in revenues to the Treasury

over the period 2016–2025, of which the legislative components are estimated to generate \$1.7 billion. Together, these reforms will promote maximum transparency in the Department’s decisions and processes—a priority for the Administration.

COAL AND OTHER MINERALS

The Department manages other resources critical to the Nation’s economy and to the U.S. Treasury. All oil, gas, and coal resources on public lands contributed an estimated \$220 billion and supported nearly 1.1 million domestic jobs in 2013. On average, 42 percent of the Nation’s electricity is generated from coal and 42 percent of coal produced in the United States is from Federal lands managed by BLM. During the period from 2009 to 2014, Federal coal production generated \$4.4 billion in royalties and nearly \$2.2 billion in other revenue, including rents and bonuses. With so much Federal revenue at stake, it is imperative the coal leasing program is managed effectively to ensure the American taxpayer receives proper payment for the use of the public’s coal resources.

The BLM is working to strengthen management of coal leasing activities and address recommendations

made by GAO and IG in 2013 and 2014 reports. These efforts enhance the appraisal process and determination of fair market value when conducting lease sales, help ensure a consistent and efficient coal lease sale process, and enable BLM to account for export potential through analysis of comparable sales and income. In December 2014, BLM sent updated guidance to the field to help ensure a consistent and efficient coal lease sale process, increase clarity in determining fair market value, and provide guidance on independent review of appraisal reports. The guidance will enable BLM to account for export potential through analysis of comparable sales and income.

The BLM also developed new training programs for coal specialists and completed the first phase of a bureau-wide tracking system for coal inspections. The 2016 BLM budget includes \$1.1 million in increases in both Coal Management and Other Mineral Resources Management programs to develop and expand the Mineral Tracking System, as recommended by the IG. This system will support the automation and tracking of licenses, leases, permitting, and inspection activities including production verification and will be used by both BLM and ONRR.

POWERING OUR FUTURE (dollars in millions)

	2015 Enacted	2016 Request	Change
RENEWABLE ENERGY			
Bureau of Land Management	29.1	29.4	+0.3
Bureau of Ocean Energy Management.....	33.4	34.4	+1.0
Bureau of Safety and Environmental Enforcement	0	0.8	+0.8
Bureau of Reclamation.....	1.2	1.3	+0.1
U.S. Geological Survey.....	6.3	7.5	+1.2
Fish and Wildlife Service	11.1	13.7	+2.6
Bureau of Indian Affairs	8.0	9.0	+1.0
Office Insular Affairs	3.0	4.4	+1.4
Subtotal	92.0	100.4	+8.4
CONVENTIONAL ENERGY AND COMPLIANCE			
Bureau of Land Management	142.2	171.3	+29.1
Bureau of Ocean Energy Management.....	136.4	136.4	0
Bureau of Safety and Environmental Enforcement	204.6	203.9	-0.7
U.S. Geological Survey.....	29.8	35.9	+6.1
Fish and Wildlife Service	3.1	3.1	0
Bureau of Indian Affairs	2.3	5.9	+3.6
Office of Natural Resources Revenue	121.6	128.7	+7.1
Subtotal	640.1	685.3	+45.2
TOTAL, POWERING OUR FUTURE	732.1	785.7	+53.6

Interior also conducts mineral resource inventorying and research through the U.S. Geological Survey. Global demand for critical mineral commodities is on the rise with increasing applications in consumer products, computers, automobiles, aircraft, and other advanced technology products. Much of this demand growth is driven by new technologies that increase energy efficiency and decrease reliance on fossil fuels. The USGS Minerals Resources Program is expanding its research and assessment activities to address the need for more up-to-date information on the Nation's and the world's critical mineral resources. The program is establishing working agreements with industry partners to better characterize significant domestic rare earth element resources. This USGS-industry collaboration includes geophysical data acquisition and processing that will provide a better understanding of the extent of rare earth element resources in the subsurface and help delineate geologic controls on resource distribution. What is learned from these studies will be applied in future assessments of undiscovered rare earth elements. The USGS work will also support efforts to understand and minimize the human health and environmental impacts of mineral development and extraction.

In 2016, USGS will provide continued support for life cycle analysis of critical minerals such as rare earth elements. Continued analysis will require the addition of new workforce capability to address the main thrusts of the President's four Office of Science and Technology Policy working groups currently focused on critical and strategic materials essential to national security and economic vitality. By expanding

work on materials flow analysis, the initiative also will accomplish needed modernization of the National Minerals Information Center, part of the USGS Minerals Resources Program.

TIMBER PROGRAMS

The BLM manages 2.4 million acres of lands in western Oregon for forest diversity and sustainability while providing an array of multiple-use benefits and services to local communities and the public. As mandated by the Oregon and California Act of 1937, these lands are managed for timber production under the principle of sustained yield. As a result of the listing of the northern spotted owl in 1990, BLM modified management of these forested lands, reducing the annual timber sale volumes. In response to the listing, the Northwest Forest Plan was developed in 1994, amending BLM and U.S. Forest Service land use plans within the range of the northern spotted owl. This plan set out land use allocations, standards, and guidelines for management designed to contribute to the recovery of northern spotted owls and marbled murrelets and to produce a predictable and sustainable level of timber sales.

The BLM's Public Domain Forest Management program, which manages and conserves 58 million acres of forests in 12 western States, is also important even though it produces less timber. According to the Department's 2013 Economic Impact Report, all timber harvested from BLM-managed forests supported \$660.0 million in economic activity and an estimated 3,000 domestic jobs.

INVESTING IN COMMUNITIES IMPACTED BY ENERGY DEVELOPMENT


The benefits of energy resource development touch every community and citizen. As the Nation realizes these benefits—whether through lower gas prices or income from well-paying middle class jobs—the Department of the Interior continues to work to ensure resource development is conducted responsibly for the benefit of current and future generations. The Department also administers programs to address legacy impacts of certain activities, such as fulfilling certain tribal trust responsibilities, cleaning up hazardous sites, and building new opportunities for communities impacted by Abandoned Mine Lands. The budget proposes substantial investments that will address some of these legacy costs and support restoration of the Nation’s lands and waters.

The Office of Surface Mining Reclamation and Enforcement manages one of these programs—a nationwide regulatory program to ensure coal mining is conducted safely to protect communities and the environment—and works to restore mined lands to beneficial use. The OSMRE also manages payments and activities associated with the Abandoned Mine Reclamation Fund. As part of the President’s POWER+ Plan, the 2016 budget includes a legislative proposal that will allocate \$1.0 billion of the remaining unappropriated balance of the Fund to target the cleanup and redevelopment of AML sites in a manner that facilitates revitalization in economically depressed coalfield communities. The budget also includes a proposal to strengthen health and pension plans for retired coal miners and their families, whose employers no longer contribute to their plans.

The budget also proposes investments through OSMRE to work collaboratively with local communities and youth to reforest mined lands. More than ten years ago, OSMRE in cooperation with several States and partners, initiated the Appalachian Regional Reforestation Initiative, to address the technical, legal, and cultural barriers to effective reforestation as a part of mined land reclamation. The purpose of the initiative is to apply the best science to forest reclamation and engage youth and local communities in reclaiming these lands. Enormous environmental, cultural, and economic benefits are derived from restoring trees to those areas forested before mining. These include:

- Increased carbon sequestration mitigating climate change impacts.
- Increased land values and economic productivity for mined lands.
- Reduction in peak storm flows that reduce flooding potential.
- Restoration of habitat for threatened or endangered species.
- Improved water quality.

Additionally, the world’s forests are the primary means by which carbon is naturally sequestered—forests produce oxygen, moderate temperatures, and provide many other environmental benefits. Through this initiative, OSMRE worked with States and other partners to remove barriers to effective reforestation of mined land. The Appalachian Regional Reforestation Initiative fostered partnerships, attracting individuals from more than 500 different organizations who share its objectives. Since 2011, nearly 24,000 acres have been reforested and are becoming part of healthy ecosystems once again.





Engaging the Next Generation

It is critical for the health of our economy and our public lands that we work to establish meaningful and deep connections between young people from every background and every community to the great outdoors.

*Sally Jewell, Secretary of the Interior
March 10, 2014*

The future of America's public lands depends on young people becoming active stewards of the environment throughout their lives. Interior has a unique opportunity to harness the strong spirit of community service and volunteerism alive within the Nation's youth, and encourage them to use their time, energy, and talent to enjoy and conserve America's natural and cultural treasures.

The Department of the Interior plays a key role in improving the Nation's future by introducing, involving, and encouraging the next generation as stewards of culture, history, land, water, and wild-life. In this dynamic and changing Nation, more and more people are isolated from the outdoors in cities and large urban areas. Young people are increasingly drawn indoors and are becoming inactive and disconnected from nature. The Department's unique assets provide great opportunities to connect this generation to the outdoors and the Nation's natural and cultural resources, in exciting and meaningful ways.

To address the growing disconnect between young people and the outdoors, Interior developed strategies to promote public-private partnerships and collaborative efforts across all levels of government to connect young people with the land and inspire them to play, learn, serve, and work outdoors. The result will maximize opportunities for youth through visitor and educational programs, partnerships, volunteerism, and employment. These efforts can be leveraged through social media and technological enhancements to expand opportunities for travel, tourism, and life-long learning.

Secretary Jewell established a goal of raising \$20.0 million from private partners by 2017 to support employment and training opportunities for young people and veterans on public lands. In 2014, the Department partnered with several private companies and local communities to further this ambitious initiative to engage, educate, and employ young Americans. Organizations including American Eagle Outfitters, Camelbak, The Campion Foundation, Youth Outdoor Legacy Fund, Coca-Cola, and The North Face joined the Department's youth initiative. The North Face, in partnership with the group My Morning Jacket, launched a campaign where more than half of the group's proceeds from each

PRIORITY GOAL YOUTH EMPLOYMENT AND TRAINING

GOAL: Build the next generation of conservation and community leaders by supporting youth employment at the Department of the Interior.

METRIC: By September 30, 2015, the Department of the Interior will provide 40,000 work and training opportunities over two fiscal years, 2014 through 2015, for individuals ages 15 to 25 to support the mission of the Department.

The Department is proposing to expand this goal to provide 100,000 work and training opportunities over four fiscal years, 2014 through 2017, for individuals ages 15 to 35.

download of a new rendition of Woody Guthrie's iconic song "This Land is Your Land" is donated to support the Secretary's goal to inspire young people to love the outdoors and care about their natural world, as well as protecting and conserving the places that many citizens know as playgrounds.

The Department of the Interior also teamed up with the National League of Cities and the YMCA in an effort to coordinate and create meaningful connections to nature. Under the agreement, Interior will encourage relationships to enrich NLC and YMCA programs on lands managed by its bureaus, including the Bureau of Land Management, Fish and Wildlife Service, and National Park Service. For example in Los Angeles, the Department's partnership with the city will launch a mobile visitor and education center for young people who might otherwise not establish a connection with nature. The modified recreational vehicle, the River Rover, will provide educational opportunities to families and children in one of the most diverse and densely populated regions of the Country.

Youth engagement objectives continue to be a priority for Interior bureaus. In 2016, the budget proposes to fund \$107.2 million for youth programs in the Office of Surface Mining Reclamation and Enforcement, Bureau of Reclamation, U.S. Geological Survey, Bureaus of Indian Affairs and Indian Education, and BLM, FWS, NPS, a collective \$45.5 million increase over the 2015 enacted funding levels.

The 2016 request includes a \$4.4 million increase within USGS for investments in the Youth and Education in Science program and outreach to underserved communities. The USGS has a longstanding commitment to the development and mentoring of young people in the earth and biological sciences through grant programs with universities, internships, educational outreach to teachers and students, partnerships with local governments to engage underserved youth, and postdoctoral programs. The USGS also conducts the Native Youth in Science summer camp to demonstrate how science topics learned in school relate to tribal culture and the environmental health of local lands. These developmental efforts are investments in the USGS workforce of the future and provide opportunities to introduce young people to their Earth and the field of biological science.

The budget proposes an additional \$20.0 million for NPS to develop meaningful connections between public lands and youth and their families

by expanding opportunities to visit park sites, participate in programming developed specifically for youth, and access information via social media. Of this increase, \$11.5 million will be for efforts to introduce annually at least one million fourth and fifth grade students from elementary schools serving disadvantaged students in urban areas to nearby national parks. This proposal builds on the National Park Foundation's successful Ticket to Ride program, which helps transport more than 100,000 students to national parks each year. The remaining \$8.5 million will ensure park units have programming tailored for young people and their families, especially at high visitation and urban parks. This increase will allow NPS to place a youth coordinator at 100 parks to develop materials and experiences to interest young people in the park and to engage youth once they are there.

Within BIA, the budget includes an additional \$3.0 million to support youth participation in experiences throughout the parks that focus on the protection, enhancement, and conservation of natural resources through science, education and cultural learning. Programs aimed at tribal youth will open doors to future job opportunities, instilling respect for the resources and an appreciation of their importance to tribal culture and livelihood. The request supports new tribal youth projects and training programs throughout Indian Country and supplements the existing training programs within the Forestry, Water, and Agriculture programs.

The BIE budget includes a \$4.6 million increase for scholarships for post-secondary education with a focus on recipients seeking degrees in science, technology, engineering and mathematics fields. The availability of advanced education opportunities for tribal members is a high priority for Tribes. An educated and skilled tribal member workforce is seen by Tribes as a key element of economic development. These increases are part of the Administration's launch of Generation Indigenous, focused on removing the barriers to success for Native youth by taking a comprehensive, culturally-appropriate approach to help improve the lives and opportunities for Native youth. This government-wide initiative builds on work the Department and other agencies have begun, working with Tribes to implement education reforms and address other issues facing Native youth.

Through the Urban Wildlife Conservation Program, FWS is inviting city dwellers to enjoy the outdoors by creating opportunities near urban communities.

An additional \$5.0 million is requested in the 2016 budget to extend successful partnerships in San Diego, California, and Providence, Rhode Island, to refuges across the Country. The FWS will use this increase to create additional urban community partnerships to engage youth in nature-related activities and programs. In the Seattle metropolitan area, FWS is going into classrooms to teach young people about the efforts to restore declining kokanee salmon runs in the Lake Sammamish watershed. Field trips to hatcheries focus on how both fish and people depend upon a healthy watershed to flourish, attempting to bridge the disconnect between young people and the great outdoors.

The FWS will use \$2.5 million to expand youth programs and partnerships, including the partnership with the 21st Century Conservation Service Corps, which is an important tool in reaching urban youth. The 21CSC puts young Americans to work protecting and restoring public and tribal lands and waters. In 2016, FWS will work collaboratively with 21CSC partnerships across the Country to increase access

to public lands and provide job training in natural resource conservation to America's youth.

The OSMRE budget includes an increase of \$1.0 million to expand the use of reforestation techniques in coal mine reclamation and provide opportunities for youth engagement with the outdoors. Reforestation efforts, many involving the Nation's youth, have provided an opportunity to reintroduce the American chestnut tree. The American chestnut tree was king of the forest over much of the eastern United States and an important part of cultural heritage until destroyed by Asian fungus blight in the first half of the twentieth century.

The BLM is requesting an increase of \$5.0 million for youth programs and partnerships. These efforts allow BLM to accomplish high priority projects while promoting quality participant experiences that ultimately lead to careers for young Americans. The BLM will use the increase to put more youth to work protecting cultural and historical resources and treasures, as well as restoring public lands.

ENGAGING THE NEXT GENERATION (dollars in millions)

	2015 Enacted	2016 Request	Change
Bureau of Land Management.....	1.0	6.0	+5.0
Office of Surface Mining Reclamation and Enforcement.....	0	1.0	+1.0
Bureau of Reclamation.....	3.5	3.5	0
U.S. Geological Survey.....	23.7	28.2	+4.4
Fish and Wildlife Service.....	11.0	18.5	+7.5
National Park Service.....	17.5	37.5	+20.0
Indian Affairs.....	5.0	12.5	+7.6
TOTAL.....	61.7	107.2	+45.5
<i>[NPS Recreation Fees].....</i>	<i>[6.4]</i>	<i>[6.4]</i>	<i>[0]</i>

EXPANDING OUTDOOR AND EDUCATIONAL OPPORTUNITIES FOR YOUTH

The Department of the Interior works collaboratively through efforts such as the Urban Wildlife Refuge Partnership to bridge the growing disconnect between young people, particularly in urban areas, and the great outdoors. Urban Wildlife Refuge Partnership projects include:

URBAN ENGAGEMENT EFFORTS AT SOUTHERN CALIFORNIA REFUGES

The Southern California Urban Wildlife Refuge Project incorporates outdoor learning, service and stewardship of natural habitats, and conservation-based projects for youth and young adults from diverse communities. It encompasses activities not only at the San Diego and Los Angeles Refuges, but also to the north at the Hopper Mountain National Wildlife Refuge Complex. This project connects youth to the environment by training teachers and students on the use of cutting-edge science to solve conservation problems. Additionally, the project develops job skills with low-income young adults to restore wildlife habitats along the Los Angeles River and lead outdoor education activities.

VALLE DE ORO NATIONAL WILDLIFE REFUGE URBAN WILDLIFE PARTNERSHIP

The Valle de Oro Urban Wildlife Refuge Partnership aims to provide unique environmental and recreational opportunities for students and establish wildlife-friendly habitat sites throughout Albuquerque. The La Carpa project, a partnership of the refuge with the Center for Southwest Cultures and the Friends of Valle de Oro National Wildlife Refuge, will educate intergenerational Hispanic families about science, specifically ecology and sustainability, by using traditional Hispanic culture and artistic expression to bridge the gap between tradition and the modern society. The project will also implement ways of using social media to allow youth to express their interest in learning about science and the environment.



Ensuring Healthy Watersheds and Sustainable, Secure Water Supplies



We are seeing the very real impacts of water scarcity in the West...working with our partners, we can bring some relief to these areas through innovative efforts that will provide communities with new or more flexible sources of water, support jobs, and stretch the limited water supplies.

*Sally Jewell, Secretary of the Interior
February 2, 2015*

The Nation and particularly the West, which is the fastest growing region in the United States, face serious water challenges related to climate change and competing demands. Adequate and safe water supplies are fundamental to the health, economy, security, and environment of the country. Intensifying droughts, variable hydrology, and extreme weather events aggravate water shortages and floods, contribute to impaired water quality, and deplete groundwater resources. At the same time, population growth and new demands, including energy development, are increasing competition for supplies.

Extreme and exceptional drought continues in many basins and in some places reservoir supplies are averaging almost half of their historic levels. Snowpack, which acts like reservoir storage for many western basins, is diminishing. The aquifers on which millions of Americans rely for freshwater are being depleted at an accelerating rate, particularly where drought is forcing water users to increasingly depend on underground sources of freshwater. At the same time, the cost of maintaining water infrastructure continues to increase. New approaches are needed to ensure the resilience of the Nation's water infrastructure in the face of climate change and more volatile natural events, and to provide prudent maintenance necessary to reliably deliver water supplies.

The Federal government provides leadership and support for sustainable water stewardship. Interior works as a partner to increase reliability of water supplies for the American people by providing better tools for water management, promoting water conservation and efficiency, and wisely operating, maintaining, and improving infrastructure. Recognizing the primary role States and Tribes play

in managing water resources and the critical need to address these challenges, Interior provides leadership across watershed basins and continues to make water conservation a priority through partnerships.

WATERSMART SUSTAIN AND MANAGE AMERICA'S RESOURCES FOR TOMORROW

Interior's collaborative WaterSMART initiative works to secure and enhance water supplies to benefit people, the economy, and the environment, and identifies adaptive measures that help to address climate change and future demands. The Department's 2016 budget includes \$58.1 million for water sustainability efforts through the Bureau of Reclamation, an increase of \$7.5 million from 2015 enacted. The budget also includes \$31.0 million for the U.S. Geological Survey WaterSMART Availability and Use Assessment initiative, a \$14.6 million increase from 2015 enacted.

In 2014 and 2015, Interior continued efforts to promote sustainable water strategies and improve water management through science, collaboration, and cooperation. These approaches are demonstrated through further implementation and development of the Water Census, Reclamation Basin Studies, WaterSMART Grants, Water Reclamation and Reuse projects, and Cooperative Watershed Management programs featuring joint activities like the Western Watershed Enhancement Partnership, and a new Drought Response program. Comprehensive basin-wide approaches such as these are critical to assess water demands, evaluate the availability of and risks to water supplies, and plan for the impacts of reduced availability and increased demands in collaboration with Interior's partners.

SUPPORTING RESILIENT WATER MANAGEMENT

Resilience through Water Data and Tools. Throughout the West, drought, increasingly severe wildfires, and ecological changes resulting from climate and land use change are already impacting water supplies and the natural and human systems that depend on them. Developing data, science, and tools to understand these changes and support State, tribal, local, Federal, and other water and land managers in preparing and responding to changing conditions is critical to the resilience of communities. In 2014, the President announced the Climate Data Initiative, an effort to leverage the Federal government's extensive, freely available data resources relevant to climate to stimulate innovation and private-sector entrepreneurship in support of national climate change preparedness. The USGS contributed to more than 40 water and climate datasets for the Climate Data Initiative's Water Theme, as well as a range of software tools available to help analyze and assess impacts of a changing climate on the water cycle. Managers can use this information to help inform decisions about their water resources. In 2015 and 2016, USGS will work with other Federal and non-Federal partners to expand water resource data sets, improve methods for exchanging water data, and enhance water resource decision support tools.

Interior, along with other partners, is continuing work with the Department of Agriculture on the Western Watershed Enhancement Partnership to build resilience for critical water resource infrastructure. In August 2014, a new joint watershed restoration agreement for C.C. Cragin Reservoir in Central Arizona was signed, joining the Salt River Project, National Forest Foundation, City of Payson, Reclamation, and the U.S. Forest Service in collaborative efforts to assess and implement treatments that protect the municipal water supply and minimize wildfire and flood risks. Interior is also continuing its partnership with the Environmental Protection Agency in the Urban Waters Federal Partnership to restore urban waterways and reconnect city populations with flowing rivers and streams in their immediate neighborhood. Cleaning up and restoring local water resources is essential to human health, the economic vibrancy of communities, and an overall improved quality of life.

National Water Census – The main WaterSMART activity conducted by USGS is the National Water Census. An important component of Interior's water sustainability strategy is to inform the public and decisionmakers about the status and changes over time of the Nation's freshwater resources. The USGS National Water Census works to provide a more accurate picture of the quantity and quality of the Nation's water resources for beneficial uses and provide a basis for improved forecasting of water availability for future economic, energy production, and environmental uses. Through this effort, USGS works directly with stakeholders to identify the critical information gaps needed to inform management decisions and uncertainties.

The USGS research conducted under WaterSMART includes characterizing long-term trends in stream-flow, assessing groundwater availability, quantifying water losses to the atmosphere, estimating water use requirements, and developing tools to understand the ecological impacts of changes in water availability. Three USGS Geographic Focus Area Studies in the Apalachicola-Chattahoochee-Flint Basin, the Colorado River Basin, and the Delaware River Basin, are an important part of this effort. They contribute to ongoing assessments of water availability in large watersheds with potential water use conflicts, provide opportunities to test and improve approaches

PRIORITY GOAL WATER CONSERVATION

GOAL: Enable capability to increase the available water supply in the western States through conservation-related programs to ensure adequate and safe water supplies.

METRIC: By September 30, 2015, the Department of the Interior will further enable the capability to increase the available water supply for agricultural, municipal, industrial, and environmental uses in the western United States through Reclamation water conservation programs to 840,000 acre-feet, cumulatively since the end of 2009.

The Department is proposing to extend this goal to increase the available water supply by 975,000 acre-feet by the end of 2016.

to water availability assessment, and inform and ground truth the Water Census with local information. These studies enabled researchers to adopt a place-based approach to integrate diverse lines of scientific investigation while integrating feedback from stakeholders on their science needs and most critical uncertainties.

Basin Studies – The WaterSMART program’s basin studies component leverages funding and technical expertise from Reclamation in a collaborative effort with knowledgeable State, tribal, and local water practitioners. Basin studies aim to identify practical, implementable solutions to existing or anticipated water shortages and to support related efforts to ensure sustainable water supplies. The basin studies conducted to date advance the state of knowledge about the dynamics of each particular watershed and generate a collective expertise to formulate constructive actions to address imbalances. In 2014, the Department of the Interior selected the Upper Red River Basin in Oklahoma, Upper Deschutes Basin in Oregon, and Missouri River Headwaters Basin in Montana for basin studies. In 2016,

Reclamation is continuing strong partnerships with local water and conservation managers to conduct ongoing comprehensive water studies of river basins in Arizona, California, Colorado, Kansas, Montana, Oklahoma, and Oregon. For both 2015 and 2016, the budget supports one or two new basin studies in the western U.S. and one new West-wide climate risk impact assessment.

WaterSMART Grants – Through WaterSMART Grants, Reclamation awards competitive, cost-shared assistance for water management improvements with a near-term impact on water and energy efficiency. In 2016, Reclamation anticipates funding over 40 new WaterSMART Grant projects, contributing to achievement of the Priority Goal for water conservation.

Title XVI Water Reclamation and Reuse Program – Title XVI projects develop and supplement urban and irrigation water supplies through water reuse, thereby improving efficiency, providing flexibility during water shortages, and diversifying the water supply. In 2016, Reclamation will provide

WATERSMART (dollars in millions)			
	2015 Enacted	2016 Request	Change
BUREAU OF RECLAMATION ^{1/}			
WaterSMART Grants	19.0	23.4	+4.4
Basin Studies	3.9	5.2	+1.4
Cooperative Watershed Management	0.3	0.3	0
Resilient Infrastructure	1.5	2.5	+1.0
Drought Response ^{1/}	0	2.5	+2.5
Title XVI Water Reclamation and Reuse Program	21.5	20.0	-1.5
Water Conservation Field Services	4.5	4.2	-0.2
Subtotal, Reclamation	50.6	58.1	+7.5
U.S. GEOLOGICAL SURVEY ^{2/}			
Ecosystems	0.5	3.3	+2.8
Climate and Land Use Change	3.5	6.7	+3.2
Water Resources	12.4	19.8	+7.4
Core Science Systems	0	1.2	+1.2
Subtotal, U.S. Geological Survey	16.4	31.0	+14.6
TOTAL, WATERSMART PROGRAM	66.9	89.0	+22.1
^{1/} The Consolidated and Further Continuing Appropriations Act of 2015 provided Reclamation additional funding for Western Drought Response of \$50.0 million. At the time of budget preparation, these funds have yet to be distributed by program, but a portion may be allocated to projects and programs within Reclamation’s WaterSMART programs ^{2/} In 2016 USGS expanded the scope of WaterSMART to include research on drought. Funding for drought activities in 2015 has been added for comparison purposes.			

funding for seven congressionally authorized Title XVI projects for planning, design, and construction activities.

Drought Response – In 2015, Reclamation is implementing the Drought Response program—a comprehensive new approach to drought planning and implementation actions such as water marketing solutions to address municipal water shortages, installing water measurement devices to improve efficiency and measure drought impacts, and other small-scale improvements to increase water supply reliability. In 2016, Reclamation is increasing the funding for these types of activities.

Resilient Infrastructure – In 2015, Reclamation is implementing the Resilient Infrastructure program, through which Reclamation proactively maintains and improves existing infrastructure for system reliability, safety, and efficiency for water conservation to prepare for new weather extremes and support healthy and resilient watersheds. Reclamation is developing, implementing, and testing an enhanced decisionmaking criteria framework for selecting infrastructure investments and identifying opportunities to integrate operational efficiencies more compatible with climate variability adaptation goals, as part of ongoing infrastructure investments.

Cooperative Watershed Management – Reclamation’s program continues to be very successful in building locally based support. In August 2014, six groups in California, Colorado, Montana, and New Mexico were selected to establish or expand watershed groups. These grants build capacity to address water quality, ecosystem, and endangered species issues at the local level in basins. In 2015 and 2016, Reclamation will establish or expand four to six watershed groups in each year.

RESOLVING LAND AND WATER CLAIMS

Water rights are one of the most important trust resources held by Tribes and the United States as trustee. American Indian Tribes generally have senior or the first right to use water under the law. However, in many neighboring places and basin sharing communities, water resources were developed or used before Tribes were able to put water to use, leaving many Tribes without access to water or the infrastructure to put it to use. Securing water rights and ensuring permanent access to a clean and reliable water supply is an important component to tribal nationhood, quality of life, economic security,

and prosperity for Indian Tribes, and is necessary to sustain fundamental cultural values.

The 2016 budget makes significant new investments to improve Interior’s capacity to work with and support Tribes in the resolution of their water rights claims and develop sustainable water sharing agreements and management activities. These investments are critical to enabling Interior to bring about a more holistic and responsive approach to supporting Tribes and working with other non-Federal water stakeholders. Many of the projects supported in these agreements bring clean and potable water to tribal communities, while other projects repair crumbling irrigation and water delivery infrastructure upon which tribal economies depend. These investments not only improve the health and well-being of tribal members and preserve existing economies but, over the long term, bring the potential for jobs and economic development as a result of the available stable water supplies. Settlements also can provide opportunities to develop more comprehensive water sharing agreements that support watershed and basin scale stewardship of water resources.

The 2016 budget for technical and legal support and for authorized settlements involving tribal water rights totals \$244.5 million, an increase of \$73.0 million over 2015 to strengthen the Department’s capacity to meet its trust responsibilities and more effectively partner with Tribes on water issues. This funding will support bureau contributions to strengthen the engagement, management, and analytical capabilities of the Indian Water Rights Office, increase coordination and expertise among bureaus and offices that work on these issues, and increase support to Tribes. In 2016, Interior will complete the funding requirements for the Taos Pueblo Indian Water Rights Settlement Act.

DROUGHT RESPONSE

Ongoing and multi-year droughts across the West are resulting in water shortages in many areas, impacting agriculture, municipalities, and ecosystem functions. For example, the ongoing 13-year drought in the Colorado River Basin is the worst for the basin during the last 100 years. In August 2014, Lake Mead reached its lowest level since it filled more than 75 years ago and Lake Powell started the water year more than 50 feet below 2012. The impacts of drought are far reaching and can exacerbate tensions over already scarce water resources, increase the risk of devastating fires, further challenge the resources

INDIAN LAND AND WATER SETTLEMENTS
(dollars in millions)

	2015 Enacted	2016 Request	Change
NEGOTIATION AND LEGAL SUPPORT			
Bureau of Reclamation.....	3.8	5.9	+2.0
Bureau of Indian Affairs.....	16.3	30.3	+14.0
Other Bureaus and Offices.....	3.7	4.6	+0.9
SUBTOTAL, NEGOTIATION AND LEGAL SUPPORT	23.9	40.8	+16.9
SETTLEMENT IMPLEMENTATION			
Bureau of Reclamation			
Ak Chin Indian Water Rights Settlement Act.....	14.1	15.3	+1.2
Aamodt	3.0	6.0	+3.0
Crow	2.0	12.8	+10.8
Navajo-Gallup Water Supply	81.0	89.7	+8.7
Taos Pueblos.....	4.0	4.0	0
Other Ongoing Settlement Ops. and Maint	7.9	8.2	+0.3
Subtotal, Reclamation	112.0	136.0	+24.0
Bureau of Indian Affairs			
Aamodt	6.2	15.6	+9.4
Navajo-Gallup Water Supply	9.0	17.8	+8.8
Taos Pueblos.....	15.4	29.2	+13.8
Navajo Nation Water Resources Trust Fund	4.0	4.0	0
Other Ongoing Settlement Ops. and Maint	1.0	1.0	0
Subtotal, Indian Affairs.....	35.7	67.7	+32.0
SUBTOTAL, SETTLEMENT IMPLEMENTATION.....	147.6	203.7	+56.0
TOTAL, SETTLEMENT FUNDING	171.5	244.5	+73.0

of States, Tribes, and local governments, and have potentially devastating effects on small communities across the West. Compounding these challenges is growing evidence that, within the changing climate, drought events are becoming more frequent and intense for some regions of the Country. The President's 2013 Climate Action Plan recognizes the importance of managing drought to address the impacts of climate variability, highlighting the Department's role in making investments to better understand and manage drought risks.

Recognizing the severity of the situation in the West, Interior is working with partners to take a number of steps to address the issue. In November 2014, Reclamation awarded \$9.2 million for 131 research projects within five research priority areas to help confront the ever widening imbalance between supply and demand, including increasing water supplies

through advanced water treatment technologies and optimizing water availability under a changing and variable climate. These research projects are leveraged with partners providing \$3.8 million in non-Federal cost sharing. In 2014, Reclamation also awarded \$17.8 million in WaterSMART water and energy grants and \$20.0 million for Title XVI water reclamation and reuse projects that contribute significantly to drought response and resilience. The 2015 and 2016 budgets include funding for similar efforts and increases for Resilient Infrastructure, the Drought Response program, and in 2016, implementation of the Administration's Open Data Policy to provide better access to water data, projections, tools, and other information to partners.

The Departments of the Interior, Agriculture, and Commerce are continuing their work with the State of California to accelerate water transfers and

exchanges, provide operational flexibility to store and convey water, expedite environmental review and compliance actions, and pursue new or fast-track existing projects that might help stretch California's water supplies. In December 2014, Reclamation, working with the Fish and Wildlife Service, National Marine Fisheries Service, and California's Departments of Fish and Wildlife and Water Resources, developed a draft Interagency 2015 Drought Strategy for the Central Valley Project and State Water Project that outlines a preliminary framework for the Drought Contingency Plan for Operations of the Central Valley Project and State Water Project, the Drought Contingency Biological Monitoring Plan, and other drought-related measures. Some of the other measures outlined include control of salt water intrusion in the Sacramento San Joaquin Delta, preservation of cold water pools in upstream reservoirs for various cold water species, and maintaining adequate protections for listed species and other fish and wildlife resources.

The USGS is providing California managers and residents with timely and meaningful data to help decisionmaking and planning for the State's water resources as drought affects streamflow across the State, reducing reservoir replenishment, and increasing groundwater depletion. In December 2014, the USGS released an interactive California Drought visualization website to provide the public with atlas-like, State-wide coverage of the drought and a timeline of its impacts on water resources. The USGS developed the interactive website as part of the Federal government's Open Water Data Initiative. The drought visualization page features high-tech graphics illustrating the effect of drought on regional reservoir storage from 2011-2014.

In the Colorado River Basin, Reclamation is working with the seven basin States to craft new strategies to ensure critical infrastructures, such as the Hoover and Glen Canyon Dams, continue to operate as intended and assist agricultural and municipal users to address current and future water challenges. In July 2014, Reclamation and municipal water providers in Arizona, California, Colorado, and Nevada signed a landmark water conservation agreement called the Colorado River System Conservation Program to help address the long-term imbalance on the Colorado River caused by years of drought conditions. The program's goal is to put in place a suite of proactive, voluntary measures that will reduce the risk of reaching critical reservoir levels. All water conserved under this program will stay in the river system, helping to boost the declining reservoir levels and protect the health of the entire river system. In addition, Reclamation and the International Boundary and Water Commission continue to implement an agreement with Mexico to allow storage of Mexican water in U.S. reservoirs, reducing and delaying the need for extraordinary shortage measures in the U.S.

In the Klamath River Basin, Interior is working with other Federal agencies, Oregon, California, Tribes, and local stakeholders to address the impacts of the ongoing drought by implementing authorized actions designed to alleviate the impacts of drought by reducing water demand in conjunction with activities that improve habitat, and restore fisheries. By implementing these actions, Interior is addressing the impacts of the drought in a manner that supports and sustains the agricultural, ranching, fishery, and tribal economies of the Basin.

\$20 MILLION AWARDED TO BUILD FIRST PUMPING PLANT FOR THE NAVAJO-GALLUP WATER SUPPLY PROJECT

In April 2014, Secretary of the Interior Sally Jewell announced the Bureau of Reclamation awarded a \$19.6 million construction contract to build the Tohlakai Pumping Plant, the first pumping plant for the Navajo-Gallup Water Supply Project, about eight miles north of Gallup, New Mexico.

The Navajo-Gallup project will deliver clean, safe drinking water to tribal and rural communities, many of which have been hauling water over long distances for far too long....This contract is another important step in honoring U.S. commitments to Indian Nations while providing lasting benefits for local economies and public health.

Sally Jewell, Secretary of the Interior
April 1, 2014

The overall project is a priority for the Navajo Nation which will provide the necessary water supply for future economic growth for the Navajo Nation in New Mexico. The current pumping plant will help many Navajo families east of Gallup, New Mexico get near-term groundwater for domestic use before the San Juan River water comes.

Ben Shelly, President of the Navajo Nation
April 1, 2014



Construction of the Tohlakai Pumping Plant, to be located in McKinley County, is expected to take an estimated 26 months to complete and provide nearly 140 direct and indirect jobs over that time. At the peak of construction, the Navajo-Gallup project will involve more than 600 jobs created at numerous project sites. Construction of the overall Navajo-Gallup project began in June 2012 and is on schedule for completion in 2024.

President Obama's proposed 2016 budget requests a total of \$107.5 million, \$89.7 million in Reclamation and another \$17.8 million in BIA, for the Navajo-Gallup Water Supply Project, which when completed, will have the capacity to deliver clean running water to a potential future population of approximately 250,000.



Building a Landscape Level Understanding of Our Resources

The new USGS National Climate Change Viewer shows projected climate-driven challenges.... This information will be valuable to the work of scientists, water and land managers, farmers, and ranchers—as well as all interested citizens.

*Sally Jewell, Secretary of the Interior
May 8, 2014*

The complexity of natural resource issues and changes in landscapes, both natural and human induced, are dramatically increasing in scope and impact. The Department of the Interior recognizes to effectively carry out its mission and priorities in the face of such widespread change, it must understand and make decisions at the landscape scale that balance conservation and development needs and enhance ecosystem and community resilience. Resource planning must consider the effects of management decisions across broader scales and multiple jurisdictions. To do this, Interior conducts applied and basic scientific research, collects data and monitors systems, and provides information and tools to help inform decisionmaking within the Department as well as in local, tribal, State, national, and international communities.

Interior develops the tools to analyze, visualize, translate, and apply science at multiple scales and across multiple landscapes to inform land and resource planning, policy, mitigation, and management. The U.S. Geological Survey and the scientists of the Department's land and resource management bureaus develop and provide baseline information regarding the health of ecosystems and the environment, natural hazards, and the impacts of climate change. This information and expertise is shared and leveraged with other Federal agencies, State and local governments, Tribes, academia, and communities.

With a changing climate, the Nation expects to face significant challenges, including a projected increase in the frequency and intensity of extreme events such as severe storms, wildfire, and drought. To reduce the costs these extreme events pose to communities

and natural resources, the Department proposes investments in 2016 to increase the resilience of both coastal and inland communities that face these growing risks. Investments will focus on areas at high risk to climate challenges and will address vulnerabilities to extreme events in partnership with State, local, and tribal governments and other stakeholders.

Increasing landscape level understanding of the Nation's resources is critical to accomplishing Interior's responsibilities. In turn, Interior's scientific information, tools, and partnerships provide vital support to communities also working to address resource challenges and improve resilience. The most significant real world example is the Department's unprecedented coastal resilience effort in the aftermath of Hurricane Sandy. At the core of Interior's Hurricane Sandy recovery and resilience work are landscape level collaborative partnerships with regional stakeholders. As a result, real on-the-ground progress is underway to restore and strengthen coastal ecosystems, such as beaches and tidal marshes, which provide fish and wildlife habitat, storm risk reduction, and economic opportunities. The Department's implementation strategy for the Hurricane Sandy effort includes follow-on evaluations to identify the most effective measures to better promote community resilience.

The 2016 budget reflects the importance of community and ecosystem resilience and proposes to build on the Hurricane Sandy approach with targeted investments that help address vulnerabilities from factors such as flooding or drought in other landscapes. The 2016 budget also proposes investments throughout the Department to improve

scientific understanding related to resource management and expand access to and benefits from this important information.

PRIORITY GOAL CLIMATE CHANGE

GOAL: Understand, communicate, and respond to the diversity of impacts associated with climate change across the various landscapes of the United States.

METRIC: By September 30, 2015, the Department of the Interior will demonstrate maturing implementation of climate change adaptation methodology as scored when implementing strategies in its Strategic Sustainability Performance Plan.

APPLYING SCIENCE AND ANALYSIS AT THE LANDSCAPE LEVEL

The Department's 2016 budget for research and development supports the Administration's science and technology priorities. Interior plays a pivotal role in collaborative research efforts with other agencies to address key priorities such as conservation, sustainable land management and resource stewardship, and clean and renewable energy development. In addressing global climate change, the Department provides science to help anticipate, monitor, and adapt to climate and ecologically-driven changes to lands, water, and other natural resources. Interior has significant research and development investments that inform policy making and management, including science in natural hazards, management of water resources, safe and responsible oil and gas development and production, rare earth elements, oceans, arctic, Landsat, and ecosystem restoration with critical work in invasive species, and wildlife and avian health.

The 2016 budget includes \$1.1 billion for research and development activities throughout the Department, an increase of \$140.2 million from the 2015 enacted level. Activities supported by this funding range from scientific observations of the Earth and its systems—including water, wildlife, and plants—to applied field research to better address specific problems such as sea level rise, invasive

species, and drought. This research reflects and informs the expertise of Interior's land managers who are on the front lines of a changing climate and confronting the unpredictable nature of its impacts. Interior's science and applied research underpins effective delivery of the agency's mission. These activities are also a smart investment to better understand and predict a changing environment and help prepare and strengthen communities' ability to weather these changes.

The Department's top priorities include leveraging efforts across the bureaus to improve the Nation's understanding of its resources on a landscape level and to apply that understanding to better manage these resources for resilience in the long term. The concept of landscape level management is not new for Interior. For many years Interior implemented collaborative land acquisition, ecosystem conservation, adaptive management, climate mitigation, and resource management planning and monitoring on a landscape scale. More work remains to leverage these efforts to a greater degree, including: assimilating and making available data from these diverse efforts; integrating climate change data; consistently using information as the basis for decisions relating to development and conservation; and sharing tools with stakeholders to improve conservation efforts and reduce conflicts.

In 2013, Secretary Jewell issued her first Secretarial Order, calling for a Department-wide, landscape scale mitigation strategy to encourage balanced development and ensure landscape level planning. The Order calls for consistency and efficiency in the review and permitting of new energy and other infrastructure development projects, while also providing for the conservation, adaptation, and restoration of the Nation's valuable natural and cultural resources. The Order requires Interior's bureaus to use science and technology to create a better understanding of landscapes to advance important conservation goals and achieve development objectives.

The Department developed a strategy outlining the key principles and actions necessary to successfully shift from a reactive project-by-project approach to more predictable and effective management of the lands and resources that Interior manages on behalf of the American public. The strategy outlines four priority areas of ongoing and future work, including geospatial assessments, landscape level strategies, compensatory mitigation programs, and monitoring and evaluation.

RESEARCH AND DEVELOPMENT

(dollars in thousands)

	2015 Enacted	2016 Request	Change
Bureau of Land Management	20,226	31,019	+10,793
Bureau of Ocean Energy Management	70,481	69,256	-1,225
Bureau of Safety and Environmental Enforcement	27,083	26,703	-380
Office of Surface Mining Reclamation and Enforcment	0	4,399	+4,399
Bureau of Reclamation.....	76,003	85,935	+9,932
U.S. Geological Survey	665,845	761,141	+95,296
Fish and Wildlife Service.....	32,476	49,718	+17,242
National Park Service	26,992	28,183	+1,191
Bureau of Indian Affairs.....	9,500	12,500	+3,000
Wildland Fire Management.....	5,990	5,990	0
DEPARTMENT OF THE INTERIOR TOTAL.....	934,596	1,074,844	+140,248

Extreme weather events, including severe storms, wildfire, and drought, are expected to increase in both frequency and intensity in the future. The Department proposes investments in two complementary programs, a Coastal Resilience Fund and a Challenge Cost Share program, to support projects that build both coastal and inland communities' resilience to the impacts of these events. The budget requests \$80.0 million for these resilience programs in 2016. The Department will work with internal and external experts to identify focal geographic areas of high risk, natural infrastructure strategies to address vulnerabilities to extreme events in these geographies, and criteria for selecting projects submitted by State, local, or tribal governments or other stakeholders for implementing these strategies.

Coastal Resilience – Understanding and preparing for the impacts of a changing climate is an Administration priority, one in which Interior plays a critical role as both a land manager and as a partner to States, Tribes, and local governments. Interior proposes an investment of \$50.0 million for planning and technical assistance to communities, and Tribes; and for projects to improve ecosystem and community resilience. Modeled after the Hurricane Sandy Competitive Grant program, Interior will fund coastal resilience projects that restore natural systems to support both ecosystem and community resilience and will focus on projects with a physical or ecological nexus to Federal lands. This program will incorporate monitoring and performance requirements and will help add to the growing knowledge base on the performance of natural approaches to reducing coastal risks.



For example, the Fish and Wildlife Service's living shoreline project will increase coastal resilience by restoring 337 acres of salt marsh and adjacent uplands on Delaware Bay. The bay was flooded during Hurricane Sandy, eroding salt marsh habitat that is important to wildlife and helps to reduce the impact of coastal storms.

The USGS launched a new Coastal Change Hazard Portal in 2014 to allow online access to information to help understand vulnerability to extreme storms, sea level rise, and shoreline change at local, regional, and national scales. The portal will help as communities seek to take action to increase the resilience of the Nation's coasts. In 2016, USGS will build on datasets, regional geologic studies, and models of coastal change and vulnerability developed and enhanced with supplemental funding in the aftermath of Hurricane Sandy.

Challenge Cost-Share – The Challenge Cost-Share program is a 50:50 partner matching program that funds projects mutually beneficial to public lands and the cost-sharing partner. The Department proposes \$30.0 million—split evenly between the Bureau of Land Management, National Park Service, and FWS—to leverage non-Federal investments in projects that increase the resilience of landscapes to extreme weather events with a focus on inland challenges, including wildfire, flooding, and drought.

Tribal Land Resilience – Interior will provide government-wide leadership and funding to Tribes in support of climate preparedness and resilience. Criteria for tribal funding will be developed and prioritized in consultation with Tribes, Alaska Native Villages, and the interagency White House Council on Native American Affairs subgroup on Climate. Funds will be used to develop science tools and training, conduct climate resilience planning, and implement actions to build resilience into infrastructure, land management, and community development activities.

Insular Areas and Resilience – Interior will work with other Federal agencies serving the insular areas to support island communities in planning, preparing, and responding to the impacts of climate, including sea level rise. Climate change is an immediate and serious threat to the U.S.-affiliated insular areas. By their geography and mid-ocean locations, these island communities are on the frontline of climate change, yet among the least able to adapt and to respond to the expected far-reaching effects on island infrastructure, economic development, food security, natural and cultural resources, and local culture. An additional \$7.0 million is requested to address needs in the insular areas related to sea level rise by supporting development of infrastructure and community resilience initiatives.

Water Resources Resilience – The Bureau of Reclamation supports resilience in water management through a number of initiatives, including expanded drought planning to effectively respond to severe drought conditions by incorporating a competitive process with prioritization criteria. Another initiative emphasizes Reclamation's efforts to prepare for the impacts of climate change to its infrastructure. It is essential that Reclamation proactively maintain and improve existing infrastructure for system reliability, safety, efficiency, and water conservation, particularly given the likely scenarios for disruption to normal operations due to drought, flooding, and perturbations in the weather patterns.

Ecosystem Services – Interior is a leader in advancing ecosystem services science and policies. The Department is implementing environmental capital recommendations of the President's Council of Advisors on Science and Technology, helping to develop a government-wide research agenda and to formulate Federal guidance on ecosystem services. Interior will continue to focus on standardizing methodologies and developing policies, practices, and tools to directly support the consideration of ecosystem services in decisionmaking across the Department's missions.

Sage Steppe Restoration – There is no greater example of the need to develop and implement a landscape scale understanding than the Department's efforts to restore the West's vast sage steppe ecosystem that supports significant economic activity, including recreation, ranching, and energy development, as well as an abundance of wildlife. More than 350 species call the landscape home, including sage grouse, elk, mule deer, and golden eagles. Federal and State partners are working in an unprecedented collaborative fashion to put a comprehensive plan and adequate protections in place to conserve this imperiled sagebrush landscape in the face of threats, such as fire, invasive species, expanding development, and habitat fragmentation. Many of these threats are only exacerbated by climate change. Conservation success will require effectively targeting conservation, restoration, and fire suppression activities across the landscape with informed planning, resource allocation, and management activities.

In support of this effort, BLM is amending more than 70 land use management plans to protect the habitat Federal and State experts have identified as most important to sage grouse and other wildlife, while steering economic development activity to those areas with less conflict. The BLM, USGS, and FWS have coordinated with State partners to develop decision tools that will focus fire prevention, suppression, and restoration activities on those areas most likely to deliver results. In 2016, BLM will implement the habitat restoration, conservation and monitoring commitments in these plans and new tools.

In 2015, Secretary Jewell issued a Secretarial Order calling for a comprehensive science-based strategy for preventing and suppressing rangeland fire and restoring sagebrush landscapes impacted by fire across the West, particularly in the Great Basin region of California, Idaho, Nevada, Oregon, and Utah.

The strategy will begin to be implemented during the 2015 fire season. Goals include reducing the size, severity, and cost of rangeland fires; addressing the spread of cheatgrass and other invasive species; and positioning wildland fire management resources for more effective rangeland fire response.

Wildland Fire Resilient Landscapes – The 2016 budget includes \$30.0 million in a new Resilient Landscapes program within the Wildland Fire Management budget which will assist in providing additional resources to address this issue. This is an increase of \$20.0 million above the 2015 enacted level for these activities. The funding will enable the Wildland Fire Management Program to leverage the shared goals of bureau resource management programs and treat large landscapes to achieve and maintain fire-adapted ecosystems that both reduce the threat of catastrophic wildfire and achieve restoration and other ecological objectives.

Department of the Interior Climate Science Centers – The Climate Science Centers provide science and technical expertise to help improve understanding of climate impacts on fish, wildlife, and landscapes. The CSCs provide meaningful linkages between research and specific decisions that Federal, State, Tribes, and local agencies make at a landscape scale. New projects started in 2015 include the Northwest evaluation of drought impacts on migratory waterfowl in California's Central Valley and southern Oregon. Additionally, the Southwest CSCs have begun research to understand the long-term effects of drought on western ecosystems and vegetation. In 2015, the Northeast CSC will begin work with tribal governments to ensure the latest climate information is available for use in adaptation planning on tribal land and waters. The CSCs are working closely with the Bureau of Indian Affairs to support placement of extension agents with the CSCs to support tribal adaptation planning. Work proposed in 2016 will build on relationships with BIA and help to develop capacity to manage climate impacts on the natural resources managed by the Tribes. In 2016, the Alaska CSC will begin work on estimating total glacier loss in Alaska and potential changes in freshwater input.

Desert Renewable Energy Conservation Plan – The recently released draft Desert Renewable Energy Conservation Plan is another example of Secretary Jewell's landscape scale management and mitigation philosophy. This plan was jointly developed by the Department of the Interior and the State of California to facilitate renewable energy development in

the desert regions of southern California while still effectively conserving and protecting the desert's valuable ecological, cultural, and recreational resources. The draft plan, released for public comment on September 23, 2014, is the result of an extensive public participation process which included collaboration among BLM, FWS, the California Energy Commission, the California Department of Fish and Wildlife, and other stakeholders.

The draft plan evaluates 22.5 million acres of public and non-public land in the California desert and recommends designating a total of two million acres as appropriate for future solar, wind, and geothermal projects. Renewable energy developers in this area will benefit from improved permit timing and cost certainty from this up-front consolidated planning approach. Another 4.9 million acres managed by BLM will be set aside for conservation areas. The draft plan has three key components that support the Desert Renewable Energy Conservation Plan's goals: the BLM land use plan amendment will designate renewable energy development areas and set aside areas for wildlife, cultural, and recreational values across the ten million acres of public lands in the planning area; the FWS General Conservation Plan will allow FWS to streamline the permitting process for renewable energy applicants on non-Federal lands who agree to comply with the terms and conditions of the General Conservation Plan; and the California Department of Fish and Wildlife Natural Community Conservation Plan will identify and provide for the regional or area-wide protection of plants, animals, and their habitats, while allowing compatible and appropriate economic activity.

Arctic Science Strategy – Although the arctic experienced warming and cooling cycles over millennia, the current warming trend is unlike anything previously recorded and is affecting the region faster than any other place on Earth, bringing dramatic reductions in sea ice extent, altered weather, and thawing permafrost. Implications of these changes include coastal erosion that threatens villages and critical infrastructure, changes in fish and wildlife habitat, increased greenhouse gas emissions, threat of invasive species, and impacts to subsistence activities and cultural resources. In 2016, Interior bureaus will take a whole system approach to study the many dimensions—physical, biological, social, and economic—of sea ice, permafrost, and glacial loss. This approach will be driven by near-term defined needs of stakeholders and will build cross-disciplinary teams of scientists using a blend of monitoring and modeling within a collaborative

framework. This research will directly inform the Administration's interagency approach to managing natural resources in the region, known as Integrated Arctic Management. The IAM is the arctic expression of a landscape level approach to management, and provides a framework for multiple jurisdictions to work together on larger scales to manage common resources and values.

A significant portion of the Nation's undiscovered oil and gas potential, and a vast portion of the Nation's wildlife, biodiversity, and wild places can be found in the U.S. arctic. But the arctic is not simply a place of ice, oil, and wildlife—it is also a place where people live. Alaska Native communities require sustainable economies and infrastructure as well as thriving ecosystems to support their subsistence ways of life and other culturally important practices. Tribal communities increasingly face pressures that threaten their traditional and spiritual vitality, including land use change, altered water availability and quality, bioaccumulation of contaminants in food webs, vector-borne and zoonotic diseases, and environmental threats to fish, wildlife, and human health.

The USGS will focus work in geographic areas where ice loss and impacts to arctic ecosystems and northern communities is the greatest. These areas include the Beaufort and Chukchi Sea, coastal regions and associated North Slope river basins, and important glaciated regions of Alaska. Efforts will focus on science to inform sustainable development of resources in the right places and the right ways and will balance required mandates to conserve the Nation's unique marine, coastal, and terrestrial arctic ecosystems under Interior's stewardship. Whenever possible, local traditional knowledge will be integrated with analytical approaches to develop joint learning through emerging models and tools.

Landscape Conservation Cooperatives – The Department's adaptive management and climate research activities require a landscape level approach to address climate-related land management efforts. The vision of resource management at the landscape scale began with the creation of an innovative partnership with other land and resource managers in the Southeast. Drawing from this vision, Interior and its Federal, State, and tribal partners created a network of 22 Landscape Conservation Cooperatives to support and enhance on-the-ground conservation efforts. The Department is working to incorporate climate change assessments into agency program

management plans to ensure a long-term approach in the management of land, water, and species for the Nation.

The budget request for LCCs accelerates engagement with partners to leverage base program efforts and generate more information to help Interior and stakeholders adaptively manage lands and wildlife. As the LCC network is maturing, more public and private decisionmakers are using the tools and information LCCs generate by entering into partnerships with the LCCs to promote adaptive management of fish and wildlife, and providing additional support, including funding and in-kind support.

DEVELOPING AND SHARING THE SCIENTIFIC DATA AND TOOLS FOR LANDSCAPE LEVEL UNDERSTANDING

The Department's science programs provide an array of data and tools to analyze management and resource trade-offs and to identify the long-term impacts of decisions. Interior is incorporating the use of tools such as geospatial data, remote sensing, predictive modeling, scenario development, forecasting, and simulation into land management activities. The following examples are but a few of the many landscape scale data sets, research, and tools supported by Interior.

Land and Water Resources Data Collection, Monitoring, and Analysis – In 2016, the USGS Mineral Resources Program will significantly expand research on the interactions of mineral resources with the environment, both in terms of natural interactions and those resulting from resource extraction. In 2014, USGS released the first ever soil landscape geochemistry study of the conterminous United States, which is built on 4,860 sampling sites across the Nation. The product of the study is an atlas of maps showing the distribution of 45 major and trace elements and major mineralogical components. Continued efforts in 2015 will analyze the causes and implications of these soil variations, including examination of identified anomalies for elements—such as arsenic, mercury, and lead—to determine possible sources and geochemical vectors for mobility. Combined with the program's six new environmental impact projects underway in 2015 and continuing in 2016, the soil landscape study will foster better understanding among stakeholders of emerging environmental health challenges for future mining.

The USGS has 42 years of high resolution Landsat data used to document natural phenomena over

ARCTIC COLLABORATIONS

Interactions between permafrost degradation, hydrology, and vegetation are key for understanding climate change impacts in arctic Alaska. In collaboration with a variety of State and Federal agencies and Alaska Native groups, the USGS Alaska Climate Science Center is combining field measurements, ecosystem modeling, and downscaled climate projections to predict how and where permafrost will change over coming decades. This research produced novel results, including insights into how fire might actually slow permafrost melt in some high-latitude forests, and how subsidence after permafrost loss could significantly alter water availability at local to regional scales. In turn, these findings are being applied to a wide array of resource management challenges, ranging from providing access to mineral deposits to wildland fire management, to improving human health and basic services, such as water and sewer, in Native communities.



The Jago, Okpilak, and Hulahula Rivers in the arctic are heavily glaciated watersheds that are important for fish and wildlife, subsistence, recreation, and potentially resource extraction on the coastal plain. A research project funded by the Alaska Climate Science Center will improve understanding of how inputs from glacier dominated arctic rivers differ from unglaciated rivers and will, in turn, improve the ability of resource managers to plan for potential changes in downstream ecosystem responses that may be different from region to region along the Arctic Ocean coast.

Coastal temperate rainforests along the Gulf of Alaska are experiencing high rates of glacier mass loss, primarily due to changes in climate. A research project funded by the Alaska Climate Science Center will develop methods to quantify runoff from watersheds along the Gulf of Alaska, thereby allowing an assessment of impacts on coastal ecosystems.



time, such as drought, wildfire, and human activities like agriculture and urban development. The USGS uses Landsat data to examine land use and land cover change with significant benefits to resource managers. In 2015 and 2016, USGS will release important Landsat science products for climate and natural resource assessments. Included in these are product datasets that illustrate wildfire burned areas, surface water, and snow covered areas for monitoring current and predicting future drought and fire conditions. The new Landsat datasets will enable near real time land cover change detection and analysis and will be accompanied by enhanced data access and delivery services. These capabilities will enable users to retrieve thematic or quantitative information for prescribed areas of interest and periods of time in a format more readily useable in models and decision support systems.

Data Access, Integration, and Application – The Geospatial Platform, a collaborative Internet-based “one stop shop,” facilitates landscape level planning by integrating various data from Federal agencies and partners, such as universities, private organizations, and tribal, State, and local governments. As the managing partner for the Geospatial Platform, Interior leverages 21st century geographic information system tools to transform vast amounts of data on landscapes and resources into useful information to inform land use decisions to help power the future, ensure healthy landscapes, and achieve sustainable supplies of water. Decisions affecting the siting of energy development, water resource allocations, recreation, conservation of habitat, identification of transmission line rights-of-way, mitigation for development activities, and other land uses are increasingly interconnected on an ever changing,

climate impacted landscape. This open data integration effort increases the applicability and value of the information to identify potential land use conflicts earlier, saving time, resources, and litigation expenses. In addition to informing government decisionmakers and geospatial experts, the user community for this information includes emergency response planners, non-governmental organizations, scientists, entrepreneurs, innovators, transit authorities, and meteorologists, to name a few. For example, the GeoPlatform site hosts a map showing the projected rise in sea level along the New York and New Jersey coastlines. This map and related tools could help communities, civic planners, residents, and other stakeholders consider risks from

future sea level rise as they plan for reconstruction following Hurricane Sandy.

Biodiversity Information Serving Our Nation is a national integrated resource for Federal and non-Federal biological occurrence data managed by USGS. The BISON includes more than 168 million records of species occurrences that cover every State, county, and congressional district in the United States. The BISON serves as the U.S. connection to the Global Biodiversity Information Facility and is the biodiversity hub of the EcoINFORMA informatics capability recommended in the July 2011 report on sustaining environmental capital by the President's Council of Advisors on Science and Technology.



Building a 21st Century Department of the Interior

Effective management of Interior requires dynamic and modern strategies to confront major trends, including the likelihood of continued and increasingly constrained funding resources.

*Sally Jewell, Secretary of the Interior
November 14, 2014*

The Obama Administration continues to challenge Federal agencies to make the Nation's government more effective, deliver more to the taxpayers, and manage Federal resources more responsibly. To meet this challenge, agencies are reviewing programs for savings opportunities, eliminating lower priority and underachieving programs, encouraging employees to identify savings opportunities, and investigating new ideas to increase the effectiveness and efficiency of government operations. The Administration's efforts focus on the following strategies with the highest potential to achieve meaningful performance improvement within and across Federal agencies:

- Concentrating on agency top priorities.
- Cutting waste.
- Reforming contracting.
- Closing the information technology gap.
- Promoting accountability and innovation through open government.
- Attracting and motivating top talent.

The Department of the Interior is working aggressively to meet the Administration's challenge on management and performance-based alignment of priorities and resources, and the progress is reflected in the 2016 President's budget.

INFORMATION TECHNOLOGY TRANSFORMATION

One of the most significant undertakings to improve management effectiveness within the Department is the Information Technology Transformation initiative. In December 2010, Secretarial Order No. 3309 directed the transformation of Interior's information technology into an agile, reliable, and cost-effective service that more effectively allows employees to better support Interior's mission.

Interior is in its fourth year of implementing the multi-year IT Transformation initiative and is applying a new business model for consolidated delivery of information technology services. The next phase of Interior's IT Transformation implementation will focus on the following three critical areas.

- *Telecommunications* – provide additional bandwidth for the Enterprise Service Network, allowing bureau and office employees to meet demands for video teleconferencing, better access to cloud services, and increased use of cloud hosting.

-
- *End User Services* – provide a shared directory service environment allowing bureaus to reduce time spent managing their own separate environments and to improve information technology security by consolidating access points.
 - *Information Assurance Operations* – provides continuous diagnostics and mitigation—a service bureaus and offices will use to reliably and quickly understand what is on their network, the security of attached devices, security vulnerabilities that need to be mitigated, and to assist them to detect and respond to intrusions.

The Department's Chief Information Officer is leading these efforts in collaboration with bureau information technology staff. The Department's IT Transformation Executive Steering Committee, a senior team of bureau and departmental management executives, is providing oversight for this effort to ensure a smooth transition. Interior's 2016 Working Capital Fund includes \$5.0 million billed to bureaus and offices to support IT Transformation initiatives. Funding is critically important to support the planning, implementation, operations, and maintenance of new service areas while consolidation, workforce planning, and transition from decentralized hosted services to consolidated, shared hosting services is underway.

CAMPAIGN TO CUT WASTE

The challenging economic situation makes it incumbent upon Federal agencies to emphasize their role as the stewards of taxpayer dollars with responsibility to ensure a high return on spending and intolerance for waste and abuse.

In three separate Executive Orders, President Obama outlined a challenge to Federal agencies to improve performance and reduce waste, fraud, and abuse across government. In response, Interior developed a plan to reduce administrative spending by \$217.0 million by the end of 2013. Between 2010 and 2013, Interior achieved \$308.0 million in savings as compared to 2010 spending levels, exceeding its goal by \$91.0 million.

In 2014 and 2015, Interior's management strategy continues to capitalize on the implementation of Department-wide policy changes in travel and relocation, strategic sourcing, and information technology consolidation. In the 2016 budget, the Department continues to sustain these targeted

administrative cost savings efforts and support the advancement of aggressive organizational solutions to achieve greater savings in the future.

SPACE CONSOLIDATION STRATEGY

The Department established goals and objectives to show improvement in space management. Actions to achieve this goal include facilitating internal bureau co-locations and exploring opportunities for co-location with other Department bureaus wherever possible. A high priority is to reduce the Department's footprint of commercial leased space and to reconfigure space in the Main Interior Building to support higher occupancy and maximize space utilization.

The OMB Memorandum, Promoting Efficient Spending to Support Agency Operations, established policy that requires bureaus and offices to implement action plans to reduce leasing and other costs; maximize and increase efficiency in space utilization; and develop processes and internal controls that ensure effective management of space and space-related budgetary resources. This policy intends to reduce the footprint of Federal space by controlling utilization and spending associated with real property, and requiring bureaus and offices to maintain total square footage of office and warehouse space consistent with 2012 levels.

For 2016, the budget includes \$6.4 million for the Department's Office Consolidation strategy, an increase of \$5.2 million from the 2015 enacted level. The Department is working closely with the General Services Administration to consolidate Washington, D.C. metropolitan area and Denver, Colorado staff into federally owned space. These two locations house nearly 16 percent of all of Interior's employees and could represent a significant reduction in the real estate footprint and future costs.

The modernization of five out of six wings within the Main Interior Building is complete, with the final wing targeted for completion in 2016. Modernization improvements include new heating and cooling systems, fire alarm and sprinkler systems improvements, fire rated stairwells and building egress routes, upgraded wiring and cabling for communications and information technology, improved lighting, a green roof, renovated rest rooms, elevator improvements, and improved energy efficiency and sustainability. In 2016 and beyond, following the completion of the Main Interior Building modernization, Departmental funds will be used

to assist bureaus and offices in the consolidation of employees to reduce rental costs in priority locations including the Washington, D.C. metropolitan area, Denver, Colorado, and Boise, Idaho.

FINANCIAL AND BUSINESS MANAGEMENT SYSTEM

The Financial and Business Management System is a modern, integrated, secure system that supports and facilitates improved management, accountability, and transparency in budget execution, financial management, acquisition and financial assistance, fleet and facilities management, and property management. The system continues to deliver promised improvements in functionality, consistency in reporting, standardized internal controls and processes, and improved data availability. These advances provide the tools necessary for Interior to actively manage its fiscal resources and promote efficient spending to support operations and cut waste. The system successfully supported the Department's clean financial audits, allowed bureaus and offices to conduct quarterly closings and reconciliations, and enabled Interior to terminate the operation of numerous legacy systems. In 2016, the Department will complete its transition of FBMS hosting to a cloud environment.

Interior places a priority on providing high-quality, transparent Federal spending information to the public. The 2016 President's budget includes funding to begin the implementation of requirements and monitoring standards set forth in the Digital Accountability and Transparency Act. The Department's Information Technology and Financial and Business Management communities will evaluate its business management areas for data quality improvements; design and develop changes to policies, procedures, and acquisition workforce training; and monitor DATA Act compliance.

The budget also includes \$3.0 million to establish a Digital Service team that will drive the efficiency and effectiveness of Interior's highest impact digital services.

During 2016, Interior will continue to implement a standardized and integrated Department level budget formulation and performance management tool. The tool will improve data quality and consistency across the Department while decreasing manual processes.

STRATEGIC SOURCING

President Obama's March 4, 2009, Memorandum on Government Contracting calls on Federal agencies to eliminate waste and maximize value achieved from their contracts. The Department continues to identify new opportunities to strengthen and advance its acquisition function. Emphasis is placed on buying smarter and encouraging innovation in contracting to help the agency achieve its mission effectively and reduce the risk of overspending taxpayer resources. The Department actively promotes the use of Federal and Department-wide strategic sourcing initiatives, competition, and use of progressive contracting methods such as reverse auctions. Collectively, these activities promote efficient spending, achieve savings, and improve overall value for the American taxpayer.

In 2012, President Obama issued the Improving Acquisition Through Strategic Sourcing memorandum, which builds on the Administration's successful efforts and establishes a broad strategic sourcing initiative to ensure all agencies manage their acquisitions effectively and, wherever possible, leverage resources to negotiate the best value for the taxpayer. In 2014 and 2015, Interior implemented mandatory use of strategic sourcing vehicles for domestic delivery services and information technology hardware, respectively, to consolidate spending and reduce contract duplication. In 2016 and beyond, the Department will continue to explore other strategic sourcing opportunities for commonly used goods and services. These efforts support government-wide objectives of maximizing the return on investments by consolidating the acquisition and management of commodity goods and services and increasing the use of shared service delivery models.

HUMAN RESOURCES

The Department's 70,000 employees in 2,400 locations across the United States, Puerto Rico, U.S. Territories, and Freely Associated States are critical to protecting and managing the Nation's natural resources and cultural heritage; providing scientific and other information about those resources; and providing services to American Indians, Alaskan Natives, and affiliated island communities. The Department benefits from a knowledgeable workforce that is passionate about Interior's mission, dedicated to public service, highly skilled, and reflective of the diversity of the Nation. Differences in background,

thought, education, and experience contribute to the varied perspectives in the workplace and create a synergy for higher performance and success in the achievement of Interior's mission goals.

Recognizing the vital role of its employees, Interior is investing in efforts to improve employee engagement and strengthen human capital processes, tools, and strategies. As a Department, Interior remains committed to improving its Best Places to Work rating based upon the Federal Employee Viewpoint Survey results.

With a significant number of employees meeting retirement eligibility requirements, it is imperative Interior use all available tools to recruit and retain talented individuals to support its mission. One area of focus is mission-critical energy occupations. Demand for these energy professionals is exceptionally high, and Interior faces intense competition from the private sector. The challenges associated with hiring, training, and retaining staff needed to provide oversight and management of oil and gas operations have been noted by the Government Accountability Office and others.

In an effort to address these energy-related human capital challenges, Interior is pursuing implementation of special salary rates for mission-critical energy occupations located in the oil and gas producing regions of the United States, including the Bakken Oil Fields, Gulf of Mexico, Alaska, and Pacific regions. This effort is the result of an extensive review of Interior's energy occupations, which included analysis of the current Interior energy workforce, recruitment and retention efforts, turnover rates, and the oil and gas industry annual salary levels. These special salary rates will complement the use of recruitment, retention, and relocation incentives and student loan repayments.

On November 17, 2014, the Office of Personnel Management issued the Federal Employees Health Benefits Program Expansion of Eligibility to Certain Employees on Temporary Appointments and Certain Employees on Seasonal and Intermittent Schedules rule that expands eligibility for enrollment under the Federal Employee Health Benefits Program to certain temporary, seasonal, and intermittent employees by January 2015. In support of this effort, the Department developed a model to estimate the number of employees who would accept the new coverage and the estimated cost to the Federal government. The budget reflects \$23.3 million in support of this expansion for 2016.

To connect young people with the land and inspire them to play, learn, serve, and work outdoors and to address the growing disconnect between young people and the outdoors, Interior developed strategies to promote public-private partnerships and collaborative efforts across all levels of government. The result will maximize opportunities for youth through visitor and educational programs, partnerships, volunteerism, and employment. These efforts can be leveraged through social media and technological enhancements to expand opportunities for travel, tourism, and life-long learning.

BUSINESS AND TRADE REORGANIZATION PROPOSAL

The President is again asking Congress to revive an authority enabling him to submit fast-track proposals to reorganize or consolidate Federal programs and agencies in order to reduce the size of government or cut costs. The 2016 budget includes a variety of proposed reforms across government designed to drive efficiency and accountability, prevent duplication, and make government work better and smarter for the American people. One of the reorganizations the President will propose with this authority reiterates his previous proposal to consolidate Federal business and trade programs into one more efficient and effective department dedicated to promoting U.S. competitiveness, exports, and American businesses and jobs.

The proposal will integrate the six Federal agencies that focus primarily on business and trade, along with other related programs. These include the Department of Commerce's core business and trade functions, Small Business Administration, Office of the U.S. Trade Representative, Export-Import Bank, Overseas Private Investment Corporation, and U.S. Trade and Development Agency, as well as rural business programs at the Department of Agriculture, Treasury's Community Development Financial Institution Program, and statistical agencies at the Department of Labor and National Science Foundation. To strengthen the new Department's focus on business and economic growth, the National Oceanic and Atmospheric Administration will be consolidated into the Department of the Interior, strengthening stewardship and conservation efforts and enhancing scientific resources. The budget schedules for these agencies and programs continue to reflect them in their current alignment.



Legislative Proposals and Offsetting Collections

Investments in our shared outdoor heritage make sense not only for our land, water, and wildlife, but they make sense for our economy.

*Sally Jewell, Secretary of the Interior
July 8, 2014*

The 2016 President's budget includes a suite of legislative and offsetting collection proposals affecting spending, revenues, and available budget authority that require action by the Congressional authorizing committees. These mandatory proposals address a range of Administration priorities, from investing in high-priority conservation and recreation programs to achieving a fair return to the American taxpayer from the sale of Federal resources and reducing unnecessary spending. The 2016 budget includes seven spending proposals with \$15.2 billion in estimated outlays over the next decade. This spending is partially offset by revenue and savings proposals estimated to reduce outlays from the Treasury by more than \$5.6 billion over the next decade.

NEW PROPOSALS

Bureau of Indian Affairs Contract Support Costs – The budget includes a legislative proposal to reclassify the existing Contract Support Costs program from current to mandatory beginning in fiscal year 2017. Congress requested that both BIA and the Indian Health Service consult with Tribes to develop a long-term approach to funding contract support costs. The leading tribal recommendation was to provide funding for contract support costs as a mandatory appropriation. Beginning the reclassification in 2017 will allow time for tribal consultation in 2016 on operational details. The budget proposes to adjust the discretionary budget caps to reflect the reclassification. The estimate for projected BIA program growth, above the discretionary cap amount, totals \$105.0 million for 2017-2019 and will be treated as a Statutory Pay-As-You-Go Act of 2010 cost for the authorizing legislation. New contract support cost

estimates will be provided on a three-year cycle as part of the reauthorization process.

Coal Abandoned Mine Lands Reform – The budget proposes to allocate a portion of the remaining unappropriated balance of the AML Fund to target the cleanup and redevelopment of AML sites and AML coal mine polluted waters in a manner that facilitates sustainable revitalization in economically depressed coalfield communities. The proposal will provide \$1.0 billion over five years to States based on AML program and economic eligibility factors—such as the unemployment rate of coal mining regions—and remaining priority coal problems, including abandoned mine drainage, where reclamation linked to job creating economic development strategies will help revitalize impacted communities.

Gulf of Mexico Energy Security Act – The Gulf of Mexico Energy Security Act of 2006 opened some additional areas in the Gulf of Mexico for offshore oil and gas leasing, while maintaining moratoria on activities east of the Military Mission Line and within certain distances from the coastline of Florida. The Act provides that 37.5 percent of Outer Continental Shelf revenues from certain leases be distributed to just four coastal States—Alabama, Louisiana, Mississippi, and Texas—and their local governments based on a complex allocation formula. Under the Administration's all-of-the-above energy strategy, domestic energy production has grown each year. Offshore, the Department has made 60 million acres available for development in the past three lease sales alone. The Administration is committed to ensuring American taxpayers receive a fair return from the sale of public resources and taxpayers through-

out the Country benefit from the development of offshore energy resources owned by all Americans.

The Administration proposes to work with the Congress on legislation to redirect funds currently allocated to GOMESA revenue-sharing payments to select States from Gulf of Mexico oil and gas leases. The Administration proposes to redirect these payments, which are set to expand substantially starting in 2018, to programs that provide broad natural resource, watershed and conservation benefits to the Nation, help the Federal government fulfill its role of being a good neighbor to local communities, and support other national priorities. Such programs could include the Land and Water Conservation Fund, Payments in Lieu of Taxes, State and Tribal Wildlife Grants, Federal coastal restoration and resilience programs, and other national priorities.

United Mineworkers of America Pension Reform – The budget proposes to better provide for retired coal miners and their families by revising the formula for general fund payments to the 1993 UMWA Health Benefit Plan. The new formula will consider all beneficiaries enrolled in the plan as of enactment, as well as those retirees whose health benefits were denied or reduced as the result of a bituminous coal industry bankruptcy proceeding commenced in 2012. Additionally, the proposal will transfer funds through the Pension Benefit Guaranty Corporation to the trustees of the 1974 UMWA Pension Plan to ensure the plan's long-term solvency. The plan, which covers more than 100,000 mineworkers, is underfunded and approaching insolvency. The new formula will provide an additional \$363.0 million to the UMWA in 2016 and \$3.9 billion over 10 years.

CONTINUED PROPOSALS

Land and Water Conservation Fund – The 2016 budget proposes \$900.0 million in current and mandatory funding in 2016 and, beginning in 2017, \$900.0 million in annual mandatory funding for the Departments of the Interior and Agriculture programs funded out of the Land and Water Conservation Fund. In 2016, the budget proposes a transition year in which \$900.0 million in total LWCF funding is requested, composed of \$500.0 million in mandatory and \$400.0 million in current funding, shared by both Interior and Agriculture.

National Parks and Public Lands Centennial – The Centennial initiative proposes \$500.0 million a year

for three years or \$1.5 billion in mandatory funding beginning in 2016 for the following programs: \$100.0 million a year for a National Park Service Centennial Challenge to leverage private donations; \$300.0 million a year for NPS deferred maintenance; and \$100.0 million a year for a Public Lands Centennial Fund, which will competitively allocate funds for projects on public lands. Interior's public lands bureaus and Agriculture's Forest Service will identify projects that enhance visitor services and outdoor recreation opportunities, restore lands, repair facilities, and increase energy and water efficiency. The availability of mandatory funding to address deferred maintenance and other conservation projects will allow these agencies to plan ahead more efficiently to achieve significant results. Stable and predictable funding streams will allow projects to be appropriately scheduled and phased for effective project delivery and completion from a capital investment standpoint.

Federal Land Transaction Facilitation Act – The Administration proposes to reauthorize this Act that expired on July 25, 2011, to allow lands identified as suitable for disposal in recent land use plans to be sold using this authority. The sales revenue will be used to fund the acquisition of environmentally sensitive lands and to cover the Bureau of Land Management administrative costs associated with conducting the sales.

Recreation Fee Program – The 2016 budget proposes legislation to permanently authorize the Federal Lands Recreation Enhancement Act, which was extended by P.L. 113-235 through September 30, 2016. The program currently brings in an estimated \$281 million in recreation fees annually under this authority and uses them to enhance the visitor experience on Federal land recreation sites. In addition, as a short-term alternative to proposed legislation for long-term reauthorization, the 2016 budget proposes appropriations language to further extend authorization for the Federal Lands Recreation Enhancement Act through September 30, 2017.

Federal Oil and Gas Reforms – The 2016 budget includes a package of legislative reforms to bolster and backstop administrative actions being taken to reform management of Interior's onshore and offshore oil and gas programs, with a key focus on improving the return to taxpayers from the sale of these Federal resources and on improving transparency and oversight. Proposed statutory and administrative changes fall into three general categories: advancing royalty reforms, encouraging

diligent development of oil and gas leases, and improving revenue collection processes.

Royalty reforms include evaluating minimum royalty rates for oil, gas, and similar products, adjusting the onshore royalty rate, analyzing a price-based tiered royalty rate, and repealing legislatively mandated royalty relief. Diligent development requirements include shorter primary lease terms, stricter enforcement of lease terms, and monetary incentives to get leases into production through a new per-acre fee on nonproducing leases. Revenue collection improvements include simplification of the royalty valuation process, elimination of interest accruals on company overpayments of royalties, and a permanent repeal of Interior's authority to accept in-kind royalty payments. Collectively, these reforms will generate roughly \$2.5 billion in revenue to the Treasury over ten years, of which nearly \$1.7 billion will result from statutory changes. Many States also will benefit from higher Federal revenue-sharing payments as a result of these reforms.

Palau Compact – On September 3, 2010, the U.S. and the Republic of Palau successfully concluded the review of the Compact of Free Association and signed a 15-year agreement. The Compact provides economic assistance to Palau and reaffirms the close partnership between the U.S. and Palau, including exclusive military access to Palau's strategically located waters through 2024. Under the agreement, Palau committed to undertake economic, legislative, financial, and management reforms. Mandatory funding for the Compact expired at the end of 2009; however current appropriations have been provided in the interim. The 2016 budget assumes authorization of mandatory funding for the Compact in 2015 to strengthen the foundations for economic development in Palau by developing public infrastructure and improving health care and education. Compact funding will also undertake infrastructure projects designed to support Palau's economic development efforts. Palau has a strong track record of supporting the U.S. and access to its location is linked to the Pacific national security strategy and U.S. operations on Kwajalein Atoll. The cost for this proposal for 2016-2024 is \$163.0 million.

Payments in Lieu of Taxes – The Consolidated and Further Continuing Appropriations Act of 2015 provides \$372.0 million in current funding and the National Defense Authorization Act for Fiscal Year 2015 provides mandatory funding of \$33.0 million in 2015 and \$37.0 million in 2016. The 2016 budget

proposes to extend PILT mandatory funding for one additional year, while a sustainable long-term funding solution is developed for the program. The proposal assumes extension of the PILT payment formula, which is based on a number of factors, including the amount of Federal land within an eligible unit of local government, its population, and certain other Federal payments the local government may receive. The cost of a one-year extension of the PILT program is estimated to be \$452 million in 2016.

Reclamation of Abandoned Hardrock Mines – The 2016 budget continues the legislative proposal to create an Abandoned Mine Lands Program for abandoned hardrock sites. The program will be financed through the imposition of a new AML fee on hardrock production on both public and private lands estimated to generate \$1.8 billion through 2025. The BLM will distribute the funds through a set allocation to reclaim the highest priority hardrock abandoned sites on Federal, State, tribal, and private lands.

Reform Hardrock Mining on Federal Lands – The 2016 budget continues the legislative proposal to institute a leasing program under the Mineral Leasing Act of 1920 for certain hardrock minerals, including gold, silver, lead, zinc, copper, uranium, and molybdenum, currently covered by the General Mining Law of 1872 and administered by BLM. After enactment, mining for these metals on Federal lands will be governed by the new leasing process and subject to annual rental payments and a royalty of not less than five percent of gross proceeds. Half of the receipts will be distributed to the States in which the leases are located and the remaining half will be deposited in the U.S. Treasury. Existing mining claims will be exempt from the change to a leasing system but will be subject to increases in the annual maintenance fees under the General Mining Law of 1872. Holders of existing mining claims for these minerals, however, could voluntarily convert claims to leases. The Office of Natural Resources Revenue will collect, account for, and disburse the hardrock royalty receipts. The proposal is projected to generate revenues to the U.S. Treasury of \$80 million over ten years, with larger revenues estimated in following years.

Return Coal Abandoned Mine Land Reclamation Fees to Historic Levels – The budget continues a proposal to return AML fees to their historic level, prior to the 2006 amendments to the Surface Mining Control and Reclamation Act. This change to SMCRA lowered the per-ton coal fee companies pay into the

AML Fund. The additional revenue from the higher fees, estimated at \$306 million over ten years, will be used to reclaim high priority abandoned coal mines and reduce a portion of the over \$4 billion needed to address remaining dangerous coal AML sites nationwide. Reclamation fees are currently 28 cents per ton of surface mined coal. This proposal will return the fee to 35 cents per ton, the same level that coal operators paid prior to 2007.

Termination of Abandoned Mine Land Payments to Certified States – The 2016 budget continues a proposal to terminate the unrestricted payments to States and Tribes certified for completing their coal reclamation work. These payments can be used for general purposes and are no longer required for abandoned coal mine lands reclamation. This proposal terminates all such payments with estimated savings of \$224 million over the next ten years.

Termination of Geothermal Energy Payments to Counties – The 2016 budget proposes to repeal Section 224(b) of the Energy Policy Act of 2005 to permanently discontinue payments to counties and restore the disposition of Federal geothermal leasing revenues to the historical formula of 50 percent to the States and 50 percent to the Treasury. The Energy Policy Act of 2005 changed the distribution beginning in 2006 to direct 50 percent to States, 25 percent to counties, and for a period of five years, 25 percent to a BLM Geothermal Steam Act Implementation Fund. The allocations to the BLM geothermal fund were discontinued a year early through a provision in the 2010 Interior Appropriations Act. The repeal of Section 224(b) is estimated to result in savings of \$47.0 million over ten years.

Bureau of Land Management Foundation – The 2016 budget continues the proposal to establish a congressionally chartered National BLM Foundation. This Foundation will leverage private funding to support public lands, achieve shared outcomes, and focus public support on the BLM mission. The Foundation will be established as a charitable, non-profit organization to benefit the public by protecting and restoring the BLM natural, cultural, historical, and recreational resources for future generations. The National BLM Foundation will be similar to other existing foundations that benefit Federal programs, including the National Park Foundation, the National Fish and Wildlife Foundation, and the National Forest Foundation.

Migratory Bird Hunting and Conservation Stamp Act—Duck Stamp – The passage of the Federal Duck Stamp Act of 2014 raised the price of a Duck Stamp for the first time in more than 20 years. To provide greater stability in the future, the budget includes a legislative proposal to provide the Secretary limited authority to increase the price of a Duck Stamp, with the approval of the Migratory Bird Conservation Commission, to keep pace with inflation.

WILDLAND FIRE SUPPRESSION DISASTER CAP ADJUSTMENT

The 2016 budget proposes to amend the Balanced Budget and Emergency Deficit Control Act to establish a new framework for funding Fire Suppression Operations to provide stable funding for fire suppression, while minimizing the adverse impacts of fire transfers on the budgets of other programs. Under this new framework, the 2016 budget request covers 70 percent of the 10-year suppression average within the domestic discretionary cap or \$268.6 million for the Department of the Interior. This base level ensures the cap adjustment will only be used for the most severe fire activity since one percent of the fires cause 30 percent of the costs. Only extreme fires that require emergency response or are near urban areas or activities during abnormally active fire seasons—which rightly should be considered disasters—will be permitted to be funded through the adjustment to the discretionary spending limits. For 2016, the request for the budget cap adjustment for the Department is \$200.0 million. The cap adjustment does not increase overall spending, as the ceiling for the existing disaster relief cap will be reduced by the same amount as the increase required for fire suppression.

OFFSETTING COLLECTION PROPOSALS

The budget includes several proposals to collect or increase various fees, so that industry shares some of the cost of Federal permitting and regulatory oversight. Also included is a proposal to recover costs from anyone who damages a national wildlife refuge.

New Fee for Onshore Oil and Gas Inspections – Through appropriations language, the Department proposes to implement inspection fees in 2016 for onshore oil and gas activities subject to inspection by BLM. The proposed inspection fees are expected

to generate \$48.0 million in 2016, \$6.9 million more than the 2015 enacted program level, thereby expanding the capacity of BLM's oil and gas inspection program. The fees are similar to those already in place for offshore operations and will support Federal efforts to increase production accountability, safety, and environmental protection.

Grazing Administrative Fee—The budget proposes a new grazing administrative fee to offset costs to administer the program. The budget proposes a fee of \$2.50 per animal unit month. The BLM proposes to implement this fee through appropriations language on a pilot basis. Interior estimates the fee will generate \$16.5 million in 2016, more than

offsetting a decrease of \$3.1 million in appropriated funds in the Rangeland Management program. The net increase of \$13.4 million in funding resources will assist BLM in processing backlogged grazing permits. During the period of the pilot, BLM will work to promulgate regulations to continue this cost recovery fee administratively, once the pilot expires.

National Wildlife Refuge Damage Cost Recovery—The 2016 budget includes appropriations language to authorize the Fish and Wildlife Service to retain recoveries for the cost to restore or replace damaged habitat from responsible parties. This is parallel to authorities provided to NPS for damages to national parks and monuments.

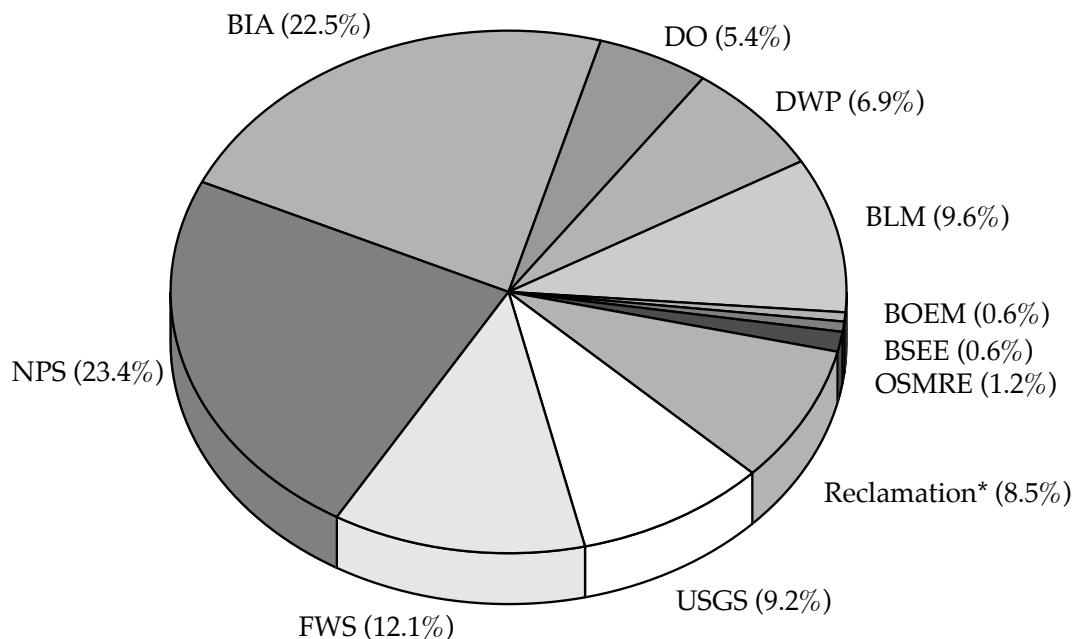
BUREAU HIGHLIGHTS



BUREAU HIGHLIGHTS

This section summarizes the budget requests of the bureaus and offices of the Department, comparing the 2016 request to the 2015 enacted level. The graph below and the tables on the following pages show the allocation of the proposed 2016 budget authority to the bureaus and offices. Additional details on the Department's budget authority can be found in Appendix A.

FISCAL YEAR 2016 CURRENT APPROPRIATIONS



BLM	1,246	Reclamation*	1,106	NPS	3,048
BOEM	74	USGS	1,195	BIA	2,925
BSEE	82	FWS	1,576	DO	696
OSMRE	160	(in millions of dollars)		DWP	899

* Includes Central Utah Project Completion Act

CURRENT BUDGET AUTHORITY BY BUREAU

(in millions of dollars)

<u>Bureau</u>	<u>2014 Actual</u>	<u>2015 Enacted</u>	<u>2016 Request</u>	<u>Change</u>
<i>Current Budget Authority</i>				
Bureau of Land Management.....	1,126	1,139	1,246	+108
Bureau of Ocean Energy Management	69	72	74	+2
Bureau of Safety and Environmental Enforcement.....	88	81	82	+1
Office of Surface Mining Reclamation and Enforcement.....	150	150	160	+10
U.S. Geological Survey.....	1,032	1,045	1,195	+150
Fish and Wildlife Service	1,450	1,445	1,576	+131
National Park Service	2,577	2,615	3,048	+433
Bureau of Indian Affairs.....	2,531	2,601	2,925	+323
Departmental Offices				
Office of the Secretary - Departmental Operations.....	265	265	328	+63
Insular Affairs.....	102	102	103	+1
Office of the Solicitor	66	66	70	+4
Office of Inspector General.....	51	50	52	+2
Office of the Special Trustee for American Indians.....	140	139	143	+4
<i>Subtotal, Departmental Offices</i>	<i>624</i>	<i>623</i>	<i>696</i>	<i>+73</i>
Department-wide Programs				
Payments in Lieu of Taxes.....	0	372	0	-372
Central Hazardous Materials.....	10	10	10	0
Wildland Fire Management.....	800	805	805	+1
FLAME Wildfire Suppression Reserve Account	42	92	0	-92
Natural Resource Damage Assessment and Restoration.	6	8	9	+1
Working Capital Fund.....	57	57	74	+17
<i>Subtotal, Department-wide Programs</i>	<i>915</i>	<i>1,344</i>	<i>899</i>	<i>-444</i>
Bureau of Reclamation	1,247	1,130	1,099	-31
Central Utah Project Completion Act	9	10	7	-3
Total Current Budget Authority	11,818	12,255	13,007	+753
Adjustments for M-Savers.....	-45	0	0	0
Adjustments for Mandatory Current Accounts	-62	-63	-61	+2
Adjustment for Discretionary Receipts Offsets.....	-63	-81	-74	+7
Total Net Discretionary	11,649	12,111	12,873	+762

TOTAL BUDGET AUTHORITY BY BUREAU

(in millions of dollars)

<u>Bureau</u>	<u>2014 Actual</u>	<u>2015 Enacted</u>	<u>2016 Request</u>	<u>Change</u>
<i>Total Budget Authority</i>				
Bureau of Land Management.....	1,282	1,321	1,538	+216
Bureau of Ocean Energy Management	69	72	74	+2
Bureau of Safety and Environmental Enforcement.....	88	81	82	+1
Office of Surface Mining Reclamation and Enforcement.....	574	550	1,087	+536
U.S. Geological Survey	1,034	1,082	1,196	+114
Fish and Wildlife Service	2,821	2,888	2,966	+78
National Park Service	3,078	3,121	4,208	+1,087
Bureau of Indian Affairs.....	2,642	2,713	3,035	+322
<i>Departmental Offices</i>				
Office of the Secretary - Departmental Operations.....	2,461	2,163	2,399	+236
Insular Affairs.....	659	597	644	+47
Office of the Solicitor.....	66	66	70	+4
Office of Inspector General.....	51	50	52	+2
Office of the Special Trustee for American Indians.....	214	220	227	+7
<i>Subtotal, Departmental Offices</i>	<i>3,450</i>	<i>3,096</i>	<i>3,393</i>	<i>+295</i>
National Indian Gaming Commission.....	15	18	19	+1
<i>Department-wide Programs</i>				
Payments in Lieu of Taxes	437	405	489	+84
Central Hazardous Materials	10	10	10	0
Wildland Fire Management.....	800	805	805	+1
FLAME Wildfire Suppression Reserve Account	42	92	0	-92
Natural Resource Damage Assessment and Restoration.	65	152	104	-48
Working Capital Fund.....	57	91	74	-17
<i>Subtotal, Department-wide Programs</i>	<i>1,412</i>	<i>1,555</i>	<i>1,483</i>	<i>-72</i>
Bureau of Reclamation	1,398	1,245	1,216	-29
Central Utah Project Completion Act	22	19	14	-5
Total Budget Authority	17,885	17,762	20,309	+2,547

Note: Includes current and permanent authority. Includes enacted transfers.



BUREAU OF LAND MANAGEMENT

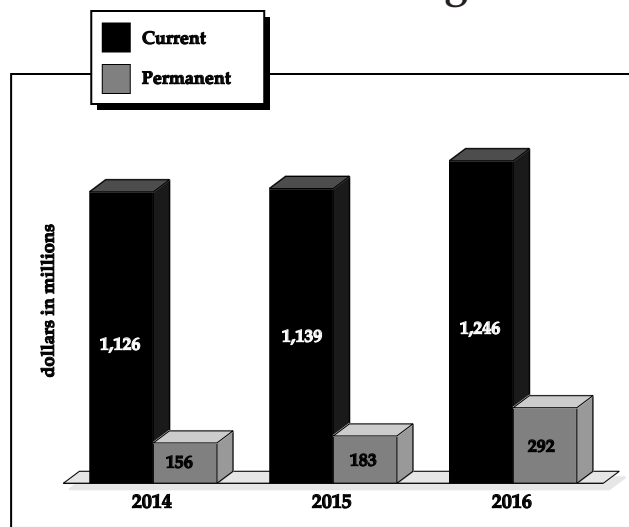
Mission – The Bureau of Land Management’s mission is to sustain the health, diversity, and productivity of the public lands for the use and enjoyment of present and future generations.

Budget Overview – The 2016 BLM budget for current appropriations is \$1.2 billion, an increase of \$107.6 million over the 2015 enacted level. The budget proposes \$1.1 billion for the Management of Lands and Resources appropriation and \$107.7 million for the Oregon and California Grant Lands appropriation, BLM’s two operating accounts. This represents a net increase of \$91.4 million above the 2015 enacted level for these two accounts. The 2016 budget continues to prioritize high priority initiatives such as America’s Great Outdoors, Powering Our Future, and conservation and restoration of the West’s sage steppe ecosystem. The BLM estimates staffing will equal 9,862 full time equivalents in 2016, an increase of 117 FTE from the 2015 level.

America’s Great Outdoors – The 2016 BLM budget includes increases to enhance recreational experiences for visitors to BLM lands, while at the same time bolstering the economic and social health of hundreds of local communities where vitality is dependent on a thriving recreation and tourism sector. The budget includes a \$6.6 million program increase in the Recreation Resources Management program to enable BLM to accelerate and strengthen implementation of its National Recreation Strategy–Connecting with Communities. The funds will enable BLM to more aggressively develop partnerships with communities and service providers to encourage recreational opportunities on the public lands. Among other things, the additional resources will be used to address safety needs, provide better signage and interpretive exhibits, meet accessibility standards at 26 BLM Visitor Centers, and implement the Mountain Bike Action Plan with national partners.

The BLM’s National Conservation Lands, also known as the National Landscape Conservation System, encompass signature landscapes, which includes some of America’s finest natural and cultural treasures. Yet, despite their codification in law and growing popularity, the system

BLM Funding



of national monuments and national conservation areas is still undercapitalized. These units lack sufficient staff and financial resources to adequately protect their valuable natural and cultural resources and maximize their recreational potential. The 2016 request seeks to rectify this problem with a program increase of \$11.2 million. The funds will enable BLM to address staffing shortages to better accommodate the increased workload and responsibilities that have accompanied the addition of nine new units since 2009. The new funding will address the backlog of facilities and operational maintenance needs, enhance inventory and monitoring and protection of the values for which the units were designated, and expand and improve visitor services to accommodate the growing demand at these units while continuing to ensure public safety. The 2016 budget also includes an internal transfer of \$5.0 million to the National Conservation Lands from other various subactivities. The National Conservation Lands budget activity has not been rebaselined since it was initially established in 2009.

The goals of America’s Great Outdoors will also be advanced by a program increase of \$2.0 million in Cultural Resources Management. The funds will enhance the BLM capacity to preserve and protect the vast

BUREAU OF LAND MANAGEMENT FACTS

- Established in 1946 through consolidation of the General Land Office and U.S. Grazing Service.
- Administers more land than any other Federal agency, managing and conserving resources for multiple use and sustained yield on more than 247 million surface acres of public land, including the following: energy and mineral development of both conventional and renewable resources; timber production; domestic livestock grazing; outdoor recreation; rights-of-way; fish and wildlife conservation; and conservation of natural, historical, cultural, and other resources on public lands.
- Responsible for onshore subsurface mineral estate development on 700 million acres.
- Manages the National Conservation Lands, including 20 national monuments, 21 national conservation areas and similarly designated areas, and 221 wilderness areas.
- In 2014, over 10,000 employees and over 30,000 volunteers worked to conserve and protect the natural and cultural resources on the public lands and provide recreational and interpretative opportunities and programs.

treasure of heritage resources on public lands, moving from a compliance-driven support program to one that is more capable of addressing large scale, cross-jurisdictional projects.

The 2016 budget also includes increases for programs funded through the Land and Water Conservation Fund, a vital component of the America's Great Outdoors initiative. The 2016 budget proposal includes a total of \$93.4 million for BLM land acquisition, including \$38.0 million in requested current appropriations and \$55.4 million in permanent funding. The 2016 request for the land acquisition program builds on efforts started in 2011 to strategically invest in interagency landscape scale conservation projects while continuing to meet agency specific programmatic needs. The Department of the Interior and the U.S. Forest Service jointly developed a process to coordinate land acquisitions with government and local community partners to achieve high priority shared conservation goals. The budget includes a total of \$49.5 million for Collaborative Landscape Projects, including \$19.9 million in current funding and \$29.6 million in permanent funding. A total of \$10.0 million is also proposed to improve access to lands for recreational hunting and sportsmen, composed of \$4.0 million in current funding and \$6.0 million in permanent funding.

Powering Our Future –The 2016 President's budget includes important increases critical to BLM's ability to effectively manage onshore oil and gas development on Federal lands. The 2016 budget for oil and gas management activities, including the request for direct and fee-funded appropriations and estimated permanent appropriations, represents an increase of \$29.1 million in total program resources over the 2015 enacted level.

The BLM continues to emphasize providing timely access to the Nation's onshore oil and natural gas resources. Permanent funds provided in the 2015 National Defense Authorization Act and additional current appropriations requested in the 2016 budget will enhance the bureau's ability to process Applications for Permits to Drill more quickly and efficiently despite the increased complexity and technical challenges involved in today's oil and gas operations. The NDAA provides for a 10-year authorization of APD processing fees, adjusted each year for inflation, which will replace the fee currently provided through annual appropriations language. The NDAA sets the fee at \$9,500 in 2016, an increase of \$3,000 over the 2015 APD fee of \$6,500. This will generate an estimated \$47.5 million in APD fee revenues, \$15.0 million more than the \$32.5 million provided for in the 2015 appropriations bill. However, of this amount, only 85 percent or \$40.4 million is available for BLM use to expand its APD processing capacity. The budget includes the remaining \$7.1 million in estimated APD fee revenues. In addition, the 2016 BLM budget includes an additional \$3.0 million to enhance the capacity of BLM's permit processing project offices. The NDAA also permanently extends BLM access to the pilot office funding authorized under Section 365 of the Energy Policy Act of 2005. In the absence of the NDAA provision, BLM's authority to use the lease rental revenues deposited into the Permit Processing Improvement Fund would have expired at the end of 2015.

Under BLM's land use planning process and reformed oil and gas leasing policy, it is ensuring lease stipulation consistency, performing Master Leasing Plan analyses, and implementing a more thorough lease parcel review process. The 2016 BLM budget includes an increase of \$5.8 million to accelerate the development and completion of master leasing plans. The MLP process

supports goals to streamline infrastructure permitting and implement the Department's landscape scale mitigation strategy by enabling BLM to take a focused landscape level approach to provide increased predictability and encourage the dual objectives of smart development and conservation in resource management plan decisionmaking related to leasing and post leasing development. More specifically, the MLPs examine optimal lease parcel configurations and associated environmental impacts, and identify mitigation strategies and constraints. The analysis accompanying MLPs also allows BLM to more successfully defend against protests, challenges, and litigation.

The 2016 budget proposes to expand and strengthen onshore oil and gas inspections and oversight capability through fees comparable to those assessed for offshore inspections. This funding will help BLM fully implement a risk-based inspection strategy to improve production accountability, safety, and environmental protection of oil and gas operations. The BLM estimates the fee schedule included in the budget will generate \$48.0 million in offsetting collections for the inspection and oversight program, providing an increase of \$6.9 million in program capacity for this critical management responsibility. Through this increased funding, BLM will correct deficiencies identified by the Government Accountability Office in its February 2011 report, which designated Federal management of oil and gas resources, including production and revenue collection, as high risk. The fee system will enable BLM to be more responsive to industry demand and inspection workload while reducing the need for current appropriations that could be directed toward other priority programs.

The BLM oil and gas inspection program will also benefit from the completion of the Automated Fluid Minerals Support System modernization. This system will improve efficiency in managing wells from the permitting stage through the inspection stage, allowing industry to submit permits electronically and BLM to input inspection data directly from the field. The 2016 budget includes a \$4.0 million increase for the final phase of this project, which includes modernizing the system modules associated with risk-based strategies for inspection and enforcement and verification of production volumes.

The 2016 BLM budget maintains funding for Renewable Energy at \$29.4 million, essentially the same as the 2015 enacted level, providing BLM with the resources it needs to continue to aggressively facilitate and support solar, wind, and geothermal energy development on BLM lands.

Complementing the Secretary's Powering Our Future initiative are efforts to facilitate efficient delivery of energy to the markets where it is needed to meet growing

demands. The West's aging electrical infrastructure is an impediment to efficient energy transmission and to maximizing renewable energy development. The BLM has a critical role in expanding electric transmission infrastructure through the issuance of rights-of-way. To support the necessary upgrades needed to improve reliability and increase capacity, the budget includes a program increase of \$5.0 million in the Cadastral, Lands and Realty Management program to enhance BLM's ability to identify and designate energy corridors in low conflict areas and to site high-voltage transmission lines, substations, and related infrastructure in an environmentally sensitive manner.

Sage Grouse Conservation – The 2016 budget request includes an increase of \$45.0 million, to support the increased workload and commitments required as implementation of the greater sage grouse conservation plans ramp up. Since 2013, BLM has been focused primarily on revising or amending 68 resource management plans across 11 States to incorporate stipulations and other measures to ameliorate the effects of development and other disturbances to greater sage grouse habitat as well as the threat posed by invasive species and more frequent fire cycles. While completing this stage of the initiative represents a significant milestone and accomplishment, the effort now progresses into the long-term stage of implementing these plan revisions and amendments, which describe habitat restoration and conservation needs across 27 priority areas.

The requested funds support activities that fall into three broad categories which involve both on-the-ground work and establishing the processes and organizational capability to plan and oversee the effort: managing resource uses in greater sage grouse habitat; restoring and reconnecting greater sage grouse habitat; and assessing, monitoring, and reporting on conditions in priority habitat. All of the efforts will be closely coordinated with those of Federal, State, and local partners. While the immediate impetus for the Greater Sage Grouse Conservation Strategy is to help prevent the future listing of the species for protection under the Endangered Species Act, its goals and benefits are far broader. Restoring and conserving the sage steppe habitat of the interior West is essential to the 350 other species dependent on sagebrush and preserving the local economies and communities that depend on ranching, outdoor recreation and tourism, and other activities. Of the \$45.0 million total increase, \$37.0 million is requested in the Wildlife Management subactivity and \$8.0 million in the newly renamed Resource Management Planning, Assessment, and Monitoring subactivity.

Youth in the Great Outdoors – The 2016 budget includes a total of \$5.0 million for the BLM youth programs and

partnerships, including \$2.5 million in the Soil, Water, and Air Management subactivity and \$2.5 million in the Recreation Resources Management subactivity. These efforts allow BLM to accomplish high priority projects and promote quality experiences and pathways to careers. The BLM will use the increase to put more young Americans to work protecting and restoring public lands, as well as cultural and historical resources. The BLM's strategic focus aligns well with the four pillars of the Secretary's youth platform announced early in 2014 to engage the next generation by providing opportunities to play, learn, serve, and work on public lands.

Management of Lands and Resources – The budget includes a \$5.0 million program increase in the Resource Management Planning subactivity to expand the BLM Assessment, Inventory, and Monitoring program that will support increased data collection and monitoring needs central to the success of high priority landscape management efforts, such as the Western Solar Energy Plan, and the implementation of the plan for the National Petroleum Reserve – Alaska, the Greater Sage Grouse Conservation Strategy, and Secretary Jewell's broader landscape mitigation strategy. As noted above, of the \$45.0 million increase for the Greater Sage Grouse Conservation Strategy, \$8.0 million is requested in this subactivity for assessment and monitoring activities to determine the effectiveness of conservation measures being taken, and support for the underlying adaptive management approach of the initiative. The budget also changes the name of the subactivity to Resource Management Planning, Assessment, and Monitoring to better reflect the critical nature of these data collection, analysis, and management activities. The request for the Resource Management Planning, Assessment, and Monitoring subactivity also includes an increase of \$7.8 million to accelerate implementation of the BLM enterprise geographic information system, which aggregates data and viewing information across boundaries to capture ecological conditions and trends; natural and human influences; and opportunities for resource conservation, restoration, development, and partnering. The BLM geospatial proposal is integrated with Interior's growing enterprise GIS capabilities and serves as a critical component of the Department's corporate geospatial strategy.

In 2016, BLM will continue to provide strong support for landscape level conservation aimed at addressing the adverse impacts of such stressors as climate change. Within the Soil, Water, and Air Management subactivity, the budget maintains funding for Cooperative Landscape Conservation at the 2015 enacted level of \$15.0 million, with the allocation of this funding reflecting the most pressing on-the-ground needs and priorities. The 2016 budget also broadens the scope of BLM programs con-

tributing to the understanding of and preparing for the impacts of a changing climate. A \$10.0 million program increase is requested in the Challenge Cost Share program for BLM to work with non-Federal partners on projects that increase the resilience of landscapes in response to changing climate. A similar increase is proposed in the NPS and Fish and Wildlife Service budgets.

To help address the grazing permit backlog, BLM is taking steps to streamline the permitting process to reduce the cost of processing permits. The 2016 budget also seeks to enhance the BLM capacity for processing permits by instituting a grazing administration fee. A proposed fee of \$2.50 per animal unit month is estimated to generate \$16.5 million in fee collections in 2016, more than offsetting a decrease of \$3.0 million in appropriated funds in the Rangeland Management program. The net increase of \$13.5 million in funding resources will allow BLM to expedite permit renewals. The fee collections will be used to perform tasks directly associated with processing permit applications and renewals.

A \$3.0 million program increase in the Wild Horse and Burro Management program allows BLM to aggressively implement recommendations in the June 2013, National Academy of Sciences report, *Using Science to Improve the BLM Wild Horse and Management Program – A Way Forward*, including expanding ongoing research on population control methods. Curbing reproduction of wild horses on the range and decreasing or eliminating the need to remove excess animals is critical to reining in the costs of this program.

The budget includes a program increase of \$1.3 million in Riparian Management to support the Bureau's ability to pursue a landscape approach to managing BLM vegetation resources, including managing over 150,000 miles of riparian areas and nearly 13 million acres of wetlands. A \$1.5 million program increase in the Soil, Water, and Air Management program will better enable BLM to meet its highest priority needs for Federal and State regulatory requirements and compliance reporting, as well as enhance soil information necessary for project specific planning and emergency stabilization.

The 2016 budget includes \$1.1 million program increases in both Coal Management and Other Mineral Resources Management to develop and expand bureau-wide the Mineral Tracking System that has been piloted in Utah and Wyoming, as recommended by the Interior Office of Inspector General. The MTS will support the automation and tracking of licenses, leases and permitting, and inspection activities, including production verification. The MTS will be used by both BLM and Interior's Office of Natural Resources Revenue. In addition, a \$2.8 million

program increase in the Abandoned Mine Lands program provides support to implement 2016 remediation plan goals at the Red Devil Mine site in Alaska.

The budget includes a \$500,000 program increase for Annual Maintenance Operations Costs to improve the BLM ability to address ongoing maintenance needs. An additional \$4.2 million increase for Deferred Maintenance and Capital Improvements restores program capacity to address the estimated \$600.0 million deferred maintenance backlog. The request for Administrative Support includes a program increase of \$1.0 million to support expanding workload and a program increase of \$2.3 million to cover health benefits for seasonal employees.

Oregon and California Grant Lands – The budget includes \$107.7 million in the Oregon and California Grant Lands account. This includes a decrease of \$3.8 million in Other Forest Resources Management impacting a range of activities, including inventory and monitoring, pre-treatment timber surveys, rangeland health assessments and restoration projects, and activities in support of recreation. A \$3.2 million decrease in the Western Oregon Resource Management Planning program reflects lower funding needs as the program moves to complete the six revised resource management plans.

Land Acquisition – The budget proposes \$93.4 million for BLM Land Acquisition, including \$38.0 million in current appropriations requests and \$55.4 million in permanent funding. The 2016 total represents an increase of \$73.7 million over the 2015 enacted level and the current funding request represents an increase of \$18.3 million over 2015. The current request for line-item acquisition projects is \$10.4 million, which will fund nine core projects in five States. The current request for collaborative projects is \$19.9 million to fund nine collaborative projects in the Upper Rio Grande, High Divide, Rivers of the Chesapeake, and National Trails landscapes. While many of the proposed projects support hunter and angler access, the current request includes \$4.0 million for projects for which the primary purpose is to enhance access for sportsmen and recreational use. The current request also includes \$2.0 million for Acquisition Management and \$1.6 million for Inholdings, Emergencies, and Hardships.

The \$55.4 million proposed as permanent funding includes \$15.3 million for core projects, which will fund five projects in four States, and \$29.6 million for ten collaborative projects in the Upper Rio Grande, High Divide, Rivers of the Chesapeake, National Trails, Florida-Georgia Long Leaf Pine, Pathways to the Pacific, and the Northern Coastal California landscapes. The permanent request also includes \$6.0 million for projects to enhance access for sportsmen and recreational use. The permanent

request includes \$3.0 million for Acquisition Management and \$1.5 million for Inholdings, Emergencies, and Hardships.

LEGISLATIVE PROPOSALS

Bureau of Land Management Foundation – The BLM proposes to establish a congressionally chartered foundation to help link individual Americans to their public lands. The BLM's Foundation will raise private funds to promote BLM's multiple use and sustained yield mission and foster productive partnerships. The Foundation will provide BLM with significant new tools to expand its partnerships and allow the public to support critical programs and activities for which they have a passion, whether that is the Wild Horse and Burro Program, the National Conservation Lands, habitat restoration, or others. Established as a charitable, non-profit organization, the Foundation will benefit the public by protecting and restoring natural, cultural, historic, and recreational resources for future generations. The BLM is unique in that it is the Nation's only large land management agency without a congressionally chartered foundation to support its work. As resource issues broaden and diversify across larger landscapes and include a wider set of constituents, Interior believes this approach will help reach these broader communities and enhance efforts to better engage with the public. Establishing the Foundation will broaden the BLM partnership capabilities to a national scale.

Oil and Gas Management Reforms – The Administration proposes a package of legislative reforms to bolster and backstop administrative actions being taken to reform the management of Interior's onshore and offshore oil and gas programs, with a key focus on improving the return to taxpayers from the sale of these Federal resources and on improving transparency and oversight. Proposed statutory and administrative changes fall into three general categories: advancing royalty reforms, encouraging diligent development of oil and gas leases, and improving revenue collection processes.

Royalty reforms include evaluating minimum royalty rates for oil, gas, and similar products; adjusting onshore royalty rates; analyzing a price-based tiered royalty rate; and repealing legislatively mandated royalty relief. Diligent development requirements include shorter primary lease terms, stricter enforcement of lease terms, and monetary incentives to get leases into production, for example, through a new per-acre fee on nonproducing leases. Revenue collection improvements include simplification of the royalty valuation process, elimination of interest accruals on company overpayments of royalties, and permanent repeal of Interior's authority

to accept in-kind royalty payments. Collectively, these reforms will generate roughly \$2.5 billion in revenue to the Treasury over ten years, of which an estimated \$1.7 billion will result from statutory changes.

Hardrock Mining Reform – The 2016 budget includes two legislative proposals to reform hardrock mining on public and private lands by addressing abandoned mine land hazards and providing a better return to the taxpayer from hardrock production on Federal lands.

The first component of this reform addresses abandoned hardrock mines across the Nation through a new Abandoned Mine Lands fee on hardrock production. Just as the coal industry is held responsible for abandoned coal sites, the Administration proposes to hold the hardrock mining industry responsible for the remediation of abandoned hardrock mines. The legislative proposal will levy an AML fee on uranium and metallic mines on both public and private lands. The proposed AML fee on the production of hardrock minerals will be charged on the volume of material displaced after January 1, 2016. The receipts will be split between Federal and non-Federal lands. The Secretary will disperse the share of non-Federal funds to each State and Tribe based on need. Each State and Tribe will select its own priority projects using established national criteria. The proposed hardrock AML fee and reclamation program will operate in parallel with the coal AML reclamation program as part of a larger effort to ensure the Nation's most dangerous abandoned coal and hardrock AML sites are addressed by the industries that created the problems.

The second legislative proposal institutes a leasing process under the Mineral Leasing Act of 1920 for certain minerals—gold, silver, lead, zinc, copper, uranium, and molybdenum—currently covered by the General Mining Law of 1872. After enactment, mining for these metals on Federal lands will be governed by the new leasing

process and subject to annual rental payments and a royalty of not less than five percent of gross proceeds. Half of the receipts will be distributed to the States in which the leases are located and the remaining half will be deposited in the Treasury. Existing mining claims will be exempt from the change to a leasing system. The proposal also increases the annual maintenance fees under the General Mining Law of 1872 and eliminates the fee exemption for miners holding ten or fewer mining claims. These changes will discourage speculators from holding claims that they do not intend to develop. Holders of existing mining claims for these minerals could voluntarily convert their claims to leases. The Office of Natural Resources Revenue will collect, account for, and disburse the hardrock royalty receipts.

Recreation Fee Program – The 2016 budget proposes legislation to permanently authorize the Federal Lands Recreation Enhancement Act, which was extended by P.L. 113-235 through September 30, 2016. The program currently brings in an estimated \$281 million in recreation fees annually under this authority and uses them to enhance the visitor experience on Federal land recreation sites. In addition, as a short-term alternative to proposed legislation for long-term reauthorization, the 2016 budget proposes appropriations language to further extend authorization for the Federal Lands Recreation Enhancement Act through September 30, 2017.

Reauthorize the Federal Land Transaction Facilitation Act – The 2016 budget proposes to reauthorize the Act, which expired in July 2011 and allow lands identified as suitable for disposal in recent land use plans to be sold using the FLTFA authority. The FLTFA sales revenues will continue to be used to fund the acquisition of environmentally sensitive lands and to cover the administrative costs associated with conducting sales.

Fixed Costs – Fixed costs of \$13.3 million are fully funded.

SUMMARY OF BUREAU APPROPRIATIONS

(all dollar amounts in thousands)

Comparison of 2016 Request with 2015 Enacted

	2015 Enacted		2016 Request		Change	
	FTE	Amount	FTE	Amount	FTE	Amount
Current						
Management of Lands and Resources	5,179	970,016	4,959	1,067,466	-220	+97,450
Land Acquisition.....	10	19,746	10	38,000	0	+18,254
Oregon and California Grant Lands.....	804	113,777	770	107,734	-34	-6,043
Range Improvements	35	9,270	35	10,000	0	+730
Service Charges, Deposits and Forfeitures (Indefinite).....	184	32,465	184	31,050	0	-1,415
Minus SCDF Offset	0	-32,465	0	-31,050	0	+1,415
Miscellaneous Trust Funds (Indefinite)	86	25,759	86	22,930	0	-2,829
Subtotal, Current	6,298	1,138,568	6,044	1,246,130	-254	+107,562
Permanent and Trust						
Miscellaneous Trust Funds	7	2,390	7	2,220	0	-170
Miscellaneous Permanent Payments.....	0	17,239	0	22,169	0	+4,930
Abandoned Wells Remediation Fund.....	0	33,372	0	0	0	-33,372
Land Acquisition.....	0	0	0	55,397	0	+55,397
Permanent Operating Funds						
Operations and Maintenance of Quarters.....	1	669	1	620	0	-49
Federal Lands Recreation Enhancement Act	121	19,653	121	19,183	0	-470
Forest Ecosystems Health and Recovery	48	3,601	48	6,396	0	+2,795
Expenses, Road Maintenance Deposits	10	2,759	10	2,530	0	-229
Timber Sale Pipeline Restoration Fund.....	23	2,218	23	2,180	0	-38
Southern Nevada Land Sales	54	80,249	54	112,640	0	+32,391
Southern Nevada Earnings on Investments.....	0	1,000	0	4,000	0	+3,000
Lincoln County Land Sales.....	7	2,332	7	667	0	-1,665
Interest, Lincoln County Land Sales Act	0	100	0	1,900	0	+1,800
Owyhee Land Acquisition Account	0	712	0	56	0	-656
Silver Saddle Endowment	0	49	0	4	0	-45
Carson City Special Account	0	6	0	0	0	-6
Ojito Land Acquisition Account.....	0	57	0	0	0	-57
Stewardship Contract, Excess Receipts.....	0	32	0	21	0	-11
Navy Petroleum Reserve #2 Lease Revenues.....	2	5	2	5	0	0
Oil and Gas Permit Processing Imp. Fund	155	15,418	430	56,495	+275	+41,077
Federal Land Disposal Account.....	0	0	0	4,800	0	+4,800
White Pine (85 percent special account)	0	240	0	223	0	-17
Washington County, Utah						
Land Acquisition Account	0	732	0	58	0	-674
Subtotal, Permanent Operating Funds	421	129,832	696	211,778	+275	+81,946
Helium Fund.....	49	22,512	49	24,541	0	+2,029
Offsetting Collections	0	-22,512	0	-24,541	0	-2,029
Working Capital Fund.....	25	0	25	0	0	0
Subtotal, Permanent and Trust.....	502	182,833	777	291,564	275	+108,731
Reimbursable and Other FTE.....	2,945	0	3,041	0	+96	0
TOTAL, BUREAU OF LAND MANAGEMENT.....	9,745	1,321,401	9,862	1,537,694	+117	+216,293

HIGHLIGHTS OF BUDGET CHANGES

By Appropriation Activity/Subactivity

APPROPRIATION: Management of Lands and Resources

	2014 Actual	2015 Enacted	2016 Request	Change
Land Resources				
Soil, Water, and Air Management	42,939	43,239	46,755	+3,516
Rangeland Management	79,000	79,000	76,444	-2,556
Grazing Permit Admin Fees	0	0	16,500	+16,500
Grazing Permit Admin Offset	0	0	-16,500	-16,500
Public Domain Forest Management	9,838	9,838	9,980	+142
Riparian Management	21,321	21,321	22,784	+1,463
Cultural Resources Management	15,131	15,131	17,206	+2,075
Wild Horse and Burro Management	77,245	77,245	80,555	+3,310
Subtotal, Land Resources	245,474	245,774	253,724	+7,950
Wildlife and Fisheries Management				
Wildlife Management	52,338	52,338	89,381	+37,043
Fisheries Management	12,530	12,530	12,685	+155
Subtotal, Wildlife / Fisheries Mgmt...	64,868	64,868	102,066	+37,198
Threatened and Endangered				
Species Management	21,458	21,458	21,567	+109
Recreation Management				
Wilderness Management	18,264	18,264	18,559	+295
Recreation Resources Management	48,697	48,697	56,851	+8,154
Subtotal, Recreation Management	66,961	66,961	75,410	+8,449
Energy and Minerals Management				
Oil and Gas Management	80,877	53,183	59,671	+6,488
Permit (APD) Processing Fee	32,500	32,500	7,125	-25,375
Inspections	[38,000]	41,126	48,000	+6,874
Subtotal, Oil and Gas Program	113,377	126,809	114,796	-12,013
Less Offsetting Fees	-32,500	-32,500	-48,000	-15,500
Net Appropriations for Oil and				
Gas Management	80,877	94,309	66,796	-27,513
Coal Management	9,595	9,595	10,868	+1,273
Other Mineral Resources Mgmt	10,586	10,586	11,879	+1,293
Renewable Energy	29,061	29,061	29,356	+295
Subtotal, Energy / Minerals Mgmt	130,119	143,551	118,899	-24,652
Realty and Ownership Management				
Alaska Conveyance and Lands	22,000	22,000	22,220	+220
Cadastral Survey	11,276	0	0	0
Lands and Realty Management	34,382	0	0	0
Cadastral, Lands, and Realty Mgmt	0	45,658	51,252	+5,594
Subtotal, Realty / Ownership Mgmt .	67,658	67,658	73,472	+5,814
Resource Protection and Maintenance				
Resource Management Planning	37,125	38,125	59,341	+21,216
Abandoned Mine Lands	16,687	16,987	19,946	+2,959
Resource Protection / Law Enfrmt	25,325	25,325	25,495	+170
Hazardous Materials Management	15,612	15,612	15,786	+174
Subtotal, Resource Protection / Maint	94,749	96,049	120,568	+24,519

APPROPRIATION: Management of Lands and Resources (continued)

	2014 Actual	2015 Enacted	2016 Request	Change
Transportation and Facilities Maintenance				
Deferred Maintenance	26,995	26,995	31,387	+4,392
Annual Maintenance and Ops Costs....	38,637	38,637	38,942	+305
Subtotal, Trans/Facilities Maint.....	65,632	65,632	70,329	+4,697
Mining Law Administration				
Administration	39,696	39,696	39,696	0
Offsetting Fees	-39,696	-39,696	-39,696	0
Subtotal, Mining Law Admin.....	0	0	0	0
Workforce and Organizational Support				
Information Technology Mgmt.....	25,696	25,696	25,958	+262
Administrative Support	47,127	47,127	50,942	+3,815
Bureau-wide Fixed Costs	92,901	91,010	93,645	+2,635
Subtotal, Workforce/Org. Support...	165,724	163,833	170,545	+6,712
Communications Site Management				
Communications Site Management	2,000	2,000	2,000	0
Offsetting Fees	-2,000	-2,000	-2,000	0
Subtotal, Comm. Site Mgmt	0	0	0	0
Challenge Cost Share.....	2,413	2,413	12,416	+10,003
National Conservation Lands (new name)				
National Monuments and				
National Conservation Areas	31,819	31,819	48,470	+16,651
TOTAL APPROPRIATION	956,875	970,016	1,067,466	+97,450

Detail of Budget Changes

	2016 Change from 2015 Enacted		2016 Change from 2015 Enacted
TOTAL APPROPRIATION	+97,450		
Land Resources.....	+7,950	Internal Transfer to	
Soil, Water, and Air Management	+3,516	National Conservation Lands	-201
Enhance Core Capability	+1,520	Fixed Costs	+324
Youth in the Great Outdoors.....	+2,500	Cultural Resources Management.....	+2,075
Internal Transfer to		Safeguarding Our Irreplaceable Heritage	+2,000
National Conservation Lands.....	-863	Internal Transfer to	
Fixed Costs	+359	National Conservation Lands	-199
Rangeland Management	-2,556	Fixed Costs	+274
Grazing Permit Issuance.....	-2,976	Wild Horse and Burro Management	+3,310
Grazing Permit Administration Fees.....	+16,500	Applied Science - Implementation of	
Grazing Permit Administration Offset.....	-16,500	NAS Recommendations.....	+2,993
Internal Transfer to		Internal Transfer to	
National Conservation Lands.....	-601	National Conservation Lands	-10
Fixed Costs	+1,021	Fixed Costs	+327
Public Domain Forest Management	+142	Wildlife and Fisheries Management.....	+37,198
Internal Transfer to		Wildlife Management	+37,043
National Conservation Lands.....	-38	Implement Sage Grouse Conservation Plans ..	+37,000
Fixed Costs	+180	Internal Transfer to	
Riparian Management	+1,463	National Conservation Lands	-366
Enhance Core Capability	+1,340	Fixed Costs	+409
		Fisheries Management.....	+155

Detail of Budget Changes
Management of Lands and Resources (continued)

	2016 Change from 2015 Enacted		2016 Change from 2015 Enacted
Internal Transfer to		Resource Protection and Maintenance.....	+24,519
National Conservation Lands.....	-35	Resource Management Planning	+21,216
Fixed Costs	+190	Applied Science - Enterprise Geospatial Sys...	+7,800
Threatened and Endangered Species Management	+109	Assessment, Inventory, and	
Internal Transfer to		Monitoring Strategy	+5,000
National Conservation Lands.....	-196	Monitor Sage Grouse Conservation Plans	+8,000
Fixed Costs	+305	Fixed Costs	+416
Recreation Management	+8,449	Abandoned Mine Lands.....	+2,959
Wilderness Management.....	+295	Red Devil Mine Remediation.....	+2,800
Fixed Costs	+295	Fixed Costs	+159
Recreation Resources Management.....	+8,154	Resource Protection and Law Enforcement	+170
National Recreation Strategy	+6,615	Internal Transfer to	
Youth in the Great Outdoors.....	+2,500	National Conservation Lands.....	-100
Internal Transfer to		Fixed Costs	+270
National Conservation Lands.....	-1,615	Hazardous Materials Management	+174
Fixed Costs	+654	Internal Transfer to	
Energy and Minerals Management.....	-24,652	National Conservation Lands.....	-30
Oil and Gas Management	+6,488	Fixed Costs	+204
Encourage Smart Development		Transportation and Facilities Maintenance	+4,697
Through MLPs	+5,757	Deferred Maintenance	+4,392
Enhance Capability of Project Offices.....	+3,000	High Priority Projects.....	+4,240
AFMSS Modernization	+4,000	Fixed Costs	+152
Internal Transfer to		Annual Maintenance and Operation Costs.....	+305
National Conservation Lands.....	-11	Enhance Core Capability	+500
Fixed Costs	+867	Internal Transfer to National	
Shift Permitting Base Funds to 15 percent		Conservation Lands	-686
of APD Fees Authorized by NDAA	-7,125	Fixed Costs	+491
Permitting (APD) Processing Fee Collections.....	-25,375	Workforce and Organizational Support.....	+6,712
Inspections.....	+6,874	Information Technology Management.....	+262
Offsetting Fees	-15,500	Fixed Costs	+262
Coal Management	+1,273	Administrative Support	+3,815
Minerals Tracking System	+1,100	Enhance Core Capability	+1,000
Fixed Costs	+173	Health Benefits	+2,275
Other Mineral Resources Mgmt.....	+1,293	Fixed Costs	+540
Minerals Tracking System	+1,100	Bureau-wide Fixed Costs	+2,635
Fixed Costs	+193	Fixed Costs	+2,635
Renewable Energy.....	+295	Challenge Cost Share.....	+10,003
Fixed Costs	+295	Climate Resilient Landscapes	+10,000
Realty and Ownership Management	+5,814	Fixed Costs	+3
Alaska Conveyance and Lands	+220	National Conservation Lands (new name)	+16,651
Fixed Costs	+220	Secretary's Conservation Vision	
Cadastral, Lands and Realty Management	+5,594	for Excellence.....	+11,181
Transmission Corridors	+5,000	Internal Transfer from Other Subactivities	+5,009
Internal Transfer to		Fixed Costs	+461
National Conservation Lands.....	-58	Subtotals for Changes Across Multiple Subactivities	
Fixed Costs	+652	Applied Science	[+10,793]
		Transfers to National Conservation Lands.....	[-5,009]
		Fixed Costs	[+12,331]

APPROPRIATION: Land Acquisition

	2014 Actual	2015 Enacted	2016 Request	Change
Acquisitions	15,949	16,226	34,384	+18,158
Inholdings, Emergencies, and Hardships	1,616	1,616	1,616	0
Acquisition Management.....	1,898	1,904	2,000	+96
TOTAL APPROPRIATION	19,463	19,746	38,000	+18,254
Fire Repayment	700	0	0	0
TOTAL APPROPRIATION (w/ repayment) .	20,163	19,746	38,000	+18,254

See Appendix C for proposed 2016 land acquisition projects.

Detail of Budget Changes

2016 Change from
2015 Enacted

TOTAL APPROPRIATION	+18,254
Land Acquisitions	+18,158
Acquisition Management Fixed Costs	+96

APPROPRIATION: Oregon and California Grant Lands

	2014 Actual	2015 Enacted	2016 Request	Change
W. Oregon Resources Management	101,423	101,423	95,255	-6,168
W. Oregon Info/Resources Data Sys.....	1,923	1,772	1,786	+14
W. Oregon Transp and Facilities Maint....	10,063	9,517	9,602	+85
W. Oregon Construction/ Acquisition.....	310	312	324	+12
W. Oregon NLCS	748	753	767	+14
TOTAL APPROPRIATION	114,467	113,777	107,734	-6,043

Detail of Budget Changes

2016 Change from
2015 Enacted

2016 Change from
2015 Enacted

TOTAL APPROPRIATION	-6,043		
Western Oregon Resources Management.....	-6,168	Western Oregon Transportation/Facilities Mgmt..	+85
Forest Management.....	+305	Operations and Annual Maintenance	
Fixed Costs	+305	Fixed Costs	+85
Reforestation and Forest Development.....	+172		
Fixed Costs	+172	Western Oregon Construction/ Acquisition.....	+12
Other Forest Resources Management.....	-3,490	Fixed Costs	+12
Reduce Core Capability	-3,753		
Fixed Costs	+263	Western Oregon National Monuments and	
Resource Management Planning	-3,155	National Conservation Areas.....	+14
Reduction in Anticipation of		Fixed Costs	+14
Completion of Plans	-3,175		
Fixed Costs	+20	Subtotals for Changes Across Multiple Subactivities	
		Fixed Costs	[+885]
Western Oregon Information/Resources			
Data System.....	+14		
Fixed Costs	+14		

APPROPRIATION: Range Improvements

	2014 Actual	2015 Enacted	2016 Request	Change
TOTAL APPROPRIATION	9,280	9,270	10,000	+730

APPROPRIATION: Service Charges, Deposit, and Forfeitures

	2014 Actual	2015 Enacted	2016 Request	Change
Rights-of-Way Processing	12,360	16,105	14,690	-1,415
Energy and Minerals Cost Recovery	5,399	5,160	5,160	0
Recreation Cost Recovery	3,655	3,690	3,690	0
Adopt-a-Horse Program	332	380	380	0
Repair of Damaged Lands	4,419	3,420	3,420	0
Cost Recovable Realty Cases	808	830	830	0
Timber Purchaser Expenses	127	60	60	0
Commercial Film and Photography Fees	251	230	230	0
Copy Fees	828	970	970	0
Trans Alaska Pipeline	1,819	1,620	1,620	0
TOTAL APPROPRIATION	29,998	32,465	31,050	-1,415
Offsets	-29,998	-32,465	-31,050	+1,415
TOTAL APPROPRIATION	0	0	0	0

APPROPRIATION: Miscellaneous Trust Funds

	2014 Actual	2015 Enacted	2016 Request	Change
TOTAL APPROPRIATION	24,617	25,759	22,930	-2,829

Mission – The Bureau of Ocean Energy Management manages development of the Nation’s offshore energy and mineral resources in an environmentally and economically responsible way.

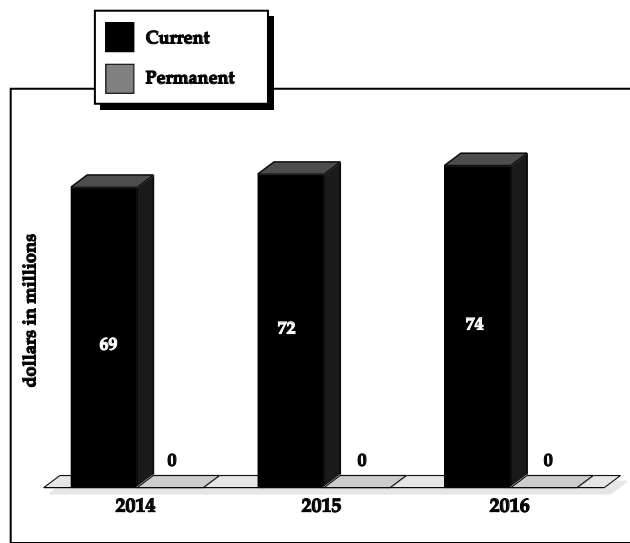
Budget Overview – The 2016 President's budget for BOEM is \$170.9 million, including \$74.2 million in current appropriations and \$96.6 million in offsetting collections from rental receipts and cost recoveries. The Bureau estimates staffing will total 574 full time equivalents in 2016. The 2016 budget reflects an increase in total budget authority of \$1.1 million above the 2015 enacted level. The request of \$74.2 million in appropriated funds is an increase of \$1.8 million above the 2015 level.

The total 2016 estimate of \$96.6 million for offsetting collections is a decrease of \$726,000 from the 2015 estimate. This includes a decrease of \$1.9 million below the 2015 estimate for rental receipts and an increase of \$1.2 million above the 2015 estimate for cost recoveries.

Powering Our Future – The BOEM is responsible for managing development of the Nation’s offshore energy and mineral resources through offshore leasing, resource evaluation, review and administration of oil and gas exploration and development plans, renewable energy development, economic analysis, National Environmental Policy Act analysis, and environmental studies. In addition, BOEM is committed to applying science to decisionmaking through research and rigorous analytical standards, balanced decisionmaking regarding development of domestic offshore conventional and renewable energy resources, and ensuring appropriate consideration of the environment is given in every case.

Ocean Energy Management – The 2016 budget includes \$170.9 million for BOEM’s ocean energy management activities, including renewable, conventional, and environmental activities, an increase of \$1.1 million above the 2015 enacted level. This represents the entirety of BOEM’s program for leasing and management of the Nation’s offshore energy resources.

BOEM Funding



The budget requests \$24.3 million for renewable energy activities, a program decrease of \$33,000 below the 2015 enacted level. Renewable energy development activities include the siting and construction of offshore wind farms on the Outer Continental Shelf, as well as other forms of renewable energy such as wave and current energy. The Energy Policy Act of 2005 authorizes the Secretary, who has delegated to BOEM, the authority to grant leases, easements, or rights-of-way for activities on the OCS that produce or support production, transportation, or transmission of energy from renewable sources.

As part of the President’s “all of the above” energy strategy, BOEM’s renewable energy program is moving the United States toward a sustainable energy future. In January 2015, BOEM offered more than 742,000 acres offshore Massachusetts for commercial wind energy development in a competitive lease sale. To date, BOEM has issued seven commercial wind energy leases offshore in Delaware, Maryland, Massachusetts, Rhode Island, and Virginia; conducted four competitive wind energy lease sales for areas offshore in Maryland, Massachusetts, Rhode

BUREAU OF OCEAN ENERGY MANAGEMENT FACTS

- Protects the environment while ensuring the safe development and fair return for the Nation's offshore energy and marine mineral resources.
- As of January 2015, BOEM administers more than 6,000 active oil and gas leases on nearly 33 million OCS acres. Production from these leases generated \$7.4 billion dollars in leasing revenue for the Federal Treasury and State governments in 2014.
- In 2014, OCS leases provided 519 million barrels of oil and 1,226 billion cubic feet of natural gas to energy markets, accounting for nearly 17 percent of domestic oil production and five percent of domestic natural gas production, almost all of which is produced in the Gulf of Mexico.
- The BOEM decisions and management of OCS oil and gas, marine minerals, and renewable energy development will continue to be informed through the environmental assessments, studies, and partnerships conducted through BOEM's Environmental Programs. Through its environmental assessments and environmental studies, BOEM will continue to integrate science needs across programs and resources in order to effectively and timely inform decisionmakers.

Island, and Virginia; and approved the Construction and Operations Plan for the Cape Wind project offshore Massachusetts. Additionally, BOEM has initiated auction planning for areas offshore New Jersey and is in the planning stages for areas offshore New York, North Carolina, and South Carolina. The Bureau is also making progress on siting demonstration and technology testing projects for marine hydrokinetic and wind energy offshore the Pacific and Atlantic coasts. In June 2014, BOEM issued the first OCS lease for marine hydrokinetic technology testing offshore Florida, and in November 2014, BOEM offered its first transmission right-of-way grant offshore Rhode Island.

The 2016 budget provides \$59.9 million for conventional energy development, a program increase of \$2.9 million above 2015. These funds support high priority offshore oil and gas development activities, including lease sales outlined in BOEM's Five Year OCS Oil and Gas Leasing Program for 2012-2017. Under this program, BOEM held six sales generating over \$2.4 billion in high bids. The BOEM has two additional lease sales scheduled during calendar year 2015.

In January 2015, Secretary Jewell announced the next step in the development of the Nation's Outer Continental Shelf Oil and Gas Leasing Program for 2017-2022. After receiving more than one-half a million comments and hearing from a wide variety of stakeholders and States, the Secretary released the Draft Proposed Program.

The announcement for includes 14 potential lease sales in eight planning areas—ten sales in the Gulf of Mexico, three off the coast of Alaska, and one in a portion of the South and Mid-Atlantic. The Draft Proposed Program will make available areas with high potential for oil

and gas, including nearly 80 percent of the undiscovered technically available resources, while protecting environmental resources and areas that are simply too important to develop.

Within the conventional energy activity, BOEM also manages offshore sand resources for coastal restoration efforts including time-sensitive projects like those needed for the response to Hurricane Sandy. To date, BOEM — and its predecessor the Minerals Management Service — has conveyed the rights to more than 92 million cubic yards of OCS sediment in 46 projects covering seven States and 256.5 miles of coastline. In 2016, BOEM will continue to provide for the sand needs of coastal communities for cyclic and emergency requirements through the identification, leasing, and management of sand resources.

Foundational to BOEM's renewable and conventional energy efforts are its Environmental Programs, for which the 2016 budget requests \$68.0 million, a program decrease of \$1.8 million below 2015. These funds support world class scientific research designed to provide critical information needed to inform policy decisions regarding energy and mineral development on the OCS. This focus on environmental science ensures the integration of applied scientific research and information with the environmental analyses that BOEM conducts in support of programmatic decisions. Through these efforts, BOEM continues to ensure science informed decisionmaking is transparent and accessible. Additionally, BOEM partners with stakeholders to leverage funds to work toward common research interests.

The request proposes to realign BOEM's General Support Services budget activity to better reflect actual administrative costs. In 2016, BOEM proposes to eliminate the GSS

activity, which remains from the MMS legacy organization, and reallocate the funding to the program activities those funds directly support. This is an internal transfer within the base budget, and the revised budget structure will be reflected in 2016 and thereafter. The budget also provides \$18.7 million for Executive Direction activities including executive leadership, bureau-level coordination, and policy formulation.

Federal Oil and Gas Reforms—The Department continues to evaluate and implement reforms initiated subsequent to the Deepwater Horizon blowout and oil spill. The 2016 budget includes a package of legislative reforms to bolster and backstop administrative actions being taken to reform the management of Interior’s onshore and offshore oil and gas programs, with a key focus on improving the return to taxpayers from the sale of these Federal resources and on improving transparency and oversight. Proposed statutory and administrative changes fall into three general categories: advancing royalty reforms, encouraging diligent development of oil and gas leases, and improving revenue collection processes.

Royalty reforms include evaluating minimum royalty rates for oil, gas, and similar products; adjusting the onshore royalty rates; analyzing a price-based tiered royalty rate; and repealing legislatively mandated royalty relief. Diligent development requirements include shorter primary lease terms, stricter enforcement of lease terms, and monetary incentives to get leases into production through a new per-acre fee on non-producing leases. Revenue collection improvements include simplification of the royalty valuation process, elimination of interest accruals on company overpayments of royalties, and a permanent repeal of Interior’s authority to accept in-kind royalty payments. Collectively, these reforms will generate roughly \$2.5 billion in revenue to the Treasury over ten years, of which nearly \$1.7 billion will result from statutory changes.

Fixed Costs – Fixed costs are fully funded and reflect a slight decrease of \$114,000 from the 2015 estimate as a result of reduced working capital fund and rent estimates.

SUMMARY OF BUREAU APPROPRIATIONS (all dollar amounts in thousands)

Comparison of 2016 Request with 2015 Enacted

	2015 Enacted		2016 Request		Change	
	FTE	Amount	FTE	Amount	FTE	Amount
Current						
Ocean Energy Management	552	72,422	574	74,235	+22	+1,813
Subtotal, Current	552	72,422	574	74,235	+22	+1,813
Offsetting Collections	0	97,348	0	96,622	0	-726
TOTAL, BUREAU OF OCEAN ENERGY MGMT. <i>(w/ offsetting collections)</i>	552	169,770	574	170,857	+22	+1,087

HIGHLIGHTS OF BUDGET CHANGES

By Appropriation Activity/Subactivity

APPROPRIATION: Ocean Energy Management

	2014 Actual	2015 Enacted	2016 Request	Change
Renewable Energy				
Appropriation.....	10,799	10,799	11,791	+992
Offsetting Collections	12,857	12,305	12,487	+182
Subtotal, Renewable Energy	23,656	23,104	24,278	+1,174
Conventional Energy				
Appropriation.....	26,680	29,872	34,556	+4,684
Offsetting Collections	22,761	19,761	25,313	+5,552
Subtotal, Conventional Energy	49,441	49,633	59,869	+10,236
Environmental Programs				
Appropriation.....	14,353	17,838	18,096	+258
Offsetting Collections	48,865	47,874	49,949	+2,075
Subtotal, Environmental Programs ..	63,218	65,712	68,045	+2,333
General Support Services				
Appropriation.....	4,642	3,324	0	-3,324
Offsetting Collections	9,678	11,678	0	-11,678
Subtotal, General Support Services ..	14,320	15,002	0	-15,002
Executive Direction				
Appropriation.....	12,526	10,589	9,792	-797
Offsetting Collections	3,730	5,730	8,873	+3,143
Subtotal, Executive Direction	16,256	16,319	18,665	+2,346
Total Appropriation	69,000	72,422	74,235	+1,813
Total Offsetting Collections	97,891	97,348	96,622	-726
TOTAL APPROPRIATION	166,891	169,770	170,857	+1,087

Detail of Budget Changes

	2016 Change from <u>2015 Enacted</u>		2016 Change from <u>2015 Enacted</u>
TOTAL APPROPRIATION	+1,087		
Renewable Energy	+1,174	Environmental Programs (<i>continued</i>)	
Internal Transfer for GSS Realignment	+1,217	Internal Transfer for GSS Realignment	+4,166
Programmatic Reduction	-33	Programmatic Reduction	-110
Fixed Costs	-10	Fixed Costs	-33
Conventional Energy	+10,236	General Support Services.....	-15,002
Risk Management Program	+2,500	Internal Transfer for GSS Realignment	-15,002
Staffing for Increased OCS Activity	+620		
Internal Transfer for GSS Realignment	+7,349	Executive Direction.....	+2,346
Programmatic Reduction	-180	Staffing for Increased OCS Activity.....	+155
Fixed Costs	-53	Internal Transfer for GSS Realignment	+2,270
Environmental Programs	+2,333	Programmatic Reduction	-61
Staffing for Increased OCS Activity	+310	Fixed Costs	-18
Collaborative Efforts on Ecosystem Science.....	+500	Subtotals for Changes Across Multiple Subactivities	
One-Time Funding for		Programmatic Reduction	[-384]
2017-2022 Programmatic EIS.....	-2,500	Fixed Costs	[-114]



BUREAU OF SAFETY AND ENVIRONMENTAL ENFORCEMENT

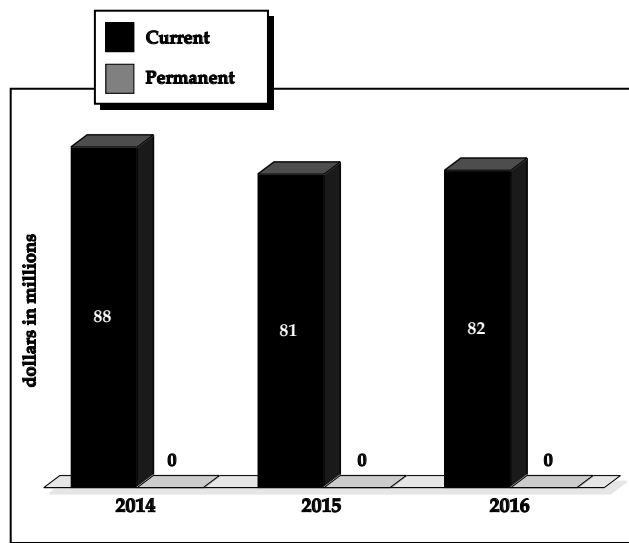
Mission – The Bureau of Safety and Environmental Enforcement works to promote safety, protect the environment, and conserve offshore resources through vigorous regulatory oversight and enforcement.

Budget Overview – The 2016 President's budget for BSEE is \$204.7 million, including \$82.5 million in current appropriations and \$122.2 million in offsetting collections from rental receipts, cost recoveries, and inspection fees. The BSEE estimates staffing will equal 881 full time equivalents in 2016 including 125 FTE to provide shared services Department-wide, which are fully reimbursed from other accounts. The 2016 request is a \$46,000 increase above the 2015 enacted level, including an increase of \$1.4 million in current appropriations and a \$1.4 million decrease in offsetting collections. The total 2016 estimate of \$122.2 million in offsetting collections assumes a decrease of \$1.0 million from the 2015 estimate for rental receipts, a decrease of \$359,000 from the 2015 estimate for cost recoveries, and no change for inspection fee collections. All increases support the Powering Our Future initiative.

Assessing and Managing Risk – The BSEE was established on October 1, 2011, and its purpose is to protect life, property, and the environment by ensuring the safe and responsible development of the Nation's offshore energy resources. The Bureau's continued focus is on safety and goes beyond simple compliance with regulations and toward the adoption, by everyone, of a meaningful safety culture that permeates all offshore activities. The BSEE advocates that every decision and action must be taken with the workers and the environment in mind and risks to both must be appropriately balanced and mitigated.

The BSEE continues to adapt its regulatory approach and oversight as offshore operations continue to expand and move into new environments and require new technologies. Programs have been established that will allow BSEE to identify, evaluate, and promote emerging technologies, which will decrease the risk of offshore oil and gas development while increasing safety for offshore workers. The 2016 – 2019 Strategic Plan will guide BSEE through current and future OCS activities. Strategic goals include inspecting proposed renewable energy projects

BSEE Funding



and evaluating technological advances that allow for deeper drilling at higher temperatures and pressures.

Risk management is an integral component of a safety culture. It is the lens through which BSEE views the interaction between technology, processes, and the human element. It forms the foundation for how BSEE regulates and enforces standards, and it serves as the basic framework through which BSEE approaches safety on the OCS. The BSEE will continue to build upon this framework in 2016 as the Bureau's new Strategic Plan is implemented.

Powering Our Future Initiative – In March 2011, President Obama released his Blueprint for a Secure Energy Future that includes a three-part strategy to produce more energy with domestic resources, reduce reliance on foreign energy sources, and lead the development of clean alternative fuels, all with improved efficiency.

The 2016 BSEE budget fully supports the President's Blueprint by ensuring development of the Nation's vast offshore energy resources is conducted in a safe and environmentally responsible manner. Funds will be used to recruit expert engineers, scientists, and oil spill

BUREAU OF SAFETY AND ENVIRONMENTAL ENFORCEMENT FACTS

- Established October 1, 2011.
- Conducts more than 21,000 inspections per year to ensure the safe and environmentally responsible operation of nearly 2,500 offshore oil and gas drilling and production facilities.
- Operates the largest facility in the United States that can test oil spill response equipment with a variety of crude oils and refined petroleum products under reproducible marine conditions.
- Conducts studies to continuously improve operational safety and pollution prevention related to offshore oil and natural gas exploration and development and renewable energy facilities, including best available and safest technologies.
- Promotes adoption of safety culture on the OCS through standards, regulations, compliance audits, oversight, enforcement, and incident investigations.

planning, prevention and response specialists to support the development of strong scientific information, and the timely and thorough review of permits. The 2016 budget includes an increase of \$1.7 million to support the evaluation of new and emerging technologies and develop associated safety and oversight protocols. The increase will support an Engineering Technology Assessment Center, add depth and capacity to BSEE oversight, and ensure the Bureau keeps pace with an industry that continues to innovate and develop new capabilities offshore. The Center will provide a BSEE-wide focal point for emerging technology evaluation.

Offshore Safety and Environmental Enforcement – The 2016 budget includes \$189.8 million for Offshore Safety and Environmental Enforcement programs, primarily for conventional energy activities. The BSEE is also working collaboratively with the Bureau of Ocean Energy Management to establish appropriate permitting and oversight processes for offshore renewable energy projects that will ensure safe operations.

The 2016 request will allow BSEE to continue to strengthen regulatory and oversight capability on the U.S. Outer Continental Shelf by maintaining the current capacity in multiple disciplines to adequately staff regulatory, safety management, structural and technical support, and oil spill response prevention programs. Continued outreach and dialogue with stakeholders from academia, industry, non-governmental organizations, and other governmental agencies will enhance the knowledge base of technical personnel related to innovative technologies, regulatory gaps, real-time monitoring capabilities, and risk-based decisionmaking for safety and environmental enforcement.

The 2016 request includes a \$750,000 increase for the Renewable Energy Inspection Program. The funding will support the development of regulations, inspection

guidelines, and procedures criteria for inspections of offshore renewable energy facilities so the appropriate regulatory structure will be in place to protect the safety of these facilities as well as the environment.

The request proposes to realign BSEE's General Support Services budget activity to better reflect actual administrative costs. In 2016, BSEE proposes to eliminate the GSS activity, which remains from the Minerals Management Service legacy organization, and reallocate the funding to the program activities those funds directly support. This is an internal transfer within the base budget, and the revised budget structure will be reflected in 2016 and thereafter. The budget also proposes to merge the Environmental Enforcement budget activity into the Operations, Safety, and Regulation activity to allow for better identification of regulatory needs for enhanced environmental compliance. The merger will allow close and seamless coordination with the Safety and Environmental Management Systems program, and better management and oversight of all of the compliance programs in BSEE. It will also enhance the effective use of inspection personnel and support resources such as helicopters by allowing for the maximum coordination of inspection and other compliance activities.

Oil Spill Research – This program supports research on the prevention and response to oil pollution as authorized by the Oil Pollution Act of 1990. The Oil Spill Research program plays a pivotal role in initiating applied research used to support decisionmaking on methods and equipment to prevent or mitigate oil spills, which is a critical component of the offshore permitting process. Funds are used to sponsor testing of new equipment or methods and also support the Ohmsett test and training activities. Located in Leonardo, New Jersey, the Ohmsett test facility is the only one of its type in the world providing full-scale equipment and methodology testing for offshore spills in a safe, controlled environment.

The 2016 budget proposes \$14.9 million for Oil Spill Research, equal to the 2015 enacted level. The request will address key knowledge and technology gaps in oil spill response, focusing on deepwater and arctic environments. The studies will leverage other funds

through cooperative efforts with the National Oceanic and Atmospheric Administration, Department of the Navy, and U.S. Coast Guard.

Fixed Costs—Fixed costs of \$1.4 million are fully funded.

SUMMARY OF BUREAU APPROPRIATIONS (all dollar amounts in thousands)

Comparison of 2016 Request with 2015 Enacted

	2015 Enacted		2016 Request		Change	
	FTE	Amount	FTE	Amount	FTE	Amount
Current						
Offshore Safety and Environmental Enforcement .	722	66,147	734	67,565	+12	+1,418
Oil Spill Research	22	14,899	22	14,899	0	0
Subtotal, Current	744	81,046	756	82,464	+12	+1,418
Offsetting Collections	125	123,579	125	122,207	0	-1,372
TOTAL, BUREAU OF SAFETY AND ENVIRONMENTAL ENFORCEMENT (w/ OC)	869	204,625	881	204,671	+12	+46

HIGHLIGHTS OF BUDGET CHANGES

By Appropriation Activity/Subactivity

APPROPRIATION: Offshore Safety and Environmental Enforcement

	2014 Actual	2015 Enacted	2016 Request	Change
Environmental Enforcement				
Appropriation.....	3,027	3,027	0	-3,027
Offsetting Collections	5,287	5,287	0	-5,287
Subtotal, Environmental Enforce	8,314	8,314	0	-8,314
Operations, Safety, and Regulation				
Appropriation.....	46,390	39,636	47,455	+7,819
Offsetting Collections	85,817	93,961	104,313	+10,352
Subtotal, Ops, Safety, and Reg.....	132,207	133,597	151,768	+18,171
Administrative Operations				
Appropriation.....	4,990	5,027	6,016	+989
Offsetting Collections	10,570	10,649	12,252	+1,603
Subtotal, Administrative Ops.....	15,560	15,676	18,268	+2,592
General Support Services				
Appropriation.....	4,275	4,401	0	-4,401
Offsetting Collections	9,238	9,511	0	-9,511
Subtotal, General Support Services..	13,513	13,912	0	-13,912
Executive Direction				
Appropriation.....	13,975	14,056	14,094	+38
Offsetting Collections	4,146	4,171	5,642	+1,471
Subtotal, Executive Direction	18,121	18,227	19,736	+1,509
Total Appropriation	72,656	66,147	67,565	+1,418
Total Offsetting Collections	115,059	123,579	122,207	-1,372
TOTAL APPROPRIATION	187,715	189,726	189,772	+46

Detail of Budget Changes

	2016 Change from 2015 Enacted		2016 Change from 2015 Enacted
TOTAL APPROPRIATION	+46		
Environmental Enforcement		General Support Services.....	-13,912
Internal Transfer for Operations, Safety, and Regulation	-8,314	Internal Transfer for Other Activities	-13,912
Operations, Safety, and Regulation	+18,171	Executive Direction.....	+1,509
Renewable Energy Inspection Program.....	+750	Management Efficiencies.....	-869
Engineering Technology Assessment Center	+1,726	Internal Transfer for Gen Support Services	+2,152
Management Efficiencies.....	-1,545	Fixed Costs	+226
General Reduction.....	-1,372	Subtotals for Changes Across Mult. Subactivities	
Internal Transfer for Environmental Enforcemt.	+8,314	Management Efficiencies.....	[-2,414]
Internal Transfer for Gen Support Services	+9,415	Fixed Costs	[+1,356]
Fixed Costs	+883		
Administrative Operations.....	+2,592		
Internal Transfer for Gen Support Services	+2,345		
Fixed Costs	+247		

APPROPRIATION: Oil Spill Research

	2014 Actual	2015 Enacted	2016 Request	Change
TOTAL APPROPRIATION	14,899	14,899	14,899	0



OFFICE OF SURFACE MINING RECLAMATION AND ENFORCEMENT

Mission – The mission of the Office of Surface Mining Reclamation and Enforcement is to ensure through a nationwide regulatory program, coal mining is conducted in a manner that protects communities and the environment during mining, restores the land to beneficial use following mining, and mitigates the effects of past mining by aggressively pursuing reclamation of abandoned mine lands.

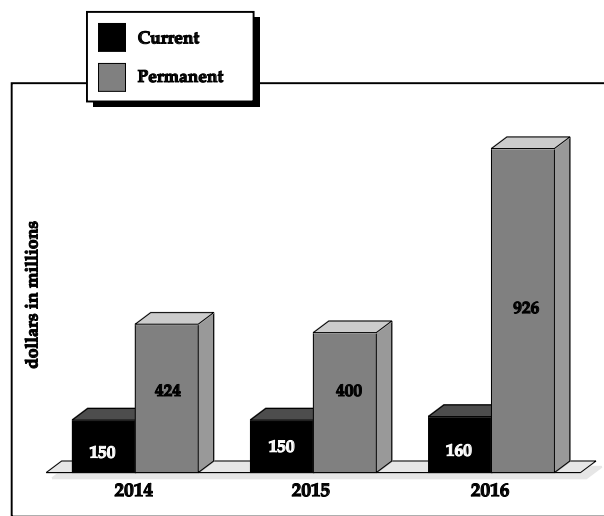
Budget Overview – The 2016 budget for OSMRE is \$160.5 million in current appropriations, \$10.4 million above the 2015 enacted level. The OSMRE estimates staffing will equal 511 full time equivalents in 2016, an increase of 23 FTE from the 2015 level.

Regulation and Technology – The 2016 budget for Regulation and Technology is \$128.4 million, an increase of \$5.7 million above the 2015 level. The request includes \$12.6 million, a program increase of \$3.8 million above the 2015 level, to improve implementation of existing laws and support State and tribal programs. The budget includes \$65.5 million for State and tribal regulatory grants, a decrease of \$3.1 million below the 2015 level, including a program increase of \$2.0 million for tribal regulatory grants. This request fully funds estimated State requirements based on the return each year of an estimated \$3 million in previously appropriated regulatory grant funds by States. Funds from prior years are available to address any shortages which might occur in 2016.

As in prior years, the budget proposes to recover the cost of reviewing, administering, and enforcing permits for surface coal mining and reclamation in Federal programs and on Indian lands where OSMRE is the regulatory authority and encourages States to further pursue cost-recovery options. The OSMRE expects to recover \$1.9 million of the costs for services provided in 2016.

The budget includes program increases of \$2.5 million to advance the OSMRE GeoMine Project and \$1.2 million for applied science to conduct studies to advance technologies and practices specific to coal mined sites for more comprehensive ecosystem restoration including reforestation and reclamation using native vegetation and

OSMRE Funding



plants. To expand the use of reforestation techniques in coal mine reclamation and provide opportunities for youth and community engagement, the request includes a program increase of \$1.0 million. Additional program increases include \$750,000 to support electronic permitting, \$500,000 for a cost recovery data application, \$290,000 for support of legal reviews of coal mining issues by the Office of the Solicitor, and \$200,000 to improve financial information monitoring.

Abandoned Mine Reclamation Fund – The 2016 budget for the Abandoned Mine Reclamation Fund is \$32.1 million, an increase of \$4.7 million above the 2015 level. The Surface Mining Control and Reclamation Act established the Abandoned Mine Reclamation Fund to receive Abandoned Mine Land fees and finance reclamation of coal AML sites. The budget includes a \$2.0 million program increase for technical assistance to States, Tribes, and communities on AML site reclamation and area-wide reclamation planning and a \$1.4 million program increase to evaluate AML program implementation, including identifying more effective and efficient tools for AML site identification, contract management, and program oversight. The budget also includes program increases of \$700,000 for applied science studies pertaining to

OFFICE OF SURFACE MINING RECLAMATION AND ENFORCEMENT FACTS

- Created in 1977 when Congress enacted the Surface Mining Control and Reclamation Act.
- Ensures coal mining operations are conducted in an environmentally responsible manner.
- Requires land is adequately reclaimed and restored to beneficial use during and following the mining process through regulation.
- Institutes nationwide programs to protect society and the environment from the adverse effects of surface coal mining operations.
- Trains hundreds of State and tribal professionals in a broad range of reclamation skills such as re-establishing wildlife habitat.

abandoned mines, \$293,000 for AML project monitoring, and \$150,000 for support within the Office of the Solicitor.

Legislative Proposals – The 2016 budget proposes to distribute an estimated \$926.1 million in permanent appropriations. This includes \$385.3 million to non-certified States and Tribes in reclamation grants and \$540.8 million in payments to the United Mine Workers of America retiree health and pension plans. The Administration proposes legislation to revitalize communities impacted by abandoned coal mines, reform current funding of abandoned coal mine land clean-up, increase funding for hardrock abandoned mine land clean-up, and provide for coal miners, retirees, and their families.

The budget proposes legislation to make available to States and Tribes \$1.0 billion of unappropriated AML funds to expedite cleanup and redevelopment of abandoned mine sites and associated polluted waters in a manner that facilitates sustainable revitalization in coalfield communities. As part of the President's POWER+ Plan, this proposal will add \$200.0 million annually to the OSMRE permanent appropriation to apply to unreclaimed AML sites in 2016 and is complemented by the OSMRE current request of \$2.0 million to provide area-wide planning technical assistance and \$1.0 million for the Appalachian Regional Reforestation Initiative.

The budget proposes to end permanent appropriated payments to States and Tribes that have finished restoring their abandoned coal mines, saving the taxpayer \$34.0 million in 2016 and \$224.0 million over the next ten years. These payments currently can be used for any purpose, and therefore may not contribute to the goal of addressing abandoned mine hazards. Additionally, the budget proposes to restore coal fees to the 1977 levels, which were in effect until an amendment to the Surface Mining Control and Reclamation Act in 2006 reduced

the fees. The proposal to return the fees to historic levels will generate an additional \$49.0 million in 2016 that will be used to reclaim priority abandoned mine sites and address over \$4 billion in remaining dangerous AML sites nationwide.

The budget also includes a legislative proposal to establish a new fee on hardrock mineral production to fund the reclamation of abandoned hardrock mines across the Country. Just as the coal industry is held responsible for the actions of its predecessors, the Administration proposes to hold the hardrock mining industry responsible for abandoned hardrock mines. The legislative proposal will levy an AML fee on uranium and metallic mines on both public and private lands. The proposed AML fee on the production of hardrock minerals will be based on the volume of material displaced after January 1, 2016. The fee will be collected by OSMRE, and the receipts will be distributed through a set allocation of funds between Federal and non-Federal lands. Based on need, the Secretary will disperse the non-Federal share to States and Tribes who will select their own priority restoration projects, using national criteria. The proposed hardrock AML fee and reclamation program will operate in parallel to the coal AML reclamation program, as two parts of a larger proposal to ensure the Nation's most dangerous coal and hardrock AML sites are addressed by the industries that created the problems. This proposal is expected to generate \$1.8 billion over ten years for the reclamation of abandoned mine lands.

Finally, the budget proposes legislative reforms to strengthen the health care and pension plans that provide for the health and retirement security of coal miners and their families. The budget proposes to revise the formula for general fund payments to the 1993 UMWA Health Benefits Plan. The new formula will consider all beneficiaries enrolled in the Plan as of enactment, as well as those

retirees whose health benefits were denied or reduced as the result of a bituminous coal industry bankruptcy proceeding commenced in 2012. Additionally, the proposal will transfer funds through the Pension Benefit Guaranty Corporation to the trustees of the 1974 UMWA Pension

Plan to ensure the plan's long-term solvency. The 1974 Plan, which covers more than 100,000 mineworkers, is significantly underfunded and approaching insolvency.

Fixed Costs - Fixed costs of \$509,000 are fully funded.

SUMMARY OF BUREAU APPROPRIATIONS (all dollar amounts in thousands)

Comparison of 2016 Request with 2015 Enacted

	2015 Enacted		2016 Request		Change	
	FTE	Amount	FTE	Amount	FTE	Amount
Current						
Regulation and Technology	345	122,713	362	128,388	+17	+5,675
Abandoned Mine Reclamation Fund	143	27,399	149	32,074	+6	+4,675
Subtotal, Current (<i>w/o cp and oc</i>)	488	150,112	511	160,462	+23	+10,350
Civil Penalties	0	100	0	100	0	0
Offsetting Collections	0	40	0	1,900	0	+1,860
Subtotal, Current (<i>w/ cp and oc</i>)	488	150,252	511	162,462	+23	+12,210
Permanent						
Payments to UMWA Health Plans (<i>AML</i>)	0	31,803	0	50,807	0	+19,004
Payments to UMWA Health Plans (<i>Treasury Funds</i>)	0	141,730	0	126,619	0	-15,111
Payments to UMWA Health Plans (<i>Treasury Funds</i>)						
Proposed	0	0	0	363,381	0	+363,381
Payments to States in Lieu of Coal						
Fee Receipts (<i>Treasury Funds</i>)	0	58,754	0	0	0	-58,754
Mandatory Grants to States and Tribes (<i>AML</i>)	0	167,791	0	185,300	0	+17,509
Reclaim and Redevelop <i>AML</i> Sites	0	0	0	200,000	0	+200,000
Subtotal, Permanent	0	400,078	0	926,107	0	+526,029
TOTAL, OFFICE OF SURFACE MINING AND ENFORCEMENT (<i>w/o cp and oc</i>)	488	550,190	511	1,086,569	+23	+536,379
TOTAL, OFFICE OF SURFACE MINING AND ENFORCEMENT (<i>w/ cp and oc</i>)	488	550,330	511	1,088,569	+23	+538,239

HIGHLIGHTS OF BUDGET CHANGES

By Appropriation Activity/Subactivity

APPROPRIATION: Regulation and Technology

	2014 Actual	2015 Enacted	2016 Request	Change
Environmental Protection.....	91,832	91,832	91,880	+48
Permitting Fees.....	26	40	1,900	+1,860
Offsetting Collections.....	-26	-40	-1,900	-1,860
Technology Development and Transfer...	14,455	14,455	20,086	+5,631
Financial Management.....	505	505	711	+206
Executive Direction and Administration.	15,921	15,921	15,711	-210
TOTAL APPROPRIATION <i>(w/o civil penalties) ..</i>	122,713	122,713	128,388	+5,675
Civil Penalties.....	399	100	100	0
TOTAL APPROPRIATION <i>(w/ civil penalties) ...</i>	123,112	122,813	128,488	+5,675

Detail of Budget Changes

2016 Change from
2015 Enacted

TOTAL APPROPRIATION	+5,675
Environmental Protection.....	+48
Reduce State and Tribal Regulatory Grants	-3,129
Improve Implementation and	
Support to States and Tribes	+3,846
Federal Programs, Decrease Covered	
by Offsetting Collections	-1,302
Indian Lands, Decrease Covered	
by Offsetting Collections	-558
Cost Recovery Data Application.....	+500
Solicitor Support.....	+290
Fixed Costs	+401
Technology Development and Transfer.....	+5,631
Support Electronic Permitting	+750
Applied Science Projects	+1,199
Expand GeoMine Project.....	+2,500
Expand Reforestation Initiative.....	+1,000
Fixed Costs	+182
Financial Management	+206
Program Monitoring	+200
Fixed Costs	+6
Executive Direction.....	-210
Indirect Cost Negotiation.....	+2
Fixed Costs	-212
Subtotals for Changes Across Multiple Subactivities	
Fixed Costs	[+377]

APPROPRIATION: Abandoned Mine Reclamation Fund

	2014 Actual	2015 Enacted	2016 Request	Change
Environmental Restoration.....	9,480	9,480	11,431	+1,951
Technology Development and Transfer...	3,544	3,544	6,283	+2,739
Financial Management.....	6,396	6,396	6,477	+81
Executive Direction and Administration..	7,979	7,979	7,883	-96
TOTAL APPROPRIATION	27,399	27,399	32,074	+4,675

Detail of Budget Changes**2016 Change from
2015 Enacted**

TOTAL APPROPRIATION	+4,675
Environmental Restoration.....	+1,951
Project Monitoring	+293
Solicitor Support.....	+150
Review AML Program	+1,400
Fixed Costs	+108
Technology Development and Transfer.....	+2,739
Technical Assistance for AML Site Reclamation..	+2,000
Applied Science Projects	+700
Fixed Costs	+39
Financial Management.....	+81
Fixed Costs	+81
Executive Direction.....	-96
Fixed Costs	-96
Subtotals for Changes Across Multiple Subactivities	
Fixed Costs	[+132]



BUREAU OF RECLAMATION

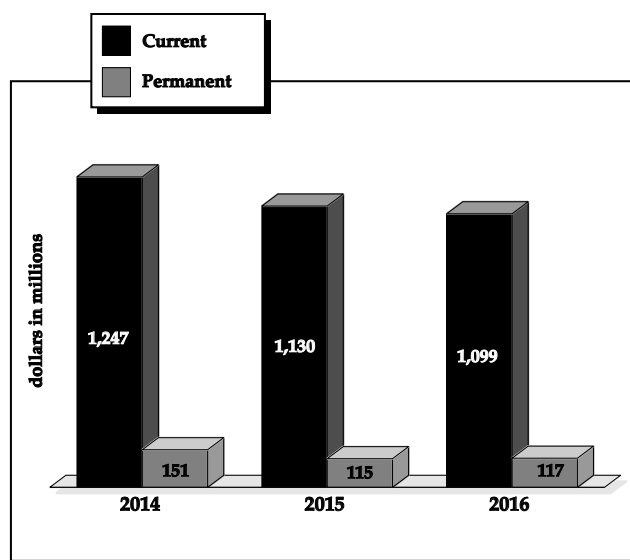
Mission – The Bureau of Reclamation’s mission is to manage, develop, and protect water and related resources in an environmentally and economically sound manner in the interest of the American public.

Budget Overview – Reclamation’s 2016 budget is \$1.1 billion. These expenditures are offset by current receipts in the Central Valley Project Restoration Fund, estimated to be \$49.5 million. The budget proposes to establish a new Indian Water Rights Settlements account and includes a current appropriation within the San Joaquin Restoration Fund. The budget proposal for permanent appropriations in 2016 totals \$117.4 million.

As the largest supplier and manager of water in the 17 western States and the Nation’s second largest producer of hydroelectric power, Reclamation’s projects and programs are critical to driving and maintaining economic growth in the western States. Reclamation manages water for agricultural, municipal and industrial uses, and provides flood risk reduction and recreation for millions of people. According to *The Department of the Interior’s Economic Report Fiscal Year 2013*, Reclamation’s activities, including recreation, contribute \$64.8 billion to the economy and support 403,241 jobs. Reclamation owns 76 power plants and operates and maintains 53 of those plants. The 53 hydroelectric power plants account for 15 percent of the hydroelectric generating capacity in the United States. Annually, Reclamation generates more than 40 billion kilowatt hours of electricity, enough to supply over 3.5 million U.S. households and collects nearly \$1 billion in gross power revenues for the Federal government. It would take more than 23.5 million barrels of crude oil or about 6.8 million tons of coal to produce an equal amount of energy with fossil fuels. As a result, Reclamation’s facilities preclude the production of over 27 million tons of carbon dioxide that would have been produced by fossil fuel power plants.

The 2016 budget allocates funds to projects and programs using objective, performance-based criteria to most effectively implement Reclamation’s programs and its management responsibilities for water and power

Reclamation Funding



infrastructure in the West. The 2016 budget emphasizes the following principles:

- *Shared Responsibility* – Securing non-Federal cost-share partners to meet project or program funding needs, and leveraging funding through these collaborative partnerships.
- *Merit-Based Funding* – Utilizing competitive processes for awarding of grants, contracts, or other services based on criteria that reflect Interior priorities. Awards selection is guided by high quality evidenced based research.
- *Regional Equity* – Managing Reclamation’s water infrastructure and programs by setting priorities on a West-wide basis.

Water and Related Resources – The 2016 budget for Water and Related Resources, Reclamation’s principal operating account, is \$805.2 million, a decrease of \$173.0 million from the 2015 enacted level. This decrease is due,

BUREAU OF RECLAMATION FACTS

- Established in 1902.
- Manages, develops, and protects water resources in an environmentally and economically sound manner.
- Largest supplier and manager of water in the 17 western States.
- Manages 475 dams and 337 reservoirs with the capacity to store 245 million acre-feet of water.
- Delivers water to one in every five western farmers for about 10 million acres of irrigated land, and provides water to over 31 million people for municipal, rural, and industrial uses.
- Is the Nation's second largest producer of hydroelectric power, generating 40 billion kilowatt hours of energy per year.
- Partners with State and local entities to address water resource challenges posed by drought, climate change, depleted aquifers, environmental needs, energy demands, and population increases in the West.
- Provides substantial benefits to recreation and fish and wildlife habitats.

in part, to proposed separate new accounts for Indian Water Rights Settlements at \$112.5 million, and the San Joaquin River Restoration Fund at \$35.0 million.

The 2016 budget includes a total of \$367.4 million at the project and program levels for water, energy, land, and fish and wildlife resource management and development activities. Funding in these activities provides for planning, construction, water sustainability activities, management of Reclamation lands including recreation areas, and actions to address the impacts of Reclamation projects on fish and wildlife.

The budget also provides a total of \$437.7 million at the project level for water and power facility operations, maintenance, and rehabilitation activities. Reclamation emphasizes safe, efficient, economic, and reliable operation of facilities, ensuring systems and safety measures are in place to protect the facilities, Reclamation's employees, and the public. Providing adequate funding for these activities continues to be one of Reclamation's highest priorities.

Ensuring Healthy Watersheds and Sustainable, Secure Water Supplies – The American West is the fastest growing region in the United States and faces serious water challenges related to climate variability and competing demands. Adequate and safe water supplies are fundamental to the health, economy, security, and ecology of the Country. Water availability and quality are a constant and increasing challenge as intensifying droughts, changing hydrology, and increasing climate variability aggravate water shortages, contribute to impaired water quality, and deplete groundwater resources. At the same time, population growth and new needs, including energy development, are increasing demand and competition

for supplies. Further, maintaining the key features of the Nation's water infrastructure is becoming more costly over time due to cost growth in the broader economy and the increased need for facilities rehabilitation, replacement, and extraordinary maintenance. New approaches are needed to ensure resiliency in the face of these challenges.

Interior's WaterSMART Program – Sustain and Manage America's Resources for Tomorrow - WaterSMART, is one method Reclamation employs to improve water management flexibility and stretch water supplies in the West. Through WaterSMART, Reclamation provides leadership on the sustainable use of water resources, increasingly stressed by a changing climate. WaterSMART uses scientific and financial tools to promote collaborations to help balance water supply and demand. Through the Basin Studies program, Reclamation works collaboratively with State and local water practitioners to identify practical, implementable solutions to existing or anticipated shortages and to support related efforts to ensure sustainable water supplies. WaterSMART Grants, the Water Conservation Field Services program, and the Title XVI Water Reclamation and Reuse program support climate adaptation by leveraging Federal and non-Federal funding to conserve tens of thousands of acre-feet of water each year in urban and rural settings, supporting the Department's Priority Goal for Water Conservation.

In the 2016 budget request, Reclamation proposes to fund WaterSMART at \$58.1 million. The WaterSMART components include: WaterSMART Grants funded at \$23.4 million; the Basin Studies program funded at \$5.2 million which includes \$1.0 million to better understand water supplies and demands in the Colorado River Basin; the Title XVI Water Reclamation and Reuse Program funded at \$20.0 million; the Water Conservation Field

Services program funded at \$4.2 million; the Cooperative Watershed Management program funded at \$250,000; the Drought Response program funded at \$2.5 million; and the Resilient Infrastructure program funded at \$2.5 million.

Consistent with the President's 2013 Climate Action Plan, in 2016 Reclamation is developing and implementing approaches to understand, and effectively adapt to, the risks and impacts of a changing environment on western water management. Some examples include:

- The Basin Studies program takes a coordinated approach to assess risks and impacts; develops landscape level science; communicates information and science to other entities and agencies; and works with stakeholders to develop adaptation strategies to cope with water supply and demand imbalances on a collaborative basis.
- The Drought Response program includes a comprehensive new approach to drought planning under existing authorities, and actions to help communities manage drought and develop long-term resilience strategies.
- Through the Resilient Infrastructure program, Reclamation proactively maintains and improves existing infrastructure for system reliability, safety, and efficiency for water conservation to prepare for extremes and support healthy and resilient watersheds. Reclamation will continue to develop, implement, and test an enhanced decisionmaking criteria framework for selecting infrastructure investments and will identify opportunities to integrate operational efficiencies more compatible with climate variability adaptation goals, as part of the Bureau's ongoing infrastructure investments.
- Within Reclamation's Science and Technology program is water resources research to improve capability for managing water resources under multiple stressors, including a changing climate. This research agenda will be collaborated and leveraged with the Interior Climate Science Centers.
- Further, Reclamation's WaterSMART Grants, Water Conservation Field Services, and Title XVI programs enable the West to better adapt to the impacts of a changing environment by helping to conserve tens of thousands of acre-feet of water each year in urban and rural settings, on both large and small scales.

Powering Our Future – To support the Powering Our Future initiative, the 2016 Reclamation budget includes \$1.3 million to implement an automated data collection and archival system to aid in hydropower benchmarking, performance testing and strategic decision making; investigate Reclamation's capability to integrate large amounts of renewable resources such as wind and solar into the electric grid; and to work with Tribes to assist them in developing renewable energy sources. These important projects will assist in the production of cleaner, more efficient renewable energy.

Strengthening Tribal Nations – The 2016 Reclamation budget supports the Strengthening Tribal Nations initiative through endangered species recovery, rural water, and water rights settlements programs. Funding to empower tribal nations is included within a number of projects such as \$18.0 million for the Columbia/Snake River Salmon Recovery Program, which includes funding for the Nez Perce/Snake River Water Rights Act, and \$15.3 million for the Ak Chin Indian Water Rights Settlement Act to continue operation and maintenance associated with delivery of up to 85,000 acre-feet of water. Additionally, Reclamation's Native American Affairs Program is funded at \$10.9 million for activities with Tribes, including technical assistance, Indian Water Rights Settlement negotiations, implementation of enacted settlements, and outreach to Tribes. Most ongoing authorized rural water projects also benefit both tribal and non-tribal communities. The projects benefiting Tribes include the rural water component of the Pick-Sloan Missouri Basin Program, Garrison Diversion Unit; Fort Peck Reservation/Dry Prairie; Mni Wiconi Project; and Rocky Boy's/North Central Montana. Numerous other projects and programs, such as the Klamath Project and the Yakima River Basin Water Enhancement Project, also benefit Tribes. In 2016, \$112.5 million for planning and construction of five recent Indian Water Rights Settlements is proposed as a new separate account.

Rural Water Projects – Congress has specifically authorized Reclamation to undertake the design and construction of six projects intended to deliver potable water supplies to specific rural communities and Tribes located in the 17 western States — primarily in Montana, New Mexico, North Dakota, and South Dakota. The 2016 Reclamation budget includes \$36.5 million for rural water projects, \$18.0 million of that total is for operation and maintenance of completed tribal systems and the remaining \$18.5 million is for continued construction of authorized projects.

Ecosystem Restoration – Reclamation's mission goals of securing America's energy resources and managing water in a sustainable manner for the 21st Century demands a focus on the protection and restoration of the aquatic

and riparian environments influenced by its operations. Ecosystem restoration involves many activities, including Reclamation's Endangered Species Act recovery programs, which directly address the environmental aspects of the Reclamation mission. In 2016, a total of \$122.1 million in Reclamation's budget directly supports the goals of the America's Great Outdoors Program, through local and basin-wide collaboration in watershed partnerships.

The 2016 budget provides \$158.0 million to operate, manage, and improve California's Central Valley Project, including a \$35.0 million current appropriation within the San Joaquin Restoration Fund. Overall, funding increases \$7.4 million above 2015 levels. The change is primarily due to an additional \$3.0 million for San Joaquin River Restoration, \$3.9 million for infrastructure repair, and a reduction of \$2.4 million to West San Joaquin Division, San Luis Drainage. Within the CVP total, the Trinity River Restoration program is proposed at \$11.9 million with an additional \$1.5 million in the Central Valley Project Restoration Fund.

Many other projects and programs also contribute to ecosystem restoration including the Middle Rio Grande Endangered Species Act Collaborative Program, Lower Colorado River Multi-species Conservation Program, the Endangered Species Act Recovery Implementation programs, the Columbia / Snake River Salmon Recovery Program, Klamath Project, and the Yakima River Basin Water Enhancement Project.

Dam Safety Program – A total of \$88.1 million is provided for Reclamation's Safety of Dams program, which includes \$66.5 million to correct identified safety issues. Funding also includes \$20.3 million for safety evaluations of existing dams and \$1.3 million to oversee the Interior Department's Safety of Dams program.

Site Security – A total of \$26.2 million is provided for Site Security to ensure the safety and security of the public, Reclamation's employees, and key facilities. This funding includes \$4.1 million for physical security upgrades at high risk critical assets and \$22.1 million to continue all aspects of Bureau-wide security efforts including law enforcement, risk and threat analysis, personnel security, information security, risk assessments and security-related studies, and guards and patrols.

Central Valley Project Restoration Fund – The 2016 budget includes a total of \$49.5 million for the CVPRF. This amount is determined on the basis of a three year rolling average not to exceed \$50.0 million per year indexed to 1992 price levels. These expenditures are offset by collections estimated at \$49.5 million from mitigation

and restoration charges authorized by the Central Valley Project Improvement Act.

California Bay-Delta Restoration – The 2016 budget provides \$37.0 million for California Bay-Delta Restoration, equal to the 2015 enacted level. The account focuses on the health of the Bay-Delta ecosystem and improved water management and supplies. The budget will support the equal goals of environmental restoration and improved water supply reliability, under the following program activities: \$1.7 million for a Renewed Federal State Partnership, \$7.2 million for Smarter Water Supply and Use, and \$28.1 million for Habitat Restoration. These program activities are based on the Interim Federal Action Plan for the California Bay-Delta issued December 22, 2009.

San Joaquin River Restoration Fund – Reclamation proposes \$35.0 million of current funds for the San Joaquin Restoration Fund account in 2016. The 2016 budget funds activities consistent with the settlement of *Natural Resources Defense Council v. Rodgers* as authorized by the San Joaquin River Restoration Settlement Act. The Act includes a provision to establish the San Joaquin Restoration Fund to implement the provisions of the Settlement. The Settlement's two primary goals are to restore and maintain fish populations, and restore and avoid adverse water impacts. Under the Settlement, the legislation provides for nearly \$2.0 million in annual appropriations from the Central Valley Project Restoration Fund for this purpose.

Indian Water Rights Settlements – The total budget for Reclamation's implementation of Indian Water Rights Settlements in 2016 is \$136.0 million in current funding, of which \$112.5 million is proposed in a separate account for four settlements to consolidate major current construction funding for Reclamation's Indian Water Rights Settlements in a single account. This includes \$22.8 million to continue implementation of three settlements authorized in the Claims Resolution Act of 2010 which will deliver clean water to the Taos Pueblo of New Mexico, the Pueblos of New Mexico named in the Aamodt case, and the Crow Tribe of Montana. Also included is \$89.7 million for the ongoing Navajo-Gallup Water Supply project.

The remaining \$23.5 million is in the Water and Related Resources Account for on going settlement operation and maintenance functions including the Ak Chin Indian Water Rights Settlement Act, San Carlos Apache Tribe Water Settlement Act, Colorado Ute Settlement Act Animas-La Plata Project, and Nez Perce/Snake River Water Rights Act which is part of the Columbia / Snake River Salmon Recovery Program.

Policy and Administration – The 2016 budget for the account that finances Reclamation’s central and regional management functions is \$59.5 million.

Recreation Fee Program – The 2016 budget proposes legislation to permanently authorize the Federal Lands Recreation Enhancement Act, which will expire in September 2016. Reclamation currently collects \$490,000 in recreation fees annually under this authority and uses them to enhance the visitor experience at Interior facilities. In addition, the Department is proposing a general provision in the 2016 budget to amend appropriations language to extend the authority through 2017.

Working Capital Fund – This fund is operated to manage financial activities such as the acquisition and replacement of capital equipment; recovery of the cost of services provided to others; indirect cost recovery for the Technical Service Center; management services and human resources in regional and area offices; and information technology related costs and services. The fund operates on a self-supporting basis through user charges.

Permanent Appropriations – The 2016 total permanent appropriation of \$117.4 million primarily includes \$114.2 million for the Colorado River Dam Fund.

SUMMARY OF BUREAU APPROPRIATIONS

(all dollar amounts in thousands)

Comparison of 2016 Request with 2015 Enacted

	2015 Enacted		2016 Request		Change	
	FTE	Amount	FTE	Amount	FTE ^{1/}	Amount
Current						
Water and Related Resources	2,881	978,131	2,901	805,157	+20	-172,974
San Joaquin Restoration Fund ^{2/}	0	[32,000]	0	35,000	0	+35,000
Indian Water Rights Settlements ^{2/}	0	[90,000]	0	112,483	0	+112,483
Subtotal	2,881	978,131	2,901	952,640	+20	-25,491
Policy and Administration.....	296	58,500	296	59,500	0	+1,000
Reclamation Loan Program Account (<i>cancellation</i>)...	0	-500	0	0	0	+500
Central Valley Project Restoration Fund.....	18	56,995	18	49,528	0	-7,467
California Bay-Delta Restoration.....	31	37,000	31	37,000	0	0
Working Capital Fund	1,848	0	1,848	0	0	0
Subtotal, Current (<i>w/o offset</i>)	5,074	1,130,126	5,094	1,098,668	+20	-31,458
Central Valley Project Restoration Fund Offset	0	-56,995	0	-49,528	0	+7,467
Subtotal, Current (<i>w/ offset</i>)	5,074	1,073,131	5,094	1,049,140	+20	-23,991
Permanent						
Colorado River Dam Fund,						
Boulder Canyon Project	218	112,175	218	114,175	0	+2,000
Basin Funds.....	119	0	119	0	0	0
Loan Program Liquidating Account.....	0	-846	0	-840	0	+6
Miscellaneous Permanents	0	500	0	535	0	+35
Reclamation Trust Funds	1	2,999	1	3,073	0	+74
Federal Lands Recreation Enhancement Act	0	459	0	490	0	+31
San Joaquin River Restoration Fund	22	0	22	0	0	0
Subtotal, Permanent and Other	360	115,287	360	117,433	0	+2,146
TOTAL, BUREAU OF RECLAMATION	5,434	1,188,418	5,454	1,166,573	+20	-21,845

^{1/} The net change in FTE for the Bureau of Reclamation is +20, primarily the result of increasing workload within the Water and Related Resources Account at powerplants for capital projects, such as powerplant overhaul, ring seal gate refurbishment, drum gate recoating, and pump-generating plant discharge tube recoating. Power customers will fund this increased workload.

^{2/} The amounts displayed in brackets are provided for comparative purposes only as these amounts were appropriated in different accounts for 2015.

HIGHLIGHTS OF BUDGET CHANGES

By Appropriation Activity/Subactivity

APPROPRIATION: Water and Related Resources

	2014 Actual	2015 Enacted ^{1/}	2016 Request	Change
Central Arizona Project	9,038	7,634	7,078	-556
Central Valley Project	186,720	150,586	123,026	-27,560
Colorado-Big Thompson Project.....	13,134	13,157	13,937	+780
Colorado River Basin Salinity Control Project	23,888	23,748	29,774	+6,026
Colorado River Storage Project	12,566	12,783	11,921	-862
Columbia Basin Project	9,516	11,071	14,810	+3,739
Columbia/Snake River				
Salmon Recovery.....	18,000	17,000	18,000	+1,000
Dam Safety Program.....	88,084	82,884	88,084	+5,200
Endangered Species Act				
Recovery Implementation.....	21,207	22,677	24,351	+1,674
Indian Water Rights Settlements ^{2/}				
(including Navajo-Gallup).....	78,661	90,000	[112,483]	-90,000
Klamath Project	18,600	18,000	18,000	0
Lower Colorado River				
Operations Program	30,839	28,345	28,345	0
Middle Rio Grande Project	25,934	22,735	23,991	+1,256
Native American Affairs Program.....	7,412	8,088	10,925	+2,837
Pick-Sloan Missouri				
Basin Program (excluding Garrison)....	40,967	45,390	43,076	-2,314
Garrison Diversion Unit				
(Non-Rural Water)	9,623	9,623	9,749	+126
Subtotal, Pick-Sloan Missouri Basin.....	50,590	55,013	52,825	-2,188
Rural Water Supply Projects				
Eastern NM Rural Water System	2,349	47	47	0
Fort Peck Reservation/Dry Prairie				
Rural Water System.....	9,200	3,249	3,700	+451
Lewis and Clark Rural Water System ..	8,350	2,432	2,774	+342
Mni Wiconi Project.....	12,000	12,000	12,000	0
P-SMBP, Garrison Diversion Unit.....	23,840	12,296	13,400	+1,104
Rocky Boy's/North Central Montana..				
Rural Water System.....	11,400	4,059	4,625	+566
Rural Water - Undistributed.....	0	31,000	0	-31,000
Subtotal, Rural Water Projects.....	67,139	65,083	36,546	-28,537
Research and Development.....	16,566	12,668	20,020	+7,352
Site Security.....	27,800	26,220	26,220	0
WaterSMART Program				
Basin Studies Program	4,734	3,850	5,200	+1,350
Cooperative Watershed Management..	250	250	250	0
Drought Response (Climate)	0	0	2,500	+2,500
Resilient Infrastructure (Climate)	0	1,500	2,500	+1,000
Title XVI Water Reclamation				
and Reuse Projects	21,500	21,500	20,000	-1,500
WaterSMART Grants	19,000	19,000	23,365	+4,365
Water Conservation Field				
Services Program.....	3,437	4,457	4,239	-218
Subtotal, WaterSMART Program.....	48,921	50,557	58,054	+7,497

^{1/} The Consolidated and Further Continuing Appropriations Act of 2015 provided Reclamation an additional \$96.9 million in six categories including Western Drought Response, (\$50.0 million), Rural Water (\$31.0 million), and four other categories. At the time of budget preparation, these funds had yet to be distributed by project or program.

^{2/} The Indian Water Rights Settlements appropriation account is requested for establishment in 2016.

APPROPRIATION: Water and Related Resources *(continued)*

	2014 Actual	2015 Enacted	2016 Request	Change
Yakima Project and Yakima River Basin				
Water Enhancement Project.....	16,736	18,642	20,382	+1,740
Yuma Area Projects	25,008	23,987	25,964	+1,977
Other Project / Programs.....	157,726	217,253	152,904	-64,349
TOTAL APPROPRIATION <i>(w/o transfer)</i>	954,085	978,131	805,157	-172,974
Transfer - Desert Terminal Lakes	150,000	0	0	0
TOTAL APPROPRIATION <i>(w/ transfer)</i>	1,104,085	978,131	805,157	-172,974

Program Highlights

The 2016 budget includes funds for the following projects and programs.

Central Arizona Project

Funds are for continued work activities to include fulfilling native fish protection requirements through fish barrier projects; construction design; cost estimates; National Environmental Policy Act environmental analyses; construction of recharge and recovery facilities; and monitoring, liaison, and maintenance responsibilities to the Tohono O'odham Nation's San Xavier and Schuk Toak Districts.

Central Valley Project

Funds are provided for continued facility operations, maintenance, and rehabilitation; numerous management and development efforts; and water conservation. Funds will continue to support the implementation plan of the 2007 Record of Decision for the San Luis Drainage Feature Re-Evaluation and other drainage activities associated with developing and implementing a new revised control schedule in the event settlement negotiations fail. Funding also provides for the Trinity River Restoration program and related activities that will be funded by the CVP Restoration Fund and California Bay-Delta appropriation. The decrease in funding is due primarily to a shift to a current appropriation within the San Joaquin Restoration Fund.

Colorado-Big Thompson Project

The Colorado-Big Thompson project diverts approximately 260,000 acre-feet of water annually from the Colorado River headwaters on the western slope of the Rocky Mountains for distribution to eastern slope project lands. Funding is provided for project operations and continued coordination of activities associated with conservation, enhancement, development, and restoration of fish and wildlife populations and their habitats.

Colorado River Basin Salinity Control Program

Funds are provided for operation, maintenance, and rehabilitation of completed projects in the Upper Colorado River Basin and for a basin-wide program to identify and implement cost-effective salinity control options based on proposals from non-Federal interests. The funds also are used to meet the United States obligations under the 1944 Water Treaty with Mexico and subsequent Minutes to the Treaty, which clarify and resolve Treaty issues. To help meet the Treaty requirements, Reclamation continues maintenance of the U.S. and Mexico bypass drains, wellfields, and conveyance systems; operations and delivery of Colorado River water to Mexico; and the management of water quality. Reclamation works to identify and evaluate the options for replacing or recovering bypass flows to Mexico, as they relate to the Yuma Desalting Plant. The increase reflects more frequent and extensive repairs necessary for aging groundwater wells and conveyances.

Colorado River Storage Project

Funds are included for the Federal share of the costs of facility operations, maintenance, and rehabilitation, including the rehabilitation of recreation facilities at Reclamation constructed reservoirs. Implementation of mitigation measures continues.

Columbia Basin Project

The Bonneville Power Administration, through a memorandum of agreement, directly funds power operation and maintenance costs. In addition, BPA directly funds through subagreements, major power replacements, additions, and improvements. Funds are provided for the day-to-day operation of two storage dams and reservoirs, three Grand Coulee power plants, one pump and generating plant, associated switchyards and transmission lines, the feeder canal at Grand Coulee, and the distribution canal systems for the irrigation reserved works.

Program Highlights
Water and Related Resources (continued)

Columbia/Snake River Salmon Recovery Program

This program implements actions required by the Endangered Species Act's 2014 Supplemental Biological Opinion issued by the National Marine Fisheries Service of the National Oceanic and Atmospheric Administration. A separate 2000 Biological Opinion issued by the Fish and Wildlife Service is still in effect as well. These biological opinions include a vast suite of actions to protect listed species and require extensive collaboration with States and Tribes in the Columbia River Basin to ensure that operation of the Federal Columbia River Power System by the agencies is not likely to jeopardize the continued existence of endangered or threatened species, or to adversely modify or destroy their designated critical habitat. Reclamation actions include modifications to hydrosystem operations and specific actions to improve tributary habitat and hatcheries for salmon and steelhead.

Dam Safety Program

This program provides funding for the Safety of Dams Evaluation and Modification program, which identifies and evaluates safety issues at Reclamation dams, and implements modifications to reduce associated risks to the public. The budget continues dam safety risk management and risk reduction activities throughout Reclamation's inventory of high and significant hazard dams. The program continues planned ongoing dam safety modification activities at Folsom, Boca and Stampede Dams, California; Altus Dam, Oklahoma; and Glendo Dam and Bull Lake Dam, Wyoming. Pre-construction and project formulation activities are planned for several other dams. Funds are also provided to oversee the broader Dam Safety Program managed by the Department of the Interior.

Endangered Species Act Recovery Implementation

This program provides for the development and implementation of measures for the preservation, conservation, and recovery of native and endangered, threatened, proposed, and candidate species resident in, or migratory to, habitats affected by the operation of Reclamation projects. Ongoing efforts funded by this program involve the Colorado, San Juan, and Platte River Basins, as well as watersheds in the Pacific Northwest and areas impacted by the Central Valley Project.

Indian Water Rights Settlements (including Navajo-Gallup Water Supply)

In 2016, Reclamation proposes to establish an Indian Water Rights Settlements account to assure continuity in the construction of the authorized projects and highlight and enhance transparency in handling the new water settlements identified in the Claims Resolution Act of 2010. In establishing this account, Reclamation also proposes to include the ongoing Navajo-Gallup Water Supply project (Title X of the Omnibus Public Lands Management Act of 2009) to have all major current construction funding for Reclamation's Indian Water Rights Settlement projects in a single account. Funding will provide for ongoing pre-construction and construction activities of the Crow, Aamodt, and Navajo-Gallup Settlements and the planning and design of the mutual benefit projects for the Taos Settlement.

Klamath Project

The budget includes funds for authorized projects and initiatives to improve water supplies to meet the competing demands of agricultural, tribal, wildlife refuge, and environmental needs in the Klamath River Basin along with facilities operation and maintenance. Key areas of focus will continue a water user mitigation program, improvements in fish passage and habitat, actions to improve water quality, development of a basin-wide species recovery plan, and increased surface and groundwater supplies.

Lower Colorado River Operations Program

This program funds work necessary to carry out the Secretary's responsibilities as Water Master of the Lower Colorado River, including administration of the Colorado River interim guidelines and reservoir management strategies during low reservoir conditions. This program funds activities to examine water imbalance challenges and potential solutions to address those challenges. This program funds activities under the Lower Colorado River Multi-Species Conservation Program to provide long-term Endangered Species Act compliance for Lower Colorado River operations for both Federal and non-Federal purposes. This MSCP provides a cost-share benefit in which non-Federal partners match Federal funding on a 50:50 basis. It also continues Reclamation's 5-year commitment to fund cooperative measures outlined in Minute 319, signed in November 2012. The historic bi-national agreement to guide management of the Colorado River through 2017, addresses water management issues in the Colorado River Basin and continues to provide for a series of cooperative actions between the U.S. and Mexico to enhance water infrastructure and promote water conservation, management, and development.

Program Highlights
Water and Related Resources (continued)

Middle Rio Grande Project

Funds are included for operations, maintenance, and rehabilitation of project facilities, river maintenance, and for efforts focused on the protection and recovery of the Rio Grande silvery minnow and southwestern willow flycatcher. Project partnerships, through the Middle Rio Grande Endangered Species Act Collaborative Program, provide an alternative to litigation and preserve, protect, and improve the status of endangered species. River maintenance directly benefits water salvage and effective water delivery to Elephant Butte Reservoir, nine Tribes and Pueblos along the river, and a national wildlife refuge. It also reduces flood risks and protects life, critical riverside facilities, and property. The project provides for collection of mission essential lifecycle hydrologic data in the Middle Rio Grande system, and maintenance of the surface water hydrologic computer model required for efficient and effective water delivery. The increase reflects additional work on construction projects related to the new biological opinion such as, silvery minnow propagation and population management, habitat restoration, species and habitat monitoring, and water quality studies supportive of the listed species recovery plans in furtherance of implementing a recovery implementation program.

Native American Affairs Program

This Administration has put a high priority on settling Indian water rights claims as part of its trust relationship with the Tribes. This program provides funding to support Department-wide Indian water rights initiatives, studies, and analyses, for Indian water rights negotiations, and to improve the quality of cost estimates, data gathering, studies, analyses, and reviews of settlement options. Resources support Federal negotiations by developing the most cost effective options for reaching settlement and meeting tribal trust responsibilities. Involvement in Indian water rights settlement negotiation and implementation includes 20 Federal water rights settlement implementation teams and 18 Federal water rights negotiation teams, with two active new teams involving the Hualapai and Havasupai Tribes and the Navajo Nation - Utah. Increased funding in 2016 will provide for additional analyses of proposed settlements through value planning and engineering studies, and technical reviews by design, estimating, and construction advisory teams. Funding also provides for technical assistance to Tribes in a variety of areas related to water and related resources including: tribal water needs assessments, smaller-scale upgrades and repairs to water supply systems, water quality studies, efficiency improvements, habitat restoration, and groundwater quality and contamination studies. Funding provides continued support of the recent Crow and Aamodt water rights settlements where the Acts did not provide full funding for Reclamation involvement. The budget includes funds to improve coordination and application of expertise across the Department, Tribes, States, and other stakeholders to reach settlements more effectively and expediently.

Pick-Sloan Missouri Basin Program

Funds are provided for the Federal share of the cost of operations, maintenance, and rehabilitation of facilities on 32 units of the Pick-Sloan Missouri Basin program. The rural water portion of the P-SMBP, Garrison Diversion Unit, is described under Rural Water Supply projects.

Rural Water Supply Projects

Congress has specifically authorized Reclamation to undertake the design and construction of six projects to deliver potable water supplies to specific rural communities and Tribes located primarily in Montana, New Mexico, North Dakota, and South Dakota. In addition to funding for rural water project construction, the budget funds the operation and maintenance of tribal features of the Mni Wiconi project and the Pick-Sloan Missouri Basin Program, Garrison Diversion Unit.

Eastern New Mexico Rural Water System

Funds are provided for planning, design, pre-construction, and construction tasks associated with planned project features.

Fort Peck Reservation/Dry Prairie Rural Water System

The Tribes will construct the main supply pipeline beside U.S. Highway 2 North that connects existing mainlines east of the water treatment plant, supplying water to northern Reservation and Dry Prairie service areas. The Tribes will continue the planning, design, and construction of branch lines to complete service to rural on-reservation customers. Dry Prairie Rural Water sponsors will continue to plan, design, and construct pipeline branch lines on the east and west end of the project boundary.

Lewis and Clark Rural Water System

Fiscal year 2016 funds will be combined with funds appropriated in 2015 to construct all or a portion of the 13-mile Minnesota Segment (MN-2) pipeline.

Program Highlights
Water and Related Resources (continued)

Mni Wiconi Project

Funds are provided for operation and maintenance of new and existing facilities on the Indian reservations. Construction of the Federal portion of the Mni Wiconi Project is scheduled for completion in 2015.

Pick-Sloan Missouri Basin Program, Garrison Diversion Unit

Funds are provided for continued oversight of pre-construction and construction activities on approved State, municipal, rural, and industrial systems, including continued construction of the Northwest Area Water Supply System. Funding also provides for operation and maintenance of completed project facilities.

Rocky Boy's/North Central Montana Rural Water System

Funds are provided for the Tribes and the non-Federal sponsor, North Central Authority, to perform construction of the core system pipeline, as well as design of the water treatment plant, and build-out of non-core pipeline distribution systems.

Research and Development – Science and Technology Program

Funds are included for the Science and Technology Program to develop new solutions and technologies to meet the Bureau of Reclamation's mission-related needs, which provides for innovative management, development, and protection of water and related resources. Additionally, this program supports Interior's integrated strategy in response to changing climate impacts on the resources managed by the Department and the Executive Order 13642, Making Open and Machine Readable the New Default for Government Information. Funds also support the Desalination and Water Purification Research Program which conducts desalination research and development for the purpose of converting unusable waters into useable water supplies. Research includes competitive, merit-based cooperative agreements with universities, public, and private sector research organizations on a cost-shared basis.

Site Security

Funds are provided to continue Reclamation's ongoing site security efforts including physical security upgrades at high risk critical assets, law enforcement, risk and threat analysis, personnel security, information security, security risk assessments, security related studies, and guards and patrol of facilities.

WaterSMART Program

Funds support the Department's WaterSMART program, which implements sustainable water management strategies to expand and stretch limited water supplies in the West to address current and future water shortages. The program also addresses increased demands for water and energy from growing populations, amplified recognition of environmental water requirements, and the potential for decreased water supply availability due to drought and climate change.

In 2016, the WaterSMART program continues funding for Reclamation's Basin Studies program, Title XVI Water Reclamation and Reuse program, Water Conservation Field Services program, WaterSMART Grants, the Cooperative Watershed Management program, the Resilient Infrastructure Program, and the Drought Response Program. Through WaterSMART Grants, Reclamation will continue to provide competitive cost-shared financial assistance for water and energy efficiency improvements, as well as other activities to enhance water management. The WaterSMART program also includes basin-wide climate assessments and development of mitigation and adaptation strategies under the Basin Studies program to implement the SECURE Water Act. These assessments support Landscape Conservation Cooperatives and Interior's integrated strategy to respond to new weather patterns in a changing environment. Funding also supports water reclamation and reuse projects through the Title XVI program; smaller-scale water conservation improvements and planning efforts through the Water Conservation Field Services program; and assists the Department in implementing collaborative conservation efforts in the management of local watersheds through the Cooperative Watershed Management program. The WaterSMART program directly supports the Department's priority goal for water conservation. In addition, funding will continue the Resilient Infrastructure Program to develop and implement an enhanced decisionmaking criteria framework for selecting infrastructure investments and operational changes that are more climate resilient; and the Drought Response Program, a comprehensive approach to drought planning and implementation actions that address water shortages.

Yakima Project/Yakima River Basin Water Enhancement Project

Funds are provided for operation and maintenance of existing facilities and to address water supply shortages as a result of several drought years by evaluating and implementing structural and non-structural measures to increase the reliability of the irrigation water supply and enhance stream flows and fish passage for anadromous fish in the Yakima River Basin. Funding continues implementation of the initial development phase of the Yakima River Basin Integrated Water Resource Management Plan which includes investigating water supply alternatives at existing reservoirs, and construction of the Cle Elum Dam Fish Passage. Construction of the Cle Elum Dam Fish Passage contributes towards Reclamation's obligation for fish passage in accordance with the Yakama Nation Settlement Agreement; addresses

Program Highlights
Water and Related Resources (continued)

Yakima Project/Yakima River Basin Water Enhancement Project (continued)

Washington State permit conditions that resolve disputes related to not providing fish passage at Keechelus Dam in conjunction with a major Safety of Dams work; and also addresses Washington State's fish passage issues involving anadromous salmon species listed under the Endangered Species Act.

Yuma Area Projects

The budget funds infrastructure maintenance along the Lower Colorado River to ensure uninterrupted water delivery to both urban and agricultural users in Arizona, California, Nevada, and Mexico. Funding also supports river management, well inventory, drainage control, protection of endangered species and their habitats, and land use management activities. The increase is primarily for necessary maintenance and upgrades on aging well fields, drainage, and conveyance systems.

Other Projects and Programs

The 2016 budget also includes funds for numerous smaller projects and programs that further the mission of Reclamation throughout the 17 western States. Though each of these projects may constitute a relatively small portion of Reclamation's budget, together they amount to \$152.9 million and provide critical services to thousands of individuals, farmers, municipalities, and industries throughout the arid West.

APPROPRIATION: San Joaquin Restoration Fund^{1/}

	2014 Actual	2015 Enacted	2016 Request	Change
TOTAL APPROPRIATION	[26,000]	[32,000]	35,000	+35,000

Program Highlights

San Joaquin Restoration Fund

Reclamation proposes \$35.0 million of current funds, a \$3.0 million increase over the 2015 enacted level, for the San Joaquin Restoration Fund in 2016. Funding in 2015 and prior years has been in the Water and Related Resources account under the Central Valley Project, Friant Division. Providing the funds in the San Joaquin Restoration Fund will highlight and enhance transparency in handling these funds. The increase will primarily be used for seepage management projects, realty actions on seepage-impacted properties, and Friant-Kern and Madera Canal Capacity Restoration projects. The realty actions on seepage-impacted properties are a key component of the San Joaquin River Restoration Program's America's Great Outdoors activities.

APPROPRIATION: Indian Water Rights Settlements^{1/}

	2014 Actual	2015 Enacted	2016 Request	Change
Aamodt Litigation Settlement Act.....	[4,664]	[3,000]	6,000	+6,000
Crow Tribe Rights Settlement Act	[7,500]	[2,000]	12,772	+12,772
Navajo Gallup Water Supply.....	[60,497]	[81,000]	89,663	+89,663
Taos Indian Water Rights Settlement Act	[4,000]	[4,000]	4,048	+4,048
White Mountain Apache Tribe				
Water Rights Quantification Act	[2,000]	[0]	0	0
TOTAL APPROPRIATION	[78,661]	[90,000]	112,483	+112,483

Program Highlights

Indian Water Rights Settlements

In 2016, Reclamation proposes to establish an Indian Water Rights Settlements account to assure continuity in the construction of the authorized projects and to highlight and enhance transparency in handling the construction funds.

^{1/} The amounts displayed in brackets are provided for comparative purposes only as these amounts were appropriated in different accounts for 2014 and 2015.

Program Highlights
Indian Water Rights Settlements (continued)

Aamodt Litigation Settlement Act

Funds are provided to plan, design, and construct a regional water system, in accordance with the Settlement Agreement. The system will divert and distribute water to the Pueblos of Nambe, Pojoaque, Tesuque, and San Ildefonso, and the Santa Fe County water utility; and include treatment, transmission, storage and distribution facilities, and well fields to meet water delivery requirements.

Crow Tribe Rights Settlement Act

Reclamation will serve as the lead agency to implement the two major components of the Crow Tribe Water Rights Settlement Act. Reclamation will rehabilitate and improve the Crow Irrigation Project under which Reclamation will carry out activities needed to rehabilitate and improve the water diversion and delivery features of the CIP. Reclamation will also design and construct a municipal, rural, and industrial system under which Reclamation will plan, design, and construct the water diversion and delivery features of the municipal, industrial, and rural water system, in accordance with one or more agreements between the Secretary and the Tribe.

Navajo-Gallup Water Supply Project

Funds will be used to continue oversight, management, coordination, and construction on several reaches on both the San Juan Lateral and the Cutter Lateral. Funding also will provide for design data collection, design, rights-of-way acquisitions, and environmental and cultural resources compliance activities for remaining project features.

Taos Pueblo Indian Water Rights Settlement Act

Funds are provided to begin the planning and design of potential mutual benefit projects and to provide grants to non-tribal entities to minimize adverse impacts on the Pueblo's water resources by pumping future non-Indian groundwater away from the Pueblo's Buffalo Pasture; and implement resolution of a dispute over the allocation of certain surface water flows between the Pueblo and non-Indian irrigation water rights owners in the community of Arroyo Seco Ariba.

White Mountain Apache Tribe Water Rights Quantification Act

For the construction of the Rural Water System, the White Mountain Apache (Arizona) settlement is authorized to use only the permanent funds made available under the Act, therefore, no current funding is requested in 2016.

APPROPRIATION: Policy and Administration

	2014 Actual	2015 Enacted	2016 Request	Change
TOTAL APPROPRIATION	60,000	58,500	59,500	+1,000

APPROPRIATION: Reclamation Loan Program Account

	2014 Actual	2015 Enacted	2016 Request	Change
TOTAL APPROPRIATION	0	-500	0	+500

APPROPRIATION: Central Valley Project Restoration Fund

	2014 Actual	2015 Enacted	2016 Request	Change
Fish and Wildlife Resources Habitat	33,052	46,834	43,428	-3,406
Fish and Wildlife Resources Mgmt.....	12,390	10,161	6,100	-4,061
TOTAL APPROPRIATION	45,442	56,995	49,528	-7,467

Program Highlights**Central Valley Project Restoration Fund**

The 2016 budget includes \$43.4 million for Fish and Wildlife Resources Habitat and \$6.1 million for Fish and Wildlife Resources Management. Funds are provided for wildlife restoration, water management, and conservation activities. Funds will be used on high priority projects including completion of a state-of-the-art fish screen at an existing unscreened 400 cfs diversion from the Sacramento River, fish passage projects in Sacramento River Basin tributaries, floodplain restoration in the Central Valley, the creation of spawning and rearing habitat, refuge water acquisition and conveyance, and juvenile salmon survival assessments. This project provides funding for restoration actions on the Trinity and San Joaquin Rivers which are two key components of the America's Great Outdoors initiative.

APPROPRIATION: California Bay-Delta Restoration

	2014 Actual	2015 Enacted	2016 Request	Change
TOTAL APPROPRIATION	37,000	37,000	37,000	0

Program Highlights**California Bay-Delta Restoration**

Funds are provided for the following program activities: \$1.7 million for Renewed Federal-State Partnership; \$7.2 million for Smarter Water Supply and Use; and \$28.1 million for Habitat Restoration. These program activities are based on the Interim Federal Action Plan for the California Bay-Delta issued December 22, 2009.



CENTRAL UTAH PROJECT COMPLETION ACT

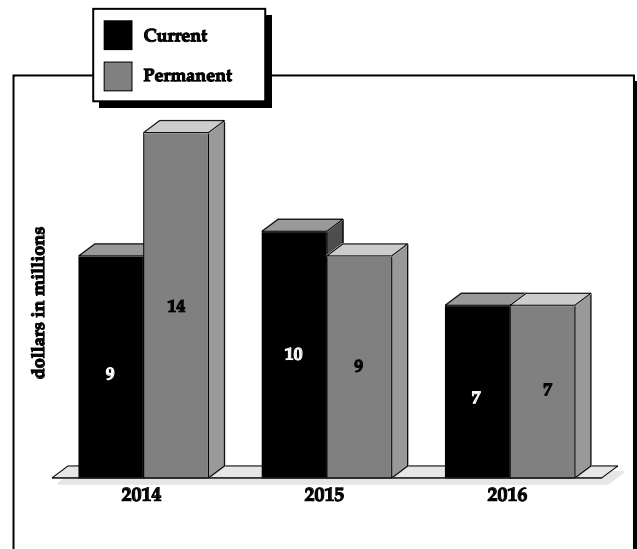
Mission – The purpose of this program is to complete the Central Utah Project Completion Act in an environmentally sound and timely manner.

Budget Overview – The 2016 Central Utah Project Completion Act budget is \$7.3 million, \$2.6 million below the 2015 enacted level. The request provides funding for design and construction of Utah Lake System pipelines; provides for recovery of endangered species; and implements fish, wildlife, and recreation mitigation and conservation projects. The budget includes a \$2.8 million reduction in the Utah Lake System construction activities. The Mitigation Commission activities include planning and design for the Provo River Delta Restoration Project for the recovery of the June sucker, a critical element of endangered species recovery efforts.

The 2016 budget includes \$3.6 million for planning and construction activities administered by the Central Utah Water Conservancy District for project construction; \$1.4 million for mitigation and conservation activities funded through the program office; \$1.4 million for program administration; and \$1.0 million for mitigation and conservation activities funded through the Mitigation and Conservation account.

In 2016, the Utah Reclamation Mitigation and Conservation Commission anticipates \$6.8 million in interest will be realized from the Utah Reclamation Mitigation and

CUPCA Funding



Conservation Permanent Account established by Title IV of the Central Utah Project Completion Act. These funds will be used as follows: \$4.9 million for the Provo River / Utah Lake Fish and Wildlife for the recovery of the June sucker; \$1.0 million for the Duchesne / Strawberry Rivers Fish and Wildlife for mitigation of CUPCA impacts on trust resources of the Ute Indian Tribe and restoration of sage grouse; and \$900,000 to continue operations, management, maintenance, and rehabilitation activities.

CENTRAL UTAH PROJECT COMPLETION ACT FACTS

- Established in 1992.
- Distributes responsibility for completion of the Central Utah Project among the stakeholders.
- Makes construction of the remainder of the Central Utah Project the responsibility of the local Central Utah Water Conservancy District.
- Assigns responsibility for mitigating the environmental effects of the Central Utah Project to the Utah Reclamation Mitigation and Conservation Commission.
- Holds the Department of the Interior responsible for oversight of the project.
- Provides 62,000 acre-feet of water for irrigation of over 30,000 acres and 94,750 acre-feet for municipal and industrial purposes, meeting the needs of over 400,000 people.

SUMMARY OF BUREAU APPROPRIATIONS

(all dollar amounts in thousands)

Comparison of 2016 Request with 2015 Enacted

	2015 Enacted		2016 Request		Change	
	FTE	Amount	FTE	Amount	FTE	Amount
Current						
Central Utah Project Completion Account.....	4	8,874	4	6,300	0	-2,574
Utah Reclamation Mitigation and Conservation Account	10	1,000	10	1,000	0	0
Subtotal, Appropriations.....	14	9,874	14	7,300	0	-2,574
Permanent						
Utah Reclamation Mitigation and Conservation Account	0	9,284	0	6,811	0	-2,473
Subtotal, Permanent.....	0	9,284	0	6,811	0	-2,473
TOTAL, CENTRAL UTAH PROJECT COMPLETION ACT	14	19,158	14	14,111	0	-5,047

HIGHLIGHTS OF BUDGET CHANGES

By Appropriation Activity/Subactivity

APPROPRIATION: Central Utah Project Completion Account

	2014 Actual	2015 Enacted	2016 Request	Change
Central Utah Project Construction.....	5,225	6,374	3,572	-2,802
Mitigation and Conservation	1,200	1,200	1,378	+178
Program Administration.....	1,300	1,300	1,350	+50
TOTAL APPROPRIATION	7,725	8,874	6,300	-2,574

Detail of Budget Changes

	2016 Change from 2015 Enacted
TOTAL APPROPRIATION	-2,574
Central Utah Project Construction.....	-2,802
Construction, Utah Lake System.....	-2,802
Mitigation and Conservation	+178
Operating Hatcheries and Mitigation Projects Outside of Utah.....	+178
Program Administration.....	+50
Program Office Administrative Costs	+50

APPROPRIATION: Utah Reclamation Mitigation and Conservation Account

	2014 Actual	2015 Enacted	2016 Request	Change
TOTAL APPROPRIATION	1,000	1,000	1,000	0



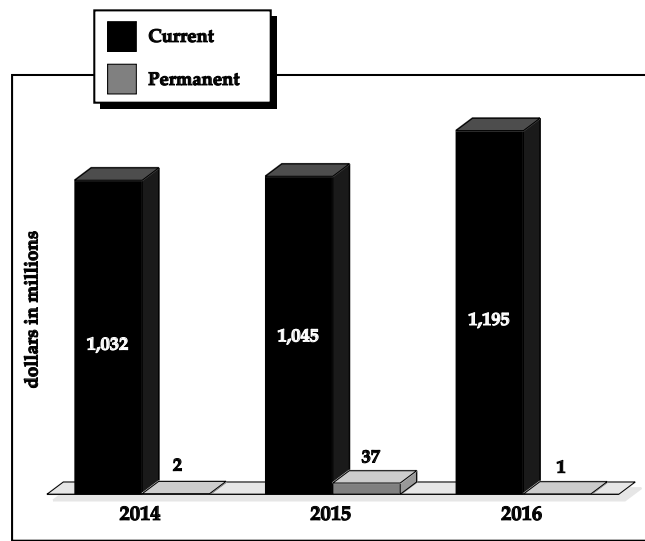
U.S. GEOLOGICAL SURVEY

Mission – The mission of the U.S. Geological Survey is to provide reliable scientific information to describe and understand the Earth, minimize loss of life and property from natural disasters, support the sustainable stewardship of land and water, and manage biological, energy, and mineral resources.

Budget Overview – The 2016 USGS budget is \$1.2 billion, an increase of \$149.8 million above the 2015 enacted level. The USGS estimates staffing will equal 8,136 full time equivalents in 2016, an increase of 207 FTE from 2015 enacted. The 2016 budget reflects the Administration's commitment to invest in research and development to support sustainable economic growth, manage competing demands on environmental resources, address global climate change and move toward a clean energy future, and ensure the security and well-being of the Nation. Sustainable stewardship of natural resources requires strong investments in research and development in the natural sciences to strengthen the scientific basis for decisionmaking. The USGS budget invests in critical research, development, and monitoring infrastructure, to support natural resource decisionmaking, particularly in areas that support Interior's resource management missions and trust responsibilities, and to provide world-class science to Federal, State, tribal, local, and international partners who rely on USGS data, information, and tools.

The 2016 USGS budget makes strategic science investments to advance national priorities in support of: land management; sustainable energy and mineral development; responding to natural hazards; protection and restoration of important landscapes and ecosystems; sustainable water management; understanding and responding to climate change; and the science infrastructure and services that are the foundation of delivering that science to communities and decisionmakers. The USGS investments in the 2016 budget, as highlighted below, reflect the interdisciplinary science and tools needed to address the increasingly complex challenges that face the Nation and planet in managing resources in a time of rapid change, including a program increase of \$3.6 million to cover health care benefits for seasonal employees.

USGS Funding



Meeting Water Challenges in the 21st Century – The USGS budget provides \$31.0 million, a \$14.6 million increase over 2015, to support sustainable water management through the WaterSMART initiative. This includes increases for: monitoring and science to respond to persistent drought; enhanced access and use of water information through the new Open Water Data initiative; understanding and managing the quality and availability of surface and groundwater resources; better integration of data and models; and enabling adaptive management of watersheds to support the resilience of the communities and ecosystems that depend on them.

Powering Our Future and Supporting Sustainable Energy and Mineral Development – The 2016 USGS budget provides \$43.5 million for the Secretary's Powering Our Future initiative, \$7.4 million above the 2015 enacted level. A total of \$9.5 million in program increases across the energy and minerals portfolios in 2016 will support science to advance and promote understanding of: the development impacts and sustainability of conventional and unconventional oil and gas resources; renewable energy sources such as geothermal, wind, and solar; critical minerals such as rare earth minerals; and

U.S. GEOLOGICAL SURVEY FACTS

- Founded by an Act of Congress in 1879.
- Is the Nation's largest water, earth, and biological science and civilian mapping agency.
- Employs over 8,200 scientists, technicians, and support staff working in more than 400 locations throughout the United States.
- With over 2,000 strategic partnerships, USGS is a primary Federal source of science-based information on ecosystem science, climate and land use change, energy and mineral resources, environmental impacts, natural hazards, water use and availability, and updated maps and images for the Earth's features available to the public.
- Generates and maintains data from over 8,000 streamgages and over 2,900 earthquake sensors that are available to the public.
- Over 23 million Landsat satellite scenes have been downloaded by users from the USGS archive since they became available at no charge in 2008, with over nine million downloaded in 2014 alone.
- The USGS archives provide direct access to air photos dating to 1939 and over 100 other satellite, cartographic, and topographic datasets characterizing the Earth's surface at no cost to the user.

environmental impacts of resource development such as uranium. These investments include \$19.5 million, \$5.3 million above 2015, to support an interagency effort with the Department of Energy and Environmental Protection Agency to better understand the potential impacts of hydraulic fracturing.

Understanding and Managing Landscapes – The 2016 USGS budget provides \$15.6 million in program increases for science to increase understanding of the Nation's landscapes to inform decisions for activities such as managing public lands, siting and mitigating resource development, and supporting conservation, recreation, and other land uses. Science activities include research for specific landscapes, such as the arctic, Columbia River, Puget Sound, Upper Mississippi River, Great Lakes, sage steppe, and coastal landscapes, and addresses landscape-level challenges associated with invasive species and species in decline. The budget provides program increases totaling \$37.8 million for foundational data and tools needed to support landscape level understanding. These activities include land imaging, mapping, expanded lidar collection through the 3D Elevation Program, making data more easy to access and use under the Big Earth Data initiative, developing Landsat science products, and developing information and tools to assess ecosystem services and benefits.

The budgets of both USGS and the National Aeronautics and Space Administration provide funding to sustain the Landsat data stream, which is critical to understanding global landscapes, with the development of a Thermal Instrument Free Flyer, Landsat 9 satellite, and research

and development to support the long-term sustainability of the program.

Responding to Natural Hazards – The 2016 budget includes a \$6.6 million program increase to continue earthquake early warning development and volcano monitoring, expand the Global Seismic Network, add to the streamgage network, support solar flare monitoring, improve landslide and sinkhole understanding, and develop a rapid response capacity for wildfires. Efforts in 2016 will deliver science to support disaster response, which will provide enhanced situational awareness and ultimately a Nation with greater resilience to natural hazards.

Supporting Community Resilience in the Face of a Changing Climate – The USGS plays an important role in conducting research, providing data on the Earth's systems, and in developing information and tools to support communities and Federal, State, tribal, local, and international partners in understanding, preparing for, and responding to the impacts of global change. The 2016 budget provides program increases totaling \$32.0 million to expand partnerships and collaboration, translate science into practical application-ready solutions, initiate new science activities in emerging areas, establish a national carbon inventory and tracking system, and build a clearinghouse of data, tools, shared applications, and best practices for use by resource managers, decisionmakers, and the public.

Ecosystems – The 2016 budget includes \$176.3 million for Ecosystems, \$19.3 million above 2015 enacted.

Through the Ecosystems activity, USGS conducts research and monitoring to better understand how ecosystems are structured and function to improve management of the Nation's natural resources. The 2016 Ecosystems budget includes a program increase of \$2.8 million to advance landscape level research on ecological flows and drought in WaterSMART. Program increases totaling \$2.1 million are provided for environmental studies to increase understanding of the arctic, sage steppe landscape, Columbia River, and Puget Sound critical ecosystems, and a program increase of \$300,000 is provided for science support for Outer Continental Shelf ecosystems decisions. In addition to the \$1.2 million program increase for hydraulic fracturing, a program increase of \$150,000 is requested for wind and solar renewable energy studies.

Other program increases totaling \$1.7 million are provided to address native pollinator issues, Great Lakes fisheries assessments, and continued research on brown tree-snakes. A program increase of \$2.0 million in Invasive Species supports early detection and rapid response to emerging invasive species to be coordinated with the National Invasive Species Council and a program increase of \$2.0 million is requested to enhance support for and expand the work of the Cooperative Research Units. A program increase of \$500,000 for science related to wildfire response across the Nation is requested and a program increase of \$450,000 will support continuing efforts to further a national ecosystems services framework.

Climate and Land Use Change – The 2016 budget provides a total of \$191.8 million for Climate and Land Use Change, an increase of \$55.9 million above 2015. The proposed budget for the Climate Variability subactivity is \$82.6 million, an increase of \$25.0 million above the 2015 enacted level. This subactivity provides practical scientific information to inform resilient and adaptive natural resource and land management on a landscape scale and prioritizes and advances implementation of the President's Climate Action Plan. The National Climate Change and Wildlife Science Center and the eight Department of the Interior Climate Science Centers are funded at \$37.4 million, a program increase of \$10.6 million above 2015. The increase includes \$1.0 million for drought research in WaterSMART, \$500,000 for landscape research in the arctic, and \$500,000 for resilient coastal landscapes and communities. Additional program increases include \$2.3 million for interagency coordination, \$2.5 million for tribal climate science partnerships, \$3.0 million for translational science grants, and \$800,000 for a vulnerability assessment database and field guide.

Climate Research and Development program increases include \$1.1 million for drought research in WaterSMART, \$1.5 million for climate and land cover change effects,

and \$2.3 million for emerging science needs. The 2016 budget provides a program increase of \$8.7 million in Carbon Sequestration for biological carbon sequestration research, tools, and demonstration projects. This work will support continued improvements to the national inventory, assessment, projection, and monitoring systems for carbon sinks. The USGS will work collaboratively with other Federal agencies to reduce uncertainty in measuring land carbon sinks, close data gaps, mitigate variability in methods and emissions estimates, and support projects that foster terrestrial carbon conservation. An additional program increase includes \$400,000 for ecosystem services assessment in biological carbon sequestration.

The 2016 budget request for the Land Use Change subactivity is \$109.3 million, \$30.9 million above the 2015 enacted level. This subactivity ensures earth observation imagery collected via satellite is available and accessible to users and provides analyses of these data to quantify rates of land use change, identify key driving forces, and forecast future trends of landscape change. The 2016 budget provides a program increase of \$4.0 million in the Land Remote Sensing program for Landsat science products for climate and natural resource assessments. Program increases to advance landscape level understanding include \$650,000 in WaterSMART for drought research and remote sensing, \$600,000 for Big Earth Data, \$250,000 for studies to increase understanding of the arctic, and \$500,000 for imagery datasets and analytical tools for coastal analysis that will be used for resilient coastal landscapes and communities.

In the Land Change Science program, the 2016 budget provides program increases of \$300,000 to advance natural hazard science in scenario planning and response; \$200,000 for coastal land use change and sea level rise studies that will be used for resilient coastal landscapes and communities; \$400,000 for WaterSMART to develop innovative tools to use remote sensing information with elevation models to monitor reservoir levels; and \$200,000 to establish methodologies and create tools for the assessment, mapping, and valuation of critical landscapes and ecosystems and their responses to changing climatic conditions.

The Landsat satellite program in the Land Remote Sensing program is funded at \$77.6 million, \$24.3 million above 2015, and includes funding for the maintenance and operation of ground systems and satellite operations. The successful launch of the Landsat 8 satellite in 2013 enables the continuation of the 42-year Landsat record. Following extensive study, the Administration has established a plan for a long-term Sustainable Land Imaging program that would extend the four-decade long Landsat series of measurements of the Earth's land

surfaces for another two decades. The plan includes three simultaneous activities. The first is the initiation of a new U.S.-built small satellite with a thermal imager that will launch as soon as is feasible, likely in 2019, and will operate either in conjunction with a European Sentinel-2 satellite or with Landsat 8. The second activity is development of a Landsat 9 satellite as a rebuild of Landsat 8, with a target launch date of 2023. The third activity is ongoing investment in technology development and systems innovation to reduce risk in next generation missions, including Landsat 10. In 2016, USGS will work with NASA to support the Administration's plan for a Sustainable Land Imaging program. The USGS requests \$24.3 million to develop systems to operate the satellites and collect, archive, process, and distribute data for the program. Additional funding requests to complete this effort will be made in future fiscal years.

Energy, Minerals, and Environmental Health – The 2016 budget includes \$103.3 million for Energy, Minerals, and Environmental Health, \$11.0 million above the 2015 enacted level. In 2016, a technical adjustment is proposed to create two subactivities: the Mineral and Energy Resources subactivity, comprised of the Mineral Resources Program and Energy Resources Program, and the Environmental Health subactivity, comprised of the Contaminant Biology Program and Toxic Substance Hydrology Program. The proposed budget for the Mineral and Energy Resources subactivity is \$75.8 million, an increase of \$5.0 million above the 2015 level. This subactivity includes programs that conduct research and assessments on the location, quantity, and quality of the Nation's mineral and energy resources and produce science and information to support the safe and environmentally responsible development of these resources. The budget provides program increases in Mineral Resources of \$2.4 million to enhance support for critical minerals research and \$559,000 to address environmental impacts of minerals development. Program increases in Energy Resources include \$1.6 million for hydraulic fracturing, \$200,000 for geothermal energy research, \$250,000 for evaluating the benefits of ecosystem services and nature based infrastructure, and \$150,000 for supporting climate resilience. Increases are partially offset by reductions in lower priority activities within these programs.

The 2016 request for the Environmental Health subactivity is \$27.5 million, \$6.1 million above the 2015 enacted level. This subactivity conducts research on the impacts of human activities that introduce chemical and pathogenic contaminants into the environment and threaten human, animal, and ecological health. Program increases in Contaminant Biology include \$1.4 million for hydraulic fracturing, \$273,000 to study the environmental impacts of uranium mining, and \$50,000 for Columbia

River ecosystem restoration. Program increases in Toxic Substances Hydrology include \$1.3 million for resilient coastal landscapes and communities along the Northeast coast, \$1.8 million to study the environmental impacts of uranium mining, \$700,000 for emerging contaminants and chemical mixtures, \$250,000 for hydraulic fracturing, and \$50,000 for Columbia River ecosystem restoration.

Natural Hazards – The 2016 budget provides \$146.4 million for Natural Hazards, \$11.2 million above the 2015 enacted level. This activity provides scientific information and tools to help understand and respond to hazards such as volcanoes, earthquakes, tsunamis, and landslides, among others, to reduce potential fatalities, injuries, and other social and economic impacts. This activity also includes efforts to characterize and assess coastal and marine processes, conditions, vulnerability, and change. The 2016 budget supports continued funding of \$3.5 million in Earthquake Hazards for earthquake early warning and event characterization activities in partnership with States, academia, and others. The 2016 budget also supports continued funding of \$2.0 million in the Volcano program to improve disaster response and provides an increase of \$200,000 for geothermal energy research. The budget also provides the Landslide program with an increase of \$500,000 to improve disaster response.

The 2016 Natural Hazards budget provides a program increase of \$4.9 million for the Global Seismic Network for deployment of sensors procured by the Nuclear Security Administration in the Department of Energy. Program funding for Geomagnetism is increased by \$1.7 million to support nowcasting, a critical component of the Nation's space weather monitoring infrastructure important for understanding and mitigating the impacts of solar flare events on infrastructure such as the Nation's electrical grid. Program increases in Coastal and Marine Geology include \$2.1 million for resilient coastal landscapes and communities and \$2.0 million for coastal resilience science and tools to support vulnerable arctic and island communities to plan and prepare for the impacts of climate change. This work will be coordinated with the Arctic and Pacific Climate Science Centers, Landscape Conservation Cooperatives, Bureau of Indian Affairs, Office of Insular Affairs, and other partners.

Water Resources – The 2016 budget includes \$222.9 million for Water Resources, \$11.6 million above the 2015 enacted level. This activity includes programs that collect, manage, and disseminate hydrologic data, model and analyze hydrologic systems, and conduct research and development leading to new understanding of and methods for gathering data. The activities are supported by a national network of streamgages, wells, and monitoring sites, which are leveraged by funds from State,

tribal, and local partners. In 2016, USGS plans to align the Water Resources Mission Area budget structure to the USGS Water Science Strategy by consolidating its seven existing programs into four major program areas. The Groundwater and Streamflow Information Program primarily focuses on collecting data and delivering water data. The other three programs, the National Water Quality Program, Water Availability and Use Science Program, and Water Resources Research Act Program primarily focus on science activities that promote understanding, predicting, and delivering water information.

The 2016 budget funds the Groundwater and Streamflow Information Program at \$73.5 million with program increases of \$1.9 million for the WaterSMART National Groundwater Monitoring Network and streamflow information, \$700,000 to expand the use of streamgages, and \$500,000 in support of tribal water rights. The Water Availability and Use Science Program is funded at \$46.8 million with program increases totaling \$5.5 million in WaterSMART for drought, a national hydrologic model, streamflow information, water use information, and water use research. An additional program increase of \$750,000 is requested for arctic water research and monitoring. The National Water Quality Program is funded at \$96.1 million with program increases of \$901,000 for hydraulic fracturing, \$717,000 for enhanced cooperative activities and urban waters studies, and \$200,000 for critical landscape studies in the Puget Sound and upper Mississippi River. The budget also provides a program increase of \$1.9 million in support of the National Water Quality Assessment, Cycle 3. Increases are partially offset by reductions in lower priority activities within the Water Resources Mission Area.

Core Science Systems—The 2016 budget provides \$127.0 million for Core Science Systems, \$19.7 million above the 2015 enacted level. This activity provides the Nation with access to science, information, data, and geospatial frameworks used to manage natural resources and plan for and respond to natural hazards. Biologic and geologic data archives and geospatial data in The National Map provide critical data about the Earth, its complex processes, and natural resources.

The 2016 budget for Science Synthesis, Analysis, and Research provides program increases of \$500,000 for observations and measurements in Big Earth Data, \$350,000 for native pollinators, \$300,000 for geospatial analysis and synthesis of existing data to identify regional areas of concern, and \$200,000 for drought studies in WaterSMART. The budget for National Cooperative Geologic Mapping provides program increases of \$200,000 for improving disaster response for sinkholes and \$500,000 for resilient coastal landscapes and communities.

The budget provides a program increase of \$11.0 million in the National Geospatial Program for the Community Resilience Toolkit to leverage and expand the use of the government-wide Geospatial Platform to provide communities with robust geospatial tools for resilience planning, preparedness, and response in coordination with the Federal Geospatial Data Committee, Interior bureaus, and other Federal agencies. Program increases of \$1.3 million for 3-D elevation Alaska mapping and \$1.4 million for the 3-D elevation program will support the national effort to build a modern elevation foundation nationwide for stronger, more resilient communities. Additional increases include \$1.0 million for the National Hydrography Database in WaterSMART; \$500,000 to use lidar data for landscape level assessments in the Chesapeake Bay, and \$500,000 to use lidar data for improving disaster response regarding coastal infrastructure. Finally, program increases totaling \$800,000 are requested for the critical landscapes of Columbia River and Puget Sound.

Science Support—The 2016 budget request includes \$112.8 million for Science Support, \$7.2 million above the 2015 enacted level. This activity funds the executive, managerial, and accounting activities, information technology, and bureau support services of USGS. These support services underpin the science of USGS by providing the business supports that enable science to be conducted. The 2016 budget includes program increases in Administration and Management of \$500,000 to enhance the Mendenhall post-doctoral program, \$300,000 to support tribal science coordination, \$1.0 million to enhance youth and science education, \$200,000 for engaging and mentoring youth in underserved communities in Earth and biological sciences through outreach activities and science camps, and \$200,000 for science coordination. An increase of \$2.0 million will enhance science support capacity to advance critical science mission goals as will a program increase of \$620,000 in Information Services.

Facilities—The 2016 budget provides \$114.3 million for Facilities, \$13.9 million above the 2015 enacted level. This activity provides safe, functional workspace, laboratories, and other facilities needed to accomplish the USGS scientific mission. The budget provides program increases of \$2.7 million to enhance operation and maintenance efficiencies in the real property portfolio, \$2.0 million for sustainability investments to meet the goals of Executive Order 13514, and \$11.6 million to reduce the facilities footprint of USGS nationwide by consolidating and improving the efficiency of space and real property. Through these cost savings and innovation plan efforts, USGS has cumulatively reduced its footprint by over 540,000 rentable square feet from 2012 through 2014. In 2016, USGS anticipates an additional reduction of 175,000 RSF, bringing the overall footprint reduction to 715,000 RSF.

This is a 12 percent decrease of the USGS space portfolio since 2012. Over the next four to six years these investments will pay for themselves by lowering USGS rental and maintenance costs thus saving Federal resources.

Fixed Costs – Fixed costs of \$9.0 million are fully funded.

SUMMARY OF BUREAU APPROPRIATIONS (all dollar amounts in thousands)

Comparison of 2016 Request with 2015 Enacted

	2015 Enacted		2016 Request		Change	
	FTE	Amount	FTE	Amount	FTE	Amount
Current						
Surveys, Investigations, and Research.....	4,935	1,045,000	5,142	1,194,782	+207	+149,782
Subtotal, Appropriations.....	4,935	1,045,000	5,142	1,194,782	+207	+149,782
Permanent						
Operations and Maintenance of Quarters.....	0	40	0	42	0	+2
Contributed Funds.....	7	1,258	7	1,062	0	-196
Surveys, Investigations, and Research.....	0	35,680	0	0	0	-35,680
Subtotal, Permanents and Other.....	7	36,978	7	1,104	0	-35,874
Reimbursements, Allocations, and Other						
Reimbursements.....	2,687	0	2,687	0	0	0
Allocation	71	0	71	0	0	0
Working Capital Fund.....	229	0	229	0	0	0
Subtotal, Reimbursements, Allocation, and Other	2,987	0	2,987	0	0	0
TOTAL, U.S. GEOLOGICAL SURVEY.....	7,929	1,081,978	8,136	1,195,886	+207	+113,908

HIGHLIGHTS OF BUDGET CHANGES

By Appropriation Activity/Subactivity

APPROPRIATION: Surveys, Investigations, and Research

	2014 Actual	2015 Enacted	2016 Request	Change
Ecosystems				
Status and Trends	20,473	20,473	22,178	+1,705
Fisheries	20,886	20,886	25,422	+4,536
Wildlife	44,757	45,257	46,671	+1,414
Environments	36,244	36,224	42,755	+6,531
Invasive Species	13,080	16,830	19,281	+2,451
Cooperative Research Units	17,371	17,371	19,992	+2,621
Subtotal, Ecosystems	152,811	157,041	176,299	+19,258
Climate and Land Use Change				
Climate Variability	53,589	57,589	82,572	+24,983
Land Use Change	78,386	78,386	109,256	+30,870
Subtotal, Clim. and Land Use Chge. .	131,975	135,975	191,828	+55,853
Energy, Minerals, and Environmental Health - <i>new structure</i>				
Mineral and Energy Resources	[71,901]	[70,826]	75,785	+75,785
Environmental Health	[19,614]	[21,445]	27,517	+27,517
Subtotal, Energy, Minerals, and Environmental Health	[91,515]	[92,271]	103,302	+103,302
Energy, Minerals, and Environmental Health - <i>old structure</i>				
Mineral Resources	45,931	45,931	0	-45,931
Energy Resources	25,970	24,895	0	-24,895
Contaminant Biology	9,647	10,197	0	-10,197
Toxic Substances Hydrology	9,967	11,248	0	-11,248
Subtotal, Energy, Minerals, and Environmental Health	91,515	92,271	0	-92,271
Natural Hazards				
Earthquake Hazards	53,803	59,503	57,952	-1,551
Volcano Hazards	23,121	25,121	25,709	+588
Landslide Hazards	3,485	3,485	4,039	+554
Global Seismographic Network	4,853	4,853	9,799	+4,946
Geomagnetism	1,888	1,888	3,624	+1,736
Coastal and Marine Geology	41,336	40,336	45,230	+4,894
Subtotal, Natural Hazards	128,486	135,186	146,353	+11,167
Water Resources - <i>new structure</i>				
Water Availability and Use Science	[38,544]	[40,919]	46,758	+46,758
Groundwater and Streamflow Information Program	[66,069]	[69,707]	73,533	+73,533
National Water Quality	[96,168]	[94,141]	96,087	+96,087
Water Resources Research Act Prog	[6,500]	[6,500]	6,500	+6,500
Subtotal, Water Resources	[207,281]	[211,267]	222,878	+222,878
Water Resources - <i>old structure</i>				
Groundwater Resources	8,948	11,348	0	-11,348
National Water Quality Assessment ...	58,859	59,459	0	-59,459
Hydrologic Research and Developmt. .	10,915	11,215	0	-11,215
National Streamflow Information Prog	33,701	34,901	0	-34,901
Hydrologic Networks and Analysis	28,884	30,134	0	-30,134

APPROPRIATION: Surveys, Investigations, and Research *(continued)*

	2014 Actual	2015 Enacted	2016 Request	Change
Cooperative Water Program.....	59,474	57,710	0	-57,710
Water Resources Research Act Program.....	6,500	6,500	0	-6,500
Subtotal, Water Resources.....	207,281	211,267	0	-211,267
Core Science Systems				
Science Synthesis, Analysis, and Research Program.....	24,314	24,299	25,897	+1,598
National Cooperative Geologic Mapping Program.....	24,397	24,397	25,339	+942
National Geospatial Program.....	60,096	58,532	75,731	+17,199
Subtotal, Core Science Systems.....	108,807	107,228	126,967	+19,739
Science Support				
Administration and Management.....	86,985	84,192	90,599	+6,407
Information Services.....	23,719	21,419	22,229	+810
Subtotal, Science Support.....	110,704	105,611	112,828	+7,217
Facilities				
Rental Payments and Operations and Maintenance.....	93,141	93,141	107,047	+13,906
Deferred Maintenance and Capital Improvement.....	7,280	7,280	7,280	0
Subtotal, Facilities.....	100,421	100,421	114,327	+13,906
TOTAL APPROPRIATION.....	1,032,000	1,045,000	1,194,782	+149,782

Detail of Budget Changes

	2016 Change from 2015 Enacted		2016 Change from 2015 Enacted
TOTAL APPROPRIATION.....	+149,782		
Ecosystems.....	+19,258	Natural Hazard Science for Wildfire	
Status and Trends.....	+1,705	Disaster Response.....	+500
Pollinators.....	+1,210	Internal Transfer from	
Seasonal Workers Healthcare.....	+254	National Water Quality.....	+2,191
Fixed Costs.....	+241	OCS Ecosystems Decisions.....	+300
Fisheries.....	+4,536	WaterSMART - Drought.....	+300
Great Lakes Fisheries Assessments.....	+250	Seasonal Workers Healthcare.....	+380
Unconventional Oil and Gas Research.....	+1,200	Fixed Costs.....	+360
WaterSMART - Ecological Flows.....	+2,500	Invasive Species.....	+2,451
Seasonal Workers Healthcare.....	+301	Brown Treesnake.....	+250
Fixed Costs.....	+285	New and Emerging Invasives of	
Wildlife.....	+1,414	National Concern.....	+2,000
All-of-the-Above Energy - Renewable Energy		Seasonal Workers Healthcare.....	+103
Wind and Solar.....	+150	Fixed Costs.....	+98
Seasonal Workers Healthcare.....	+649	Cooperative Research Units.....	+2,621
Fixed Costs.....	+615	CRU Enhanced Support and Scientists	
Environments.....	+6,531	for Tomorrow.....	+2,000
Critical Landscapes		Seasonal Workers Healthcare.....	+319
Arctic.....	+700	Fixed Costs.....	+302
Columbia River.....	+150	Climate and Land Use Change.....	+55,853
Puget Sound.....	+200	Climate Variability.....	+24,983
Sage Steppe Landscape.....	+1,000	Biological Carbon Monitoring and Tools.....	+6,500
Ecosystem Services		Biological Carbon Sequestration in	
National Ecosystems Framework.....	+450	Land Management.....	+200

Detail of Budget Changes
Surveys, Investigations, and Research (continued)

	2016 Change from 2015 Enacted		2016 Change from 2015 Enacted
Climate Adaptation and Resiliency -		Unconventional Oil and Gas Research.....	+1,550
Vulnerability Assessment Database and		Sunsetting Activities	-2,000
Field Guide	+800	Research and Development to Address	
Resilient Coastal Landscapes and		Environmental Impacts of	
Communities: Climate Outputs	+500	Minerals Development	+559
Critical Landscapes - Arctic	+500	Seasonal Workers Healthcare.....	+130
Ecosystem Services		Fixed Costs	+1,005
Biological Carbon Sequestration	+400	Environmental Health	+27,517
Emerging Science Needs	+2,268	Internal Transfer	+21,445
Grand Challenge		Critical Landscapes - Columbia River.....	+100
Carbon Inventory and Decision		Environmental Impacts of Uranium Mining...	+2,023
Support Tools	+2,000	Unconventional Oil and Gas Research.....	+1,650
Climate and Land Cover Change Effects....	+1,500	Emerging Contaminants and	
Interagency Coordination	+2,250	Chemical Mixtures.....	+700
Translational Science Grants	+3,000	Resilient Coastal Landscapes and	
Tribal Climate Science Partnerships	+2,500	Communities - Contaminant Network	
WaterSMART - Drought.....	+2,155	Along Northeast Coast	+1,300
Seasonal Workers Healthcare.....	+17	Seasonal Workers Healthcare.....	+34
Fixed Costs	+393	Fixed Costs	+265
Land Use Change	+30,870		
Big Earth Data Cube.....	+600	Energy, Minerals, and Environmental	
Resilient Coastal Landscapes and		Health - <i>old structure</i>	-92,271
Communities - Imagery Datasets and		Mineral Resources.....	-45,931
Analytical Tools for Coastal Analysis.....	+500	Internal Transfer to Mineral and	
Coastal Land Use Change and Sea-level Rise .	+200	Energy Resources.....	-45,931
Critical Landscapes - Arctic	+250	Energy Resources	-24,895
Ecosystem Services		Internal Transfer to Mineral and	
Landscape and Climate Conditions.....	+200	Energy Resources.....	-24,895
Natural Hazard Science for Disaster		Contaminant Biology.....	-10,197
Response Through Scenario Planning		Internal Transfer to Environmental Health.....	-10,197
and Response.....	+300	Toxic Substances Hydrology.....	-11,248
Landsat Ground Systems Development	+24,300	Internal Transfer to Environmental Health.....	-11,248
Landsat Science Products for Climate and			
Natural Resources Assessments	+4,000	Natural Hazards.....	+11,167
National Civil Applications Program.....	-1,000	Earthquake Hazards	-1,551
WaterSMART		Precision Monitoring for Non-Seismic	
Drought.....	+250	Fault Activity.....	-700
Remote Sensing	+800	Natural Hazard Science for Disaster	
Seasonal Workers Healthcare.....	+19	Response - Earthquake Early Warning	
Fixed Costs	+451	and Event Characterization.....	-1,502
Energy, Minerals, and Environmental		Seasonal Workers Healthcare.....	+121
Health - <i>new structure</i>	+103,302	Fixed Costs	+530
Mineral and Energy Resources.....	+75,785	Volcano Hazards.....	+588
Internal Transfer	+70,826	All-of-the-Above Energy - Renewable Energy	
All-of-the-Above Energy - Renewable Energy		Geothermal.....	+200
Geothermal	+200	Seasonal Workers Healthcare.....	+72
Alternative Energy Permitting on		Fixed Costs	+316
Federal Lands.....	+875	Landslide Hazards	+554
Ecosystem Services		Natural Hazard Science for Landslide	
Evaluate Green Infrastructure Investment .	+250	Disaster Response.....	+500
Enhancing Resilience in Coastal		Seasonal Workers Healthcare.....	+10
Infrastructure.....	+150	Fixed Costs	+44
Critical Minerals	+2,440	Global Seismographic Network.....	+4,946
Energy Resources Program Publications		Natural Hazard Science for Disaster	
Contributions	-200	Response Through Primary Sensor	
		Deployment	+4,920

Detail of Budget Changes
Surveys, Investigations, and Research (continued)

	2016 Change from 2015 Enacted		2016 Change from 2015 Enacted
Seasonal Workers Healthcare.....	+5	Hydrologic Research and Development	
Fixed Costs	+21	Monitoring and Assessments.....	-350
Geomagnetism	+1,736	Support NAWQA Cycle Three	+1,881
Natural Hazard Science for Disaster		Internal Transfer to Ecosystems	
Response Through Improved		Environments Program.....	-2,191
Geomagnetic Monitoring	+1,700	Unconventional Oil and Gas Research.....	+901
Seasonal Workers Healthcare.....	+7	Water Quality Monitoring.....	-1,000
Fixed Costs	+29	Seasonal Workers Healthcare.....	+450
Coastal and Marine Geology	+4,894	Fixed Costs	+1,338
Critical Landscapes - Arctic	+2,000	Water Resources Research Act Program	+6,500
Resilient Coastal Landscapes and			
Communities Resilience		Water Resources - old structure	-211,267
and Vulnerability	+2,109	Groundwater Resources.....	-11,348
Internal Transfer from Water Availability		Internal Transfer to Water Availability	
and Use Science	+174	and Use Science Program	-7,645
Seasonal Workers Healthcare.....	+113	Internal Transfer to Groundwater and	
Fixed Costs	+498	Streamflow Information Program	-3,703
Water Resources - new structure	+222,878	National Water Quality Assessment.....	-59,459
Water Availability and Use Science	+46,758	Internal Transfer to Groundwater and	
Internal Transfer	+40,919	Streamflow Information Program	-229
Critical Landscapes - Arctic	+750	Internal Transfer to National Water	
Hydrologic Research and Development		Quality Program	-59,230
Monitoring and Assessments.....	-550	Hydrologic Research and Development.....	-11,215
Model Development and Research.....	-444	Internal Transfer to Water Availability and	
Internal Transfer to Coastal and Marine		Use Science Program.....	-4,976
Geology	-174	Internal Transfer to Groundwater and	
WaterSMART		Streamflow Information Program	-2,351
Drought.....	+301	Internal Transfer to National Water	
National Hydrologic Model.....	+750	Quality Program	-3,888
Streamflow Information.....	+400	National Streamflow Information Program	-34,901
Water Use Information.....	+3,000	Internal Transfer to Water Availability and	
Water Use Research	+1,000	Use Science Program.....	-1,461
Seasonal Workers Healthcare.....	+187	Internal Transfer to Groundwater and	
Fixed Costs	+619	Streamflow Information Program	-33,440
Groundwater and Streamflow		Hydrologic Networks and Analysis	-30,134
Information Program	+73,533	Internal Transfer to Water Availability and	
Internal Transfer	+69,707	Use Science Program.....	-15,441
Hydrologic Research and Development		Internal Transfer to Groundwater and	
Monitoring and Assessments.....	-100	Streamflow Information Program	-185
Improving Disaster Response		Internal Transfer to National Water	
Expand Use of Streamgages.....	+700	Quality Program	-14,508
Tribes	+500	Cooperative Water Program	-57,710
WaterSMART		Internal Transfer to Water Availability and	
Groundwater Network.....	+1,000	Use Science Program.....	-11,396
Streamflow Information.....	+928	Internal Transfer to Groundwater and	
Seasonal Workers Healthcare.....	+216	Streamflow Information Program	-29,799
Fixed Costs	+582	Internal Transfer to National Water	
National Water Quality	+96,087	Quality Program	-16,515
Internal Transfer	+94,141	Water Resources Research Act Program	-6,500
Critical Landscapes		Core Science Systems.....	+19,739
Puget Sound	+100	Science Synthesis, Analysis, and	
Upper Mississippi River.....	+100	Research Program.....	+1,598
Enhanced Cooperative Activities and		Big Earth Data - Observations and	
Urban Waters.....	+717	Measurements	+500
		Ecosystem Services	
		Decision Support Tools	+300

Detail of Budget Changes
Surveys, Investigations, and Research (continued)

	2016 Change from 2015 Enacted		2016 Change from 2015 Enacted
Pollinators.....	+350	Science Support	+7,217
WaterSMART - Drought	+200	Administration and Management	+6,407
Seasonal Workers Healthcare.....	+12	Interior Science Coordination	+200
Fixed Costs	+236	Support Science Mission, Infrastructure	
National Cooperative Geologic Mapping.....	+942	Capacity to Support Science.....	+1,997
Natural Hazard Science for Sinkhole		Mendenhall Program Postdocs	+500
Disaster Response.....	+200	Outreach to Underserved Communities.....	+200
Resilient Coastal Landscapes and		Tribal Science Coordination	+300
Communities - Sea-level Rise Models	+500	Youth and Education in Science	+1,000
Seasonal Workers Healthcare.....	+12	Seasonal Workers Healthcare.....	+118
Fixed Costs	+230	Fixed Costs	+2,092
National Geospatial Program.....	+17,199	Information Services	+810
3D Elevation		Support Science Mission, Infrastructure	
Alaska Mapping and Map Modernization .	+1,322	Capacity to Support Science.....	+620
Coastal Lidar	+500	Seasonal Workers Healthcare.....	+19
National Enhancement	+1,387	Fixed Costs	+171
National Hydrography Database and		Facilities	+13,906
Landscape Level Assessments -		Rental Payments and Operations and	
Chesapeake Bay	+500	Maintenance	+13,906
Community Resilience Toolkit	+11,000	Operations and Maintenance Stewardship	+2,712
Critical Landscapes		Reducing the Facilities Footprint	
Columbia River	+350	Cost Savings and Innovation Plan	+11,602
Puget Sound	+450	Sustainability Investments	+2,000
WaterSMART		Fixed Costs	-2,408
National Hydrography Database	+1,000	Subtotals for Changes Across Multiple Subactivities	
Seasonal Workers Healthcare.....	+34	Seasonal Workers Healthcare	[+3,582]
Fixed Costs	+656	Fixed Costs	[+8,969]



FISH AND WILDLIFE SERVICE

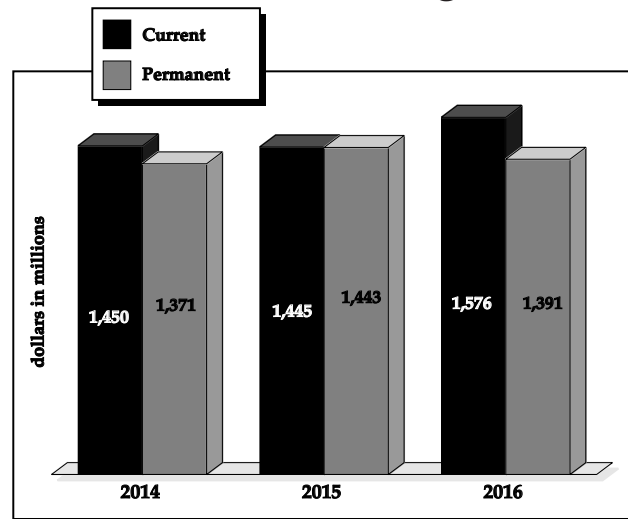
Mission – The mission of the Fish and Wildlife Service is to work with others to conserve, protect, and enhance fish, wildlife, plants, and their habitats for the continuing benefit of the American people.

Budget Overview – The 2016 President’s budget for FWS totals \$3.0 billion, including current appropriations of \$1.6 billion, an increase of \$130.7 million compared to the 2015 level. The budget includes \$1.4 billion available under permanent appropriations, most of which will be provided directly to States for fish and wildlife restoration and conservation. The FWS estimates staffing will equal 8,977 full time equivalents in 2016, an increase of 288 FTE from the 2015 level.

America’s Great Outdoors Initiative – In 2016, a total of \$1.5 billion in current funding is proposed for FWS as part of the Administration’s initiative to reconnect Americans to the outdoors. Creating opportunities for Americans to enjoy the outdoors through programs at FWS will help to ensure that future generations appreciate and conserve natural resources and preserve natural places. Investments that support this effort in 2016 include \$1.3 billion for FWS operations, an increase of \$114.2 million over the 2015 level. A critical component of America’s Great Outdoors is the national wildlife refuge system. The refuge system’s 562 refuges encompass 4.2 million managed acres, including waterfowl production areas in 209 counties. The refuge system delivers conservation on a landscape level, providing important ecosystem services such as improved water quality, flood mitigation, and habitat for the survival and protection of endangered species. The refuge system also offers recreational opportunities such as hunting, fishing, and watching wildlife.

Through the Urban Wildlife Conservation Program initiative, FWS is welcoming city dwellers to enjoy the outdoors by creating stepping stones of engagement for new audiences to connect them with outdoor experiences that build on one another, both on wildlife refuges and partner lands. With 80 percent of the U.S. population currently residing in urban communities, helping urbanites to rediscover the outdoors is a priority for FWS. The refuge system is well positioned to offer rewarding and

FWS Funding



convenient outdoor adventures to an increasingly urban society. At least one wildlife refuge is within an hour’s drive of most major cities and more than 260 wildlife refuges are near smaller cities. More than a dozen Urban Wildlife Refuge Partnerships are within 25 miles of cities like Baltimore, Maryland and Seattle, Washington, and offer access to outdoor experiences ranging from bird watching to fishing.

Other FWS programs partner with States, Tribes, conservation groups, and others to encourage conservation. The Fisheries program carries out its aquatic resources conservation work through a nationwide network of more than 150 facilities that includes national fish hatcheries, fish and wildlife conservation offices, fish health centers, and fish technology centers. These facilities are neighbors to communities across the Nation, providing the American public a variety of long-standing outdoor and classroom events and opportunities to view wildlife and enjoy nature. The FWS programs are an important part of the Administration’s effort to reconnect youth and their families to the Nation’s natural resource heritage.

The 2016 budget promotes strategic investments in land acquisition and grant programs that leverage resources and extend conservation efforts nationwide. The 2016

FISH AND WILDLIFE SERVICE FACTS

- Originated in 1871 with the purpose of studying and recommending solutions to a decline in food fish.
- Manages more than 150 million acres of land and waters in the national wildlife refuge system composed of 562 national wildlife refuges and thousands of small wetlands.
- Operates 72 national fish hatcheries and one historic hatchery, 65 fishery resource offices, and 80 ecological services field stations nationwide.
- Nearly 47 million people visit national wildlife refuges annually, generating \$2.5 billion in economic activity, supporting more than 37,000 jobs, and generating \$342.9 million in tax revenues across all levels of government.
- Employs 9,000 staff nationwide and nearly 36,000 volunteers contribute in excess of 1.4 million hours annually.

budget proposal includes \$164.8 million for Federal land acquisition, composed of \$58.5 million in current funding and \$106.3 million in proposed permanent funding, an increase of \$117.2 million above the 2015 enacted level. The 2016 Federal Land Acquisition program builds on efforts started in 2011 to strategically invest in interagency landscape scale conservation projects while continuing to meet agency specific programmatic needs. The Department of the Interior and U.S. Forest Service collaborate extensively to achieve the highest priority conservation goals by coordinating land acquisitions with local community partners. In addition, the budget requests \$100.0 million for the Cooperative Endangered Species Conservation Fund including \$50.0 million in current appropriations and \$50.0 million in permanent funding.

The budget also requests \$108.3 million for grant programs administered by FWS that support America's Great Outdoors goals.

Powering Our Future – The FWS continues to support the Administration's all-of-the-above energy strategy by engaging in early planning, thoughtful mitigation, and the application of sound science not only for traditional sources of energy, but also in the development of new, cleaner energy to help mitigate the causes of climate change. The budget proposes \$16.8 million, a program increase of \$2.6 million, for activities associated with energy development, including a program increase of \$1.2 million for the Ecological Services Planning and Consultation program to support approvals of renewable energy projects, and a program increase of \$1.4 million in the Science activity to analyze potential impacts of energy transmission in the American West and to devise strategies to mitigate negative impacts.

Landscape Level Understanding – The budget includes \$69.7 million, an increase of \$12.2 million above 2015, for

landscape level science and conservation. Fish, wildlife, and plant resources are integral to the Nation's natural landscapes and have played a major role in shaping America's history, identity, and character. Jobs, income, food, clean water and air, building materials, storm protection, tourism, and recreation are important benefits of America's landscapes. Global and national conservation challenges like development pressure, resource extraction, wildfire, drought, invasive species, changing ocean conditions, and other impacts to the land, water, and wildlife are magnified by a rapidly changing climate. Through its 22 Landscape Conservation Cooperatives, FWS works with partners to define shared conservation goals. The budget increase will support LCCs and science within FWS to increase understanding of how to most effectively conserve populations of fish, wildlife, and plants on landscape scales. Studies will be funded to expand scientific research into the habitat requirements to inform conservation decisions.

Resource Management – The 2016 President's budget for the principal FWS operating account, Resource Management, is \$1.3 billion, an increase of \$114.2 million above the 2015 level. The increase includes \$9.0 million for fixed costs, \$110.6 million in program increases, and a reduction of \$465,000 to reflect the movement of refuge system land protection planning activities to the Land Acquisition account.

Ecological Services – The budget includes \$258.2 million to conserve, protect, and enhance listed and at-risk fish, wildlife, plants, and their habitats, an increase of \$32.3 million compared with the 2015 level. The budget includes program increases of \$2.3 million for listing activities, \$10.4 million for consultation and planning activities, including those supporting renewable energy development, and \$18.3 million to support species conservation and restoration actions. These increases include a \$4.0

million program increase to support conservation of sage grouse across 11 western States. Conservation of sage grouse and its habitat will also conserve other species on the landscape and help ensure the future of ranching and a developing energy economy central to western working landscapes. The FWS will use this funding to help Federal, State, and private parties design, implement, and align conservation efforts to ensure they collectively meet the rangewide needs of the species. The request also includes program increases of \$1.4 million to benefit the National Wetlands Inventory and \$3.2 million for environmental contaminants analyses.

The FWS is proposing to restructure the budget for ecological services to improve efficiency and enhance coordination across programs and with external partners to conserve imperiled species. The proposed restructuring presents the budget according to Listing, Planning and Consultation, and Conservation and Restoration functions.

Habitat Conservation – Under the budget restructuring proposal, the request for Habitat Conservation will include the Partners for Fish and Wildlife and Coastal programs. The 2016 request includes \$52.4 million for the Partners for Fish and Wildlife program and \$13.4 million for the Coastal program, nearly equal to the 2015 level for both programs.

National Wildlife Refuge System – Funding for the operation and maintenance of the refuge system is requested at \$508.2 million, an increase of \$34.0 million above the 2015 level. The request includes a program increase of \$10.0 million for Challenge Cost Share partnerships to foster collaborative approaches to better understand and adapt to the impacts of a changing climate. A proposed \$3.7 million program increase for species and habitat inventory and monitoring activities will produce data that help both FWS and its partners develop adaptation strategies in the face of changing conditions, including those driven by climate change. A program increase of \$1.4 million will support expanded implementation of these adaptation strategies in a way that enhances wildlife and habitat management capabilities.

A request of \$5.0 million for Urban Wildlife Conservation Partnerships will expand partnerships that leverage community resources to create opportunities for an increasingly urban population to connect and interact with the outdoors. The budget proposes a \$2.0 million program increase for Cooperative Recovery efforts, and a \$409,000 increase for refuge law enforcement activities to protect wildlife, habitat, Federal property, and the safety of refuge visitors. A program increase of \$4.0 million for deferred maintenance will help the refuge system reduce its backlog and a \$2.7 million program increase will

improve fleet management and efficiency. The budget also moves \$465,000 from the Resource Management account to the Land Acquisition account for Land Protection Planning program activities. Other program increases that total \$634,000 will expand refuge visitor services and conservation planning capabilities.

Migratory Bird Management – The budget includes \$53.6 million for Migratory Bird Management, a \$7.1 million increase from the 2015 level. A program increase of \$5.0 million in the Joint Venture program will support grants to improve the resilience of important habitats—and nearby communities—across the Nation's four flyways. Joint Venture projects, which generally are designed to address local, regional, and continental goals for sustaining migratory bird populations by building landscape level conservation plans and developing targeted habitat projects, can also provide benefits to communities by reducing the effects of severe weather events. This request includes a program increase of \$1.8 million for cooperative recovery and migratory bird monitoring activities, improved aviation safety throughout FWS, and general program activities in Joint Ventures.

Law Enforcement – The budget provides \$75.4 million for the law enforcement program to investigate wildlife crimes and enforce the laws that govern the Nation's wildlife trade, an increase of \$8.7 million over the 2015 level. Under the National Strategy for Combating Wildlife Trafficking that was announced on February 11, 2014, FWS continues to work with the State Department, other Federal agencies, and foreign governments to address the serious and urgent conservation and global security threat posed by illegal trade in wildlife. In 2016, FWS will expand its four-pronged approach to combat wildlife trafficking and halt the destruction of some of the world's most iconic species, such as elephants and rhinos. This approach includes active law enforcement to target and stop illicit trade; ensuring sustainable legal trade through the Convention on International Trade in Endangered Species of Wild Fauna and Flora; reducing demand for illegal products in consumer countries; and providing technical assistance and grants to other Nations to build local enforcement capabilities.

The FWS will also continue to strengthen its smuggling interdiction efforts at the Nation's ports of entry by using trained wildlife detector dogs in its frontline force and by assigning special agent attachés to five U.S. embassies. The request includes a program increase of \$8.0 million to combat expanding illegal wildlife trafficking and support conservation efforts on the ground in Africa and across the globe. The FWS continues to work with the Department of State to place attachés in Dar es Salaam, Tanzania; Gaborone, Botswana; Lima, Peru; and additional locations in Asia.

International Affairs – The budget includes a total of \$14.7 million, an increase of \$190,000 over the 2015 level. Complementing FWS law enforcement efforts, international efforts will contribute to reducing illegal wildlife trafficking and development of innovative conservation activities that target market and consumer demand for illegal products, with the goal of changing attitudes and consumption patterns. These attitudes and patterns are driving a rapid increase in the poaching of species such as tigers, elephants, and rhinos.

Fisheries and Aquatic Resource Conservation – The budget includes a total of \$147.5 million for Fisheries and Aquatic Resource Conservation, a program increase of \$4.9 million from the 2015 level. This reflects a transfer of \$5.5 million for marine mammal conservation to the Ecological Services budget activity. The budget includes \$53.4 million for operation of the National Fish Hatchery System. This funding level allows FWS to address top priorities such as recovery of federally listed threatened or endangered species, restoration of imperiled species, and fulfillment of tribal partnerships and trust responsibilities. Propagation programs, such as those required to mitigate impacts of Federal water projects, will be funded via reimbursable service agreements with the responsible parties. The FWS will maintain hatchery operations and will have the ability to adjust propagation programs to fulfill the needs of States, Tribes, and other stakeholders. A program increase of \$2.0 million is included for maintenance of vital infrastructure at fish hatcheries. The request features program increases for Aquatic Habitat and Species Conservation totaling \$2.9 million, including \$2.4 million to prevent the spread of Asian carp in high priority watersheds, adding to \$5.5 million in base funding. The request also includes an increase of \$1.0 million to improve fish passages that benefit aquatic species and help increase habitat resiliency. A decrease of \$1.4 million, a reduction of 11 percent, will reduce planning and monitoring activities in the Klamath Basin.

Cooperative Landscape Conservation – The budget funds Cooperative Landscape Conservation at \$17.9 million, a program increase of \$3.7 million above the 2015 level. The LCCs use a collaborative approach to identify landscape scale conservation solutions and work with partners to meet unfilled conservation needs, develop decision support tools, share data and knowledge, and facilitate and foster conservation partnerships. Funding will support landscape planning and design that will improve the condition of wildlife habitat and improve resilience of U.S. communities.

Science Support – The 2016 request for Science Support is \$31.7 million, a program increase of \$14.7 million above the 2015 level. The request includes program increases of: \$11.3 million to address high impact scientific ques-

tions surrounding threats to fish and wildlife resources to determine the best conservation actions to manage them to healthy, sustainable levels; \$1.4 million to research the impacts of and identify mitigation strategies for energy transmission corridors in the American West; \$1.0 million to study biological carbon sequestration; and \$1.0 million to develop ecosystem services valuations. The budget also includes \$2.5 million to research the white-nose syndrome affecting bats across the Country.

General Operations – The General Operations budget totals \$152.8 million, a program increase of \$10.2 million above the 2015 enacted level. The request includes a program increase of \$2.5 million for a FWS-wide effort led by the National Conservation Training Center to expand urban focused conservation training programs for youth from all backgrounds. The request also contains program increases of \$949,000 for maintenance of the training center, \$4.9 million for regional and central office operations, and \$1.7 million for the Working Capital Fund requirements.

In 2013, wildlife refuges reported seven cases of arson and 1,538 vandalism offenses. The budget includes appropriations language that will provide FWS with the authority, similar to that of the National Park Service and National Oceanic and Atmospheric Administration, to seek and retain compensation from responsible parties who injure or destroy refuge system resources. Under this authority, damages recovered will be used to reimburse assessment costs; prevent or minimize the risk of loss; monitor ongoing effects; and restore, replace, or acquire resources equivalent to those injured or destroyed. The FWS proposal ensures that natural resources will be available for future generations and requires that persons responsible for harm, not taxpayers, pay for any injury caused. Additionally, the passage of the Federal Duck Stamp Act of 2014 raised the price of a Duck Stamp for the first time in more than 20 years. To provide greater stability in the future, the budget includes a legislative proposal to provide the Secretary limited authority to increase the price of a Duck Stamp, with the approval of the Migratory Bird Conservation Commission, to keep pace with inflation.

Construction – The 2016 Construction budget totals \$20.8 million. The budget includes \$11.6 million for line-item construction projects, a \$5.0 million program increase over the 2015 level. The specific refuge and fish hatchery projects funded within the request are ranked as the top priorities by FWS using a merit-based process to identify projects in the five-year construction plan.

Land Acquisition – The 2016 budget includes \$164.8 million for Federal land acquisition, composed of \$58.5 million in current funding and \$106.3 million in proposed permanent funding. The budget provides an overall

increase of \$117.2 million above the 2015 level to strategically invest in interagency landscape scale conservation projects while continuing to meet agency-specific programmatic needs. The Department of the Interior and the U.S. Forest Service collaborate extensively to develop a process to more effectively coordinate land acquisitions with government and local community partners to achieve the highest priority shared conservation goals. In 2016, FWS requests \$60.9 million in current and permanent funding for collaborative projects in the Florida-Georgia Longleaf Pine, Upper Rio Grande, Rivers of the Chesapeake, Islands Forests at Risk, Northern Coastal California, High Divide Pathways to the Pacific, and National Trails. The request also includes a program increase of \$2.5 million to support land acquisition projects that facilitate access to public lands for sportsmen and recreational purposes to public lands. Current funding to administer land acquisition projects totals \$13.2 million in 2015. Of this amount, \$465,000 results from the movement of Land Protection Planning program from the Resource Management account to the Land Acquisition account.

Included in the request is \$62.3 million in current and permanent funding for high priority line-item acquisition projects that focus on FWS specific needs. The projects are selected using a strategic, merit-based process with a focus on landscape conservation goals, leveraging funds from non-Federal partners, alignment with other Interior bureau projects, and collaboration with Federal agencies, States, Tribes, and other partners.

Cooperative Endangered Species Conservation Fund – The budget requests \$100.0 million for the Cooperative Endangered Species Conservation Fund including \$50.0 million in current appropriations and \$50.0 million in permanent funding. The budget requests current appropriations of \$10.5 million for conservation grants to States, \$7.4 million for Habitat Conservation Planning Assistance grants, \$11.2 million to support Species Recovery Land Acquisition, \$17.9 million for Habitat Conservation Plans Land Acquisition Grants to States, and \$3.0 million for administrative costs.

National Wildlife Refuge Fund – The request eliminates the current funding contribution to the National Wildlife Refuge Fund, a reduction of \$13.2 million below 2015. The permanent receipts under the program will remain a source of revenue for counties. In addition to payments to counties, wildlife refuges provide tangible and intangible benefits to communities such as increased property values, and opportunities for the American public to connect with nature and engage in recreational activities

on refuges that generate revenue for local communities, including injecting an estimated \$2.4 billion into local economies in 2011.

North American Wetlands Conservation Fund – The 2016 budget is \$34.1 million for the North American Wetlands Conservation Fund, equal to the 2015 level. Funded projects are leveraged more than one-to-one with partners for wetlands and waterfowl conservation to support conservation and important sportsmen activities.

Multinational Species Conservation Fund – The 2016 budget includes \$11.1 million for the Multinational Species Conservation Fund, a \$2.0 million increase from the 2015 level. These grants are critical to the protection of African and Asian elephants, rhinos, tigers, great apes, and marine turtles, and leverage funds from partners to nearly triple available funding for these species. The increase will foster improved management of elephants, rhinoceros, and tigers, including reducing human-animal conflicts.

Neotropical Migratory Bird Conservation Fund – The 2016 request includes \$4.2 million for the Neotropical Migratory Bird Conservation Fund, a program increase of \$500,000 above the 2015 level. Grants for the conservation of migratory birds are matched at least three-to-one by partners throughout the western hemisphere.

State and Tribal Wildlife Grants – The State and Tribal Wildlife Grants request is \$70.0 million, a program increase of \$11.3 million above the 2015 level. These grants support and leverage State management of non-game species and also improve the resiliency of State and tribal natural resources in the face of stressors, such as a changing climate.

Recreation Fee Program – The 2016 budget proposes legislation to permanently authorize the Federal Lands Recreation Enhancement Act, which was extended by P.L. 113-235 through September 30, 2016. The program currently brings in an estimated \$281 million in recreation fees annually under this authority and uses them to enhance the visitor experience on Federal land recreation sites. In addition, as a short-term alternative to proposed legislation for long-term reauthorization, the 2016 budget proposes to further extend authorization for the Federal Lands Recreation Enhancement Act through September 30, 2017.

Fixed Costs – Fixed costs increases of \$9.3 million are fully funded.

SUMMARY OF BUREAU APPROPRIATIONS

(all dollar amounts in thousands)

Comparison of 2016 Request with 2015 Enacted

	2015 Enacted		2016 Request		Change	
	FTE	Amount	FTE	Amount	FTE	Amount
Current						
Resource Management	6,668	1,212,658	6,895	1,326,832	+227	+114,174
Construction	55	15,687	57	20,812	+2	+5,125
Land Acquisition	88	47,535	88	58,500	0	+10,965
Cooperative Endangered Species Fund	14	50,095	16	50,000	+2	-95
National Wildlife Refuge Fund	0	13,228	0	0	0	-13,228
North American Wetlands Conservation Fund	8	34,145	8	34,145	0	0
Multinational Species Conservation Fund	4	9,061	4	11,061	0	+2,000
Neotropical Migratory Bird Grants	1	3,660	1	4,160	0	+500
State and Tribal Wildlife Grants	14	58,695	17	70,000	+3	+11,305
Subtotal, Current	6,852	1,444,764	7,086	1,575,510	+234	+130,746
Permanent						
Land Acquisition	0	0	40	106,272	+40	+106,272
Federal Lands Recreation Enhancement Act	23	5,100	23	5,173	0	+73
Migratory Bird Conservation Account	69	68,364	74	80,393	+5	+12,029
National Wildlife Refuge Fund	8	7,924	8	8,584	0	+660
North American Wetlands Conservation Fund	3	19,613	3	20,700	0	+1,087
Sport Fish Restoration Account	58	431,197	58	445,485	0	+14,288
Federal Aid in Wildlife Restoration	57	829,733	57	608,566	0	-221,167
Miscellaneous Permanent Appropriations	5	4,375	5	4,375	0	0
Contributed Funds	20	3,000	20	3,000	0	0
Cooperative Endangered Species Fund	0	73,510	6	107,965	+6	+34,455
Coastal Impact Assistance Program	11	0	11	0	0	0
Subtotal, Permanent	254	1,442,816	305	1,390,513	+51	-52,303
Reimbursable and Allocation						
Reimbursable	815	0	815	0	0	0
Offsetting Collections	230	0	230	0	0	0
Energy Policy Act	6	0	6	0	0	0
Southern Nevada Public Lands Management Act	16	0	16	0	0	0
Wildland Fire Management	393	0	393	0	0	0
Natural Resource Damage Assessment	80	0	83	0	+3	0
Central Hazardous Materials Fund	7	0	7	0	0	0
Federal Roads (FHWA)	16	0	16	0	0	0
Disaster Relief Hurricane Sandy	20	0	20	0	0	0
Subtotal, Reimbursable and Allocation	1,583	0	1,586	0	+3	0
TOTAL, FISH AND WILDLIFE SERVICE	8,689	2,887,580	8,977	2,966,023	+288	+78,443

HIGHLIGHTS OF BUDGET CHANGES

By Appropriation Activity/Subactivity

APPROPRIATION: Resource Management

	2014 Actual	2015 Enacted	2016 Request	Change
Ecological Services - <i>new structure</i>				
Listing	[20,515]	[20,515]	23,002	+23,002
Planning and Consultation	[96,336]	[98,336]	108,943	+108,943
Conservation and Restoration	[105,079]	[107,062]	126,298	+126,298
Subtotal, Ecological Services	[221,930]	[225,913]	258,243	+258,243
Habitat Conservation - <i>new structure</i>				
Partners for Fish and Wildlife	[51,776]	[51,776]	52,393	+52,393
Coastal Programs	[13,184]	[13,184]	13,375	+13,375
Subtotal, Habitat Conservation	[64,960]	[64,960]	65,768	+65,768
Ecological Services - <i>old structure</i>				
Endangered Species				
Candidate Conservation	11,530	12,030	0	-12,030
Listing	20,515	20,515	0	-20,515
Consultation	61,550	62,550	0	-62,550
Recovery	76,916	77,916	0	-77,916
Subtotal, Endangered Species	170,511	173,011	0	-173,011
Habitat Conservation	101,335	102,835	0	-102,835
Environmental Contaminants	9,557	9,557	0	-9,557
Subtotal, Ecological Services	281,403	285,403	0	-285,403
National Wildlife Refuge System				
Wildlife and Habitat Management	229,843	230,343	249,832	+19,489
Visitor Services	70,319	70,319	76,792	+6,473
Refuge Law Enforcement	37,554	38,054	38,959	+905
Conservation Planning	2,988	2,988	2,665	-323
Subtotal, Refuge Operations	340,704	341,704	368,248	+26,544
Refuge Maintenance	131,498	132,498	139,910	+7,412
Subtotal, NWR System	472,202	474,202	508,158	+33,956
Conservation and Enforcement - <i>new name</i>				
Migratory Bird Management	46,468	46,468	53,602	+7,134
Law Enforcement	64,275	66,737	75,423	+8,686
International Affairs	13,506	14,506	14,696	+190
Science Support	17,235	16,985	0	-16,985
Subtotal Conserv and Enforcmt	141,484	144,696	143,721	-975
Fish and Aquatic Conservation				
National Fish Hatchery System Ops	46,528	52,860	53,418	+558
Maintenance and Equipment	16,055	17,920	19,920	+2,000
Aquatic Habitat and Species Conserv ..	72,736	76,668	74,152	-2,516
Subtotal, Fish/Aquatic Conserv	135,319	147,448	147,490	+42
Cooperative Landscape Conservation	14,416	13,988	17,869	+3,881
Science Support - <i>new activity</i>				
Adaptive Science	[10,767]	[10,517]	15,159	+15,159
Service Science	[6,468]	[6,468]	16,516	+16,516
Subtotal, Science Support	[17,235]	[16,985]	31,675	+31,675

APPROPRIATION: Resource Management (continued)

General Operations				
Central Office Operations	40,186	39,985	42,257	+2,272
Regional Office Operations.....	37,912	37,722	41,798	+4,076
Operational Support	36,430	35,227	35,898	+671
Nat'l Fish and Wildlife Foundation	7,022	7,022	7,022	0
Nat'l Conservation Training Center	21,965	21,965	25,830	+3,865
Subtotal, General Operations	143,515	141,921	152,805	+10,884
Health Benefits for Seasonals -				
undistributed	0	0	1,103	+1,103
TOTAL APPROPRIATION (w/o transfers) ..	1,188,339	1,207,658	1,326,832	+119,174
Transfers	17,500	5,000	0	-5,000
TOTAL APPROPRIATION (w/ transfers)	1,205,839	1,212,658	1,326,832	+114,174

Detail of Budget Changes

	2016 Change from 2015 Enacted		2016 Change from 2015 Enacted
TOTAL APPROPRIATION	+114,174		
Ecological Services - new structure	+258,243	Consultation - Internal Transfers.....	-62,550
Listing	+23,002	Recovery - Internal Transfers	-77,916
Listing	+2,264	Habitat Conservation - old structure	-102,835
Internal Transfers	+20,515	Partners for Fish and Wildlife Program -	
Fixed Costs.....	+223	Internal Transfers	-51,776
Planning and Consultation	+108,943	Conservation Planning Assistance -	
Environmental Contaminants.....	+1,200	Internal Transfers	-33,014
Gulf Coast Restoration.....	+4,000	Coastal Programs - Internal Transfers	-13,184
Renewable Energy	+1,200	National Wetlands Inventory -	
General Program Activities	+3,951	Internal Transfers	-4,861
Internal Transfers	+97,826	Environmental Contaminants -	
Fixed Costs.....	+766	Internal Transfers	-9,557
Conservation and Restoration.....	+126,298	National Wildlife Refuge System.....	+33,956
Cooperative Recovery	+2,527	Wildlife and Habitat Management	+19,489
Ecosystem Restoration - Bay Delta.....	+1,100	Challenge Cost Share Partnerships.....	+10,000
Environmental Contaminants.....	+2,000	Cooperative Recovery	+2,000
Marine Mammals.....	+533	Inventory and Monitoring	+3,715
National Wetlands Inventory	+1,400	General Program Activities	+1,440
Sage Grouse Initiative	+4,000	Fixed Costs	+2,334
Wolf Livestock Loss Demo Program.....	-1,000	Visitor Services.....	+6,473
General Program Activities	+7,741	Urban Wildlife Conservation Program	+5,000
Internal Transfers	+107,215	General Program Activities	+549
Fixed Costs.....	+782	Fixed Costs	+924
Habitat Conservation Conserv - new structure	+65,768	Refuge Law Enforcement.....	+905
Partners for Fish and Wildlife Program	+52,393	General Program Activities	+409
General Program Activities	+290	Fixed Costs	+496
Internal Transfers	+51,776	Conservation Planning	-323
Fixed Costs.....	+327	Refuge Planning.....	+85
Coastal Programs.....	+13,375	Move Land Protection Planning to	
General Program Activities	+82	Land Acquisition Account.....	-465
Internal Transfers	+13,184	Fixed Costs	+57
Fixed Costs.....	+109	Refuge Maintenance	+7,412
Ecological Services - old structure	-285,403	Deferred Maintenance	+4,000
Endangered Species	-173,011	Equipment and Vehicle Management	+2,722
Candidate Conservation - Internal Transfers ..	-12,030	Fixed Costs	+690
Listing - Internal Transfers	-20,515		

Detail of Budget Changes
Resource Management (continued)

	2016 Change from 2015 Enacted		2016 Change from 2015 Enacted
Conservation and Enforcement - <i>new name</i>	-975	Cooperative Landscape Conservation	+3,881
Migratory Birds	+7,134	General Program Activities	+3,718
Aviation Management.....	+1,000	Fixed Costs	+163
Cooperative Recovery	+300	Science Support - <i>new activity</i>	+31,675
Monitoring	+92	Adaptive Science	+15,159
Climate Change Species Resilience		Biological Carbon Sequestration	+500
Projects for Joint Ventures	+5,000	General Program Activities	+4,132
Joint Ventures	+362	Internal Transfers.....	+10,517
Fixed Costs	+380	Fixed Costs	+10
Law Enforcement Operations.....	+8,686	Service Science	+16,516
Wildlife Trafficking.....	+4,000	Biological Carbon Sequestration	+500
General Program Activities.....	+4,000	Ecosystem Services Evaluation.....	+1,000
Internal Transfers.....	-12	Energy Transmission Corridors.....	+1,400
Fixed Costs	+698	General Program Activities.....	+7,152
International Affairs.....	+190	Internal Transfers.....	+6,433
Wildlife Trafficking.....	+93	Fixed Costs	+31
Fixed Costs	+97		
Science Support	-16,985	General Operations.....	+10,884
Internal Transfer	-16,985	Central Operations.....	+1,294
		Regional Operations	+3,576
Fish and Aquatic Conservation.....	+42	Servicewide Bill Paying.....	+1,740
National Fish Hatchery Operations.....	+558	NCTC Operations.....	+2,650
Fixed Costs	+558	NCTC Annual Maintenance	+949
Maintenance and Equipment	+2,000	Internal Transfers.....	+584
Deferred Maintenance	+2,000	Fixed Costs	+91
Aquatic Habitat and Species Conservation.....	-2,516		
Asian Carp	+2,400	Subtotals for Changes Across Multiple Subactivities	
Fish Passage Improvements.....	+1,000	Fixed Costs	[+9,017]
Klamath Basin Restoration Agreement	-1,390		
Prevention.....	+669	Health Benefits for	
State Plans and NISA Implementation		Seasonal Employees - <i>undistributed</i>	+1,103
Coordination	+42		
General Program Activities.....	+132	Transfers	
Internal Transfers for Marine Mammals		Transfer from U.S. Army Corps of Engineers..	-5,000
and Tribal Consultation	-5,650		
Fixed Costs	+281		

APPROPRIATION: Construction

	2014 Actual	2015 Enacted	2016 Request	Change
Line-Item Construction	6,661	6,554	11,554	+5,000
Dam, Bridge and Seismic Safety	1,852	1,972	1,972	0
Nationwide Engineering Services	7,209	7,161	7,286	+125
TOTAL APPROPRIATION (w/o fire)	15,722	15,687	20,812	+5,125
Fire Repayment	3,200	0	0	0
TOTAL APPROPRIATION (w/ fire)	18,922	15,687	20,812	+5,125

See Appendix E for proposed 2016 construction projects.

Detail of Budget Changes

	2016 Change from 2015 Enacted
TOTAL APPROPRIATION	+5,125
Construction Projects	+5,000
Fixed Costs	+125

APPROPRIATION: Land Acquisition

	2014 Actual	2015 Enacted	2016 Request	Change
Acquisition Management	10,500	12,613	12,773	+160
Land Protection Planning	0	0	465	+465
Acquisition - Federal Refuge Lands	35,071	25,071	35,911	+10,840
Highlands Conservation Act	0	3,000	0	-3,000
Sportsmen and Recreational Access	0	0	2,500	+2,500
Exchanges	1,500	1,500	1,500	0
Inholdings, Emergencies, and Hardships	7,351	5,351	5,351	0
TOTAL APPROPRIATION (w/o fire)	54,422	47,535	58,500	+10,965
Fire Repayment	2,100	0	0	0
TOTAL APPROPRIATION (w/ fire)	56,522	47,535	58,500	+10,965

See Appendix C for proposed 2016 land acquisition projects.

Detail of Budget Changes

	2016 Change from 2015 Enacted
TOTAL APPROPRIATION	+10,965
Land Acquisition Projects	+10,840
Move Land Protection Planning from Resource Management account	+465
Highlands Conservation Act	-3,000
Sportsmen and Recreational Access	+2,500
Fixed Costs	+160

APPROPRIATION: Cooperative Endangered Species Conservation Fund

	2014 Actual	2015 Enacted	2016 Request	Change
Section 6 Grants to States				
Conservation Grants to States.....	10,508	10,508	10,508	0
HCP Assistance Grants.....	9,485	9,485	7,390	-2,095
Species Recovery Land Acquisition	9,462	9,462	11,162	+1,700
HCP Land Acq. Grants to States	17,938	17,938	17,938	0
Administration	2,702	2,702	3,002	+300
TOTAL APPROPRIATION	50,095	50,095	50,000	-95

Detail of Budget Changes

2016 Change from
2015 Enacted

TOTAL APPROPRIATION	-95
HCP Assistance Grants.....	-2,095
Species Recovery Land Acquisition	+1,700
Administration	+300

APPROPRIATION: National Wildlife Refuge Fund

	2014 Actual	2015 Enacted	2016 Request	Change
TOTAL APPROPRIATION	13,228	13,228	0	-13,228

Detail of Budget Changes

2016 Change from
2015 Enacted

TOTAL APPROPRIATION	-13,228
Payments to Counties - Appropriated Funds	-13,228

APPROPRIATION: North American Wetlands Conservation Fund

	2014 Actual	2015 Enacted	2016 Request	Change
TOTAL APPROPRIATION	34,145	34,145	34,145	0

APPROPRIATION: Multinational Species Conservation Fund

	2014 Actual	2015 Enacted	2016 Request	Change
African Elephant Conservation.....	1,582	1,582	2,582	+1,000
Asian Elephant Conservation.....	1,557	1,557	1,557	0
Rhinoceros and Tiger Conservation	2,440	2,440	3,440	+1,000
Great Ape Conservation.....	1,975	1,975	1,975	0
Marine Turtle Conservation.....	1,507	1,507	1,507	0
TOTAL APPROPRIATION	9,061	9,061	11,061	+2,000

Detail of Budget Changes

2016 Change from
2015 Enacted

TOTAL APPROPRIATION	+2,000
African Elephant Conservation.....	+1,000
Rhinoceros and Tiger Conservation	+1,000

APPROPRIATION: Neotropical Migratory Bird Conservation

	2014 Actual	2015 Enacted	2016 Request	Change
TOTAL APPROPRIATION	3,660	3,660	4,160	+500

Detail of Budget Changes

2016 Change from
2015 Enacted

TOTAL APPROPRIATION	+500
Grants	+500

APPROPRIATION: State and Tribal Wildlife Grants

	2014 Actual	2015 Enacted	2016 Request	Change
TOTAL APPROPRIATION	58,695	58,695	70,000	+11,305

Detail of Budget Changes

2016 Change from
2015 Enacted

TOTAL APPROPRIATION	+11,305
State Formula Grants.....	+1,876
Competitive Grant Program - States	+7,513
Competitive Grant Program - Tribes.....	+1,916



NATIONAL PARK SERVICE

Mission – As stated in the Organic Act of 1916, the National Park Service mission is to “preserve unimpaired the natural and cultural resources and values of the national park system for the enjoyment, education, and inspiration of this and future generations.”

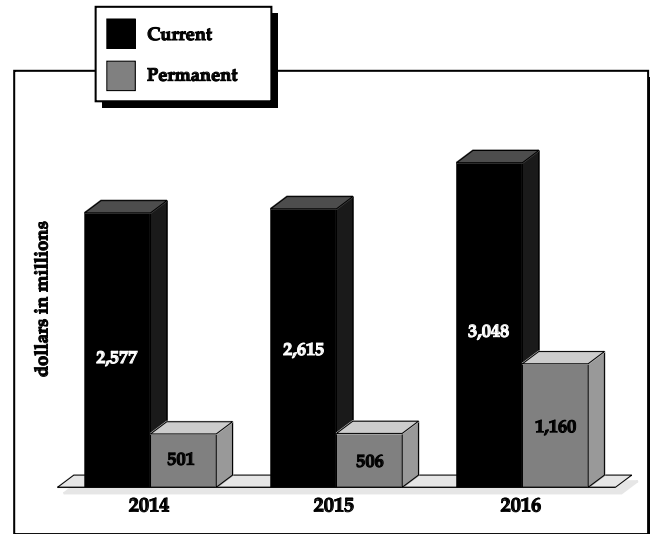
Budget Overview – The 2016 President's current budget request for NPS of \$3.0 billion is \$432.9 million above the 2015 enacted level. The NPS estimates total staffing will equal 21,635 full time equivalents in 2016, an increase of 471 FTE from 2015. The 2016 President's budget request provides programmatic changes over 2015 totaling \$408.4 million to fund essential programs and emerging operational needs and \$26.7 million in fixed costs increases.

In 2016, as it enters its Centennial year, NPS will continue to carry on its stewardship of cultural and natural treasures of national significance and provide enriching experiences and enjoyment for all visitors, particularly the Nation's youth. The NPS will maintain its commitment to protect and restore ecosystems; preserve, conserve, and interpret cultural resources; provide visitors with venues for physical activity and outdoor recreation; and assist States and local communities to develop recreational sites and facilities and preserve historic assets. Additionally, NPS will conduct construction projects to address the highest priority health and safety projects, as well as landscape scale environmental restoration projects.

The President's budget request provides targeted increases for the NPS Centennial initiative, the commemoration of the Civil Rights movement, a Cultural Resource Challenge, and programs funded through the Land and Water Conservation Fund. A legislative proposal in support of the Centennial to fund partnership and deferred maintenance projects as permanent appropriations will provide an additional \$400.0 million a year for three years to NPS.

The NPS also has the opportunity to compete for funding through the proposed \$100.0 million Public Lands Centennial Fund which is a part of the Centennial legislative proposal. Funding for this multi-agency program

NPS Funding



will be managed by the Department of the Interior and awarded competitively among land management agencies, including NPS, the Bureau of Land Management, Fish and Wildlife Service, and U.S. Forest Service. A separate legislative proposal to fund a portion of NPS land acquisition and recreation grants from the Land and Water Conservation Fund as a permanent appropriation will provide an additional \$178.7 million.

Centennial Initiative – In 2016, NPS turns 100 years old. The Centennial will celebrate not only the achievements of the past 100 years, but will also kick off a second century of stewardship and engagement for America's national parks and for communities across the Nation. The NPS seeks to enhance the preservation of these special places, to invest wisely in the system's most important assets, to use the parks to enable informal learning, engage volunteers, provide training opportunities to youth, and to enhance the NPS ability to leverage partnerships to accomplish its mission.

The President's request includes a current increase of \$326.3 million to prepare for and celebrate the Centennial. This is comprised of a \$242.8 million increase to address

NATIONAL PARK SERVICE FACTS

- In 1916 Congress created the National Park Service also known as “America’s Best Idea.”
- There are 405 park units, which encompass 84.5 million acres in all 50 States and four Territories.
- In 2013, over 277 million people visited the Nation’s national parks.
- In 2014, over 23,000 individual full and part time employees and 246,000 volunteers worked to preserve, protect, and share the history of this land and its people.
- The NPS workforce is made up of archeologists, engineers, curators, biologists, hydrologists, historians, law enforcement officers, landscape architects, and many other disciplines.
- The NPS collaborates with Tribes, States, local governments, non-profits, and historic property owners who share in preserving the Nation’s shared heritage.

high priority deferred maintenance needs across the national park system. This investment addresses work beyond the reach of the NPS at current funding levels and will also protect those investments for future generations through ongoing preventive maintenance. The 6,735 highest priority, non-transportation assets have a current replacement value of \$57 billion; without the proposed investments, these assets could fail. The destruction of these assets would result not only in a major financial impact, but in many cases would result in an irreplaceable loss of historic structures.

The Centennial initiative also provides \$43.5 million for NPS operations to expand volunteer opportunities at parks, bring urban youth to parks and enhance youth- and family-oriented programming at parks, enhance visitor experiences through additional seasonal staffing, and address critical responsibilities at existing and new park units, including those recently authorized in the National Defense Authorization Act of 2015.

A \$40.0 million increase to the Centennial Challenge program will provide an important Federal match to leverage partner donations for projects and programs at national parks in anticipation and support of the upcoming Centennial.

The legislative proposal to provide new, permanent NPS funding for the Centennial initiative includes \$100.0 million a year for Centennial Challenge projects for three years. This funding will provide the Federal match to support signature projects at many more park units during the Centennial year and into the NPS’ second century. The permanent proposal also includes \$300.0 million a year, for three years, for Second Century Infrastructure Investment projects to make a meaningful and lasting impact on the NPS deferred maintenance backlog by restoring and maintaining high-priority, non-transportation park assets to good condition over ten years.

The Centennial initiative includes \$100.0 million a year for three years for the Public Lands Centennial Fund, a competitive opportunity for public lands agencies to support conservation and maintenance projects. The Public Lands Centennial Fund broadens the Centennial initiative to provide resources to all of Interior’s public lands bureaus and the U.S. Forest Service to enhance visitor services and outdoor recreation opportunities, restore lands, repair facilities, and increase energy and water efficiency.

Overall, a total of \$559.1 million in current and \$300.0 million in permanent funds will allow NPS over ten years to make targeted, measurable, and quantifiable upgrades to all of its highest priority non-transportation assets and restore and maintain them in good condition. Addressing the critical needs of these assets avoids deterioration and costs for future generations. The budget also proposes matching funds to leverage private donations for signature projects and programs at national parks. This significant effort ensures the national treasures will be preserved over the next hundred years for future generations. The overall Centennial effort creates thousands of jobs over three years, will provide the resources for a million school children to visit a national park, and engages more than 600,000 volunteers in support of public lands.

Civil Rights Initiative – The Administration proposes to Celebrate Civil Rights in America in 2016 through targeted NPS investments to highlight the struggles undertaken by Americans to secure civil rights and liberties. The 2016 budget will provide resources to celebrate how those actions inspired many groups in America and around the world to continue to pursue progress for civil rights.

The budget proposes increases of \$50.0 million, including \$6.0 million to fund projects that will document and preserve civil rights history in the national park system, and \$1.5 million to address critical base operating

needs at sites such as the Harriet Tubman Underground Railroad National Historical Park in Maryland, and Charles Young Buffalo Soldiers National Monument in Ohio. Also included in the \$50.0 million initiative is \$30.0 million for competitive historic preservation grants to preserve the stories and sites associated with the Civil Rights movement, and \$2.5 million for grants specifically to Historically Black Colleges and Universities to document, interpret, and preserve the stories and sites associated with the progression of Civil Rights in America. Finally, \$10.0 million will provide the necessary resources to complete high priority facility projects at NPS sites associated with the Civil Rights movement such as the Selma Interpretive Center at the Selma to Montgomery National Historic Trail.

Of these amounts, \$1.5 million in park operations needs and \$10.0 million in facility improvements also are included within the Centennial initiative.

America's Great Outdoors – In 2016, a total of \$2.7 billion is proposed for NPS as part of the Administration's initiative to reconnect Americans to the outdoors. This proposal provides NPS with the resources to meet the expectations of the 21st century visitor for recreational and educational opportunities and programming, while conserving important cultural and natural resources at parks as well as with partners at non-Federal sites.

The \$2.7 billion in support of the AGO initiative includes \$2.5 billion for park operations, a program increase of \$213.4 million over 2015. Of this amount, \$174.4 million is for the NPS Centennial initiative, of which \$20.0 million is included in the Engaging the Next Generation initiative.

The 2016 budget also includes a total of \$117.5 million for current appropriations funded through the LWCF, a vital component of America's Great Outdoors. The 2016 budget proposal includes \$64.3 million for Federal land acquisition, a programmatic increase of \$13.3 million. This includes \$9.0 million in funding for American Battlefield Protection land acquisition grants for non-Federal entities and a total of \$36.8 million for Federal acquisition projects, an increase of \$13.3 million. Of this amount, \$2.0 million will be for projects that specifically address recreational access. A total of \$53.2 million is requested for LWCF State Conservation grants, a programmatic increase of \$5.0 million.

Complementing the current budget request for LWCF is a legislative proposal to fund a portion of NPS land acquisition and recreation grants from the LWCF as a permanent appropriation. The proposal provides an additional \$178.7 million in permanent LWCF funding.

This is composed of \$106.7 million for Federal land acquisition, \$47.0 million for LWCF State Conservation grants, and \$25.0 million for the Urban Parks and Recreation Fund program. This proposal is described in greater detail below.

The budget also requests \$1.2 million for American Battlefield Protection assistance grants in the National Recreation and Preservation account and \$89.9 million for Historic Preservation Fund grants, an increase of \$33.5 million compared to 2015. Most of this increase relates to the Civil Rights initiative and is composed of a \$30.0 million competitive grant program plus \$2.5 million for grants-in-aid to Historically Black Colleges and Universities. Also included in the HPF increase is a \$1.0 million increase for grants-in-aid to Tribes. A total of \$10.2 million is requested for the Rivers, Trails, and Conservation Assistance program. These programs support NPS stewardship of important cultural resources and ecosystems, and assist States, local communities, and other groups in developing recreational sites and facilities to protect and conserve important, non-Federal cultural and historic assets.

Park Operations – The 2016 NPS budget request for operations is \$2.5 billion. This is an increase of \$239.4 million above the 2015 enacted level, consisting of \$213.4 million in program increases, \$25.3 million in fixed costs increases, and a transfer from the National Recreation and Preservation account of \$650,000 for the new Blackstone River Valley National Historical Park. Highlights of the 2016 budget include the increases for the Centennial and Civil Rights initiatives described earlier. A \$2.2 million programmatic reduction to refocus operations funding partially offsets the following increases: \$16.3 million to expand healthcare insurance to seasonal employees, \$3.5 million for climate change adaptation projects, \$3.0 million to improve baseline cultural resource documentation at park units, and \$2.5 million for science priorities. The 2016 budget also broadens the scope of NPS programs contributing to the understanding of and preparing for the impacts of a changing climate. A \$10.0 million program increase is requested in the Challenge Cost Share program for NPS to work with non-Federal partners on projects that increase the resilience of landscapes in response to changing climate. A similar increase is proposed in BLM and FWS budgets.

Centennial Challenge – The Centennial Challenge program, increased by \$40.0 million to a total of \$50.0 million, will provide a Federal match to leverage partner donations for signature projects and programs at national parks in anticipation and support of the upcoming Centennial. This program will be instrumental in garnering partner support to prepare park sites across the Country

for the Centennial and the second century of NPS. All Federal funds must be matched on a 50:50 basis. This program is bolstered by the Administration's proposal to fund an additional \$100.0 million a year for three years for this program as a permanent appropriation.

National Recreation and Preservation – This appropriation supports local community efforts to preserve natural and cultural resources. The 2016 request includes \$54.2 million for these programs, a decrease of \$8.9 million compared to 2015. These changes consist of a program reduction of \$9.7 million to Heritage Partnership Programs, a transfer of \$650,000 to the operating account, a programmatic increase of \$703,000 for the National Register program to digitize records, a programmatic increase of \$260,000 for the Federal Lands to Parks program, and fixed costs increases of \$506,000.

In response to the strong public desire for additional technical assistance for public recreation and conservation projects during America's Great Outdoors listening sessions, the 2016 budget contains \$10.2 million for the Rivers, Trails, and Conservation Assistance program, with no programmatic change from 2015.

Historic Preservation – The Historic Preservation Fund supports Historic Preservation Offices in States, Territories, and tribal lands to preserve historically and culturally significant sites. The grants awarded by these offices are an important part of the America's Great Outdoors initiative. The 2016 budget request for the Historic Preservation Fund is \$89.9 million, an increase of \$33.5 million. Of this total, \$46.9 million is requested for grants-in-aid to States and Territories, which is level with 2015. A total of \$10.0 million is requested for grants-in-aid to Tribes, an increase of \$1.0 million. The budget proposes to fund grants-in-aid to Historically Black Colleges and Universities through a \$2.5 million increase, which is an important component of the Civil Rights initiative. Finally, the budget includes \$30.5 million for competitive grants-in-aid, a \$30.0 million increase for new competitive grants as part of the Civil Rights initiative, and \$500,000 for the existing competitive grants targeted toward communities currently under represented on the National Register of Historic Places. This program was also funded at \$500,000 in 2015.

Construction – The 2016 request includes \$251.0 million for the construction account, funding construction projects, equipment replacement, management, planning, operations, and special projects. This is \$112.6 million above the 2015 enacted level, including \$710,000 in fixed costs increases. The budget funds \$153.3 million for line-item construction projects, a \$91.7 million programmatic increase compared to 2015. The budget

provides funding that is critical to the implementation of the Centennial initiative, which proposes to make a meaningful impact on the NPS' deferred maintenance backlog. Within this increase, \$10.0 million is concurrently identified for facilities at park units that help interpret the Civil Rights movement. The request includes \$8.7 million to provide seismic stabilization at the Mammoth Hotel at Yellowstone National Park and \$3.0 million to rehabilitate the Selma Interpretive Center at the Selma to Montgomery National Historic Trail. The budget also includes programmatic increases of \$9.3 million for planning, \$4.6 million for construction oversight provided by the Denver Service Center, and \$6.4 million for regional facility project support.

Complementary funding proposals to address deferred maintenance requirements are discussed as part of the Centennial initiative. Overall, a total of \$559.1 million in current and \$300.0 million in permanent funds will allow NPS over ten years to make targeted, measurable, and quantifiable upgrades to all 6,735 of its highest priority non-transportation assets and restore and maintain them in good condition. Addressing the critical needs of these assets avoids deterioration and costs for future generations.

Land Acquisition and State Assistance – The 2016 current request for this account is \$117.5 million, an increase of \$18.5 million, comprised of \$18.3 million in program increases and \$197,000 in fixed costs. This includes \$64.3 million for NPS Federal land acquisition, a programmatic increase of \$13.3 million over 2015. The budget provides \$36.8 million for high priority line-item acquisition projects within park boundaries, a \$13.3 million increase. Of this increase, \$2.0 million is specifically targeted toward projects that facilitate recreational access. The 2016 Federal land acquisition projects were selected using a strategic, merit-based process with a focus on conserving critical ecosystems, leveraging non-Federal partners, and alignment with the conservation priorities of Interior bureaus, Federal agencies, Tribes, States, and other stakeholders.

Within the total requested for land acquisition, \$16.3 million supports Collaborative Landscape Projects in the Rivers of the Chesapeake, Upper Rio Grande, High Divide, National Trails, and Islands Forests at Risk landscapes. These projects were selected collaboratively working with Interior's other land management bureaus and the U.S. Forest Service to target high-priority conservation values. The NPS request for Federal acquisition projects also includes \$2.5 million at Acadia National Park in Maine to acquire forested and riparian wildlife habitat and wetlands. The request also includes \$9.0 million for matching grants for States and local entities to acquire battlefield sites outside the national park system, as well

as \$3.9 million for emergencies and hardship land acquisitions, \$4.9 million to acquire inholdings and facilitate land donations and exchanges, and \$9.7 million for land acquisition administration.

The LWCF State Conservation Grants program provides funding to States for the purchase of lands for preservation and recreation purposes. The program is intended to create and maintain a nationwide legacy of high quality recreation areas and facilities and to stimulate non-Federal investments in the protection and maintenance of recreation resources across the United States.

In 2016, the State Conservation Grants program will continue to provide matching grants to States, and through States to local governments, for the acquisition and development of public outdoor recreation areas and facilities. The budget proposes \$53.2 million for this program, a programmatic increase of \$5.0 million. This will provide \$45.0 million for formula grants, reflecting a \$3.0 million increase; \$5.0 million for competitive grants, reflecting a \$2.0 million increase; and \$3.2 million for grant administration.

Complementing the current budget request for LWCF is \$178.7 million in permanent LWCF funding. This is composed of \$106.7 million for Federal land acquisition, including \$85.4 million for projects and \$4.5 million for American Battlefield Protection land acquisition grants. The legislative LWCF proposal also provides \$47.0

million for LWCF State Conservation grants. An additional \$25.0 million is included in a separate account for the Urban Parks and Recreation Fund program. These grants assist economically distressed urban communities with the revitalization and improvement of recreation opportunities.

Recreation Fee Program – This permanent funding program operates under the authority of the Federal Lands Recreation Enhancement Act. The Act authorizes NPS to collect recreation fees at selected parks and requires fee revenues be used to improve visitor services and enhance the visitor experience at those parks and throughout the national park system. The NPS estimates in 2016 it will collect \$189.9 million in revenues and obligate \$200.0 million in recreation fees for projects. In 2014, 38 percent of NPS recreation fee obligations addressed asset repair and maintenance projects, 20 percent addressed interpretation and visitor services, and nine percent addressed habitat restoration. The remaining 33 percent of recreation fee obligations were spent on operational activities such as law enforcement, cost of collecting fees, and visitor reservation services. Current authority for the program extends through September 30, 2016. The 2016 budget proposes to further extend authorization for the Federal Lands Recreation Enhancement Act through September 30, 2017, as a short-term alternative to proposed legislation for long-term reauthorization.

Fixed Costs – Fixed costs of \$26.7 million are fully funded.

SUMMARY OF BUREAU APPROPRIATIONS
(all dollar amounts in thousands)

Comparison of 2016 Request with 2015 Enacted

	2015 Enacted		2016 Request		Change	
	FTE	Amount	FTE	Amount	FTE	Amount
Current						
Operation of the National Park System	16,739	2,275,773	17,058	2,515,131	+319	+239,358
Centennial Challenge	13	10,000	27	50,000	+14	+40,000
National Recreation and Preservation	256	63,117	258	54,199	+2	-8,918
Historic Preservation Fund	2	56,410	0	89,910	-2	+33,500
Construction	405	138,339	403	250,967	-2	+112,628
Land Acquisition and State Assistance	98	98,960	98	117,500	0	+18,540
LWCF Contract Authority (<i>cancellation</i>)	0	-27,810	0	-30,000	0	-2,190
Subtotal, Current	17,513	2,614,789	17,844	3,047,707	+331	+432,918
Permanent						
Recreation Fee Permanent Appropriations	1,508	204,389	1,508	209,344	0	+4,955
Other Permanent Appropriations	418	168,870	418	171,837	0	+2,967
Miscellaneous Trust Funds	151	95,003	187	170,003	+36	+75,000
Centennial Challenge	0	0	36	100,000	+36	+100,000
Construction	0	8,946	51	300,000	+51	+291,054
Urban Park and Recreation Fund	0	0	5	25,000	+5	+25,000
Land Acquisition and State Assistance	0	814	12	153,727	+12	+152,913
LWCF Contract Authority	0	27,810	0	30,000	0	+2,190
Subtotal, Permanent	2,077	505,832	2,217	1,159,911	+140	+654,079
Allocation and Reimbursable						
Allocation	794	0	794	0	0	0
Reimbursable	780	0	780	0	0	0
Subtotal, Allocation and Reimbursable	1,574	0	1,574	0	0	0
TOTAL, NATIONAL PARK SERVICE	21,164	3,120,621	21,635	4,207,618	+471	+1,086,997

HIGHLIGHTS OF BUDGET CHANGES

By Appropriation Activity/Subactivity

APPROPRIATION: Operation of the National Park System

	2014 Actual	2015 Enacted	2016 Request	Change
Park Management				
Resource Stewardship	315,696	317,207	351,242	+34,035
Visitor Services	230,939	242,986	276,935	+33,949
Park Protection	344,587	348,802	359,034	+10,232
Facility Operations and Maintenance ..	680,685	697,312	848,944	+151,632
Park Support	487,046	489,462	498,373	+8,911
Subtotal, Park Management	2,058,953	2,095,769	2,334,528	+238,759
External Administrative Costs	177,800	180,004	180,603	+599
TOTAL APPROPRIATION <i>(w/o transfers)</i>	2,236,753	2,275,773	2,515,131	+239,358
Transfers	+188	0	0	0
TOTAL APPROPRIATION <i>(w/ transfers)</i>	2,236,941	2,275,773	2,515,131	+239,358

Detail of Budget Changes

	2016 Change from 2015 Enacted		2016 Change from 2015 Enacted
TOTAL APPROPRIATION	+239,358		
Park Management		Facility Operations and Maintenance	+151,632
Resource Stewardship	+34,035	Centennial Initiative	
Challenge Cost Share Climate Resiliency	+10,000	Repair and Rehabilitation Projects	+66,700
Science and Climate Change	+5,950	Cyclic Maintenance	+64,133
Civil Rights Project Funds	+5,500	New Parks and Critical Responsibilities	+7,043
Seasonal Worker Health Insurance	+4,300	Seasonal Workers	+2,000
Cultural Resource Challenge -		Seasonal Worker Health Insurance	+5,600
Baseline Documentation	+3,000	Fixed Costs	+6,156
Centennial Initiative		Park Support	+8,911
New Parks and Critical Responsibilities	+1,276	Centennial Initiative	
Fixed Costs	+4,009	New Parks and Critical Responsibilities	+2,107
Visitor Services	+33,949	Transfer from National Recreation	
Centennial Initiative		and Preservation Account	+650
Youth - Engage Urban Youth	+11,500	Fixed Costs	+6,154
Youth - Every Kid in a Park Coordinators ..	+8,500		
Seasonal Workers	+4,000	External Administrative Costs	+599
Volunteers	+2,000	Fixed Costs	+599
New Parks and Critical Responsibilities	+1,961		
Seasonal Worker Health Insurance	+4,191	Subtotals for Changes Across Multiple Subactivities	
Civil Rights Project Funds	+500	Centennial Initiative	[+174,371]
Eliminate Nat'l Capital Area Perform. Arts	-2,227	Seasonal Worker Health Insurance	[+16,291]
Fixed Costs	+3,524	Fixed Costs	[+25,323]
Park Protection	+10,232		
Centennial Initiative			
Seasonal Workers	+2,000		
New Parks and Critical Responsibilities	+1,151		
Seasonal Worker Health Insurance	+2,200		
Fixed Costs	+4,881		

APPROPRIATION: Centennial Challenge

	2014 Actual	2015 Enacted	2016 Request	Change
TOTAL APPROPRIATION	0	10,000	50,000	+40,000

Detail of Budget Changes

	2016 Change from <u>2015 Enacted</u>
TOTAL APPROPRIATION	+40,000
Centennial Challenge	+40,000
Centennial Initiative.....	+40,000

APPROPRIATION: National Recreation and Preservation

	2014 Actual	2015 Enacted	2016 Request	Change
Recreation Programs.....	584	589	858	+269
Natural Programs.....	13,456	13,560	13,743	+183
Cultural Programs.....	24,662	24,562	25,502	+940
Environmental Compliance and Review.	430	433	440	+7
Grants Administration	1,738	2,004	2,037	+33
International Park Affairs	1,636	1,648	1,667	+19
Heritage Partnership Programs				
Commissions and Grants.....	18,289	19,339	8,953	-10,386
Administrative Support	0	982	999	+17
Subtotal, Heritage Partnerships	18,289	20,321	9,952	-10,369
TOTAL APPROPRIATION	60,795	63,117	54,199	-8,918

Detail of Budget Changes

	2016 Change from <u>2015 Enacted</u>		2016 Change from <u>2015 Enacted</u>
TOTAL APPROPRIATION	-8,918		
Recreation Programs.....	+269	Grants Administration	+33
Federal Lands to Parks	+260	Fixed Costs	+33
Fixed Costs	+9		
		International Park Affairs	+19
Natural Programs.....	+183	Fixed Costs	+19
Fixed Costs	+183		
		Heritage Partnership Programs	-10,369
Cultural Programs.....	+940	Commissions and Grants	-9,737
Cultural Resource Challenge -		Transfer to ONPS Account	-650
National Register Programs.....	+703	Fixed Costs	+18
Fixed Costs	+237		
		Subtotals for Changes Across Multiple Subactivities	
Environmental Compliance and Review.....	+7	Fixed Costs	[+506]
Fixed Costs	+7		

APPROPRIATION: Historic Preservation Fund

	2014 Actual	2015 Enacted	2016 Request	Change
Grants-in-Aid				
Grants-in-Aid to States and Territories	46,925	46,925	46,925	0
Grants-in-Aid to Indian Tribes	8,985	8,985	9,985	+1,000
Grants-in-Aid to Historically Black Colleges and Universities	0	0	2,500	+2,500
Competitive Grants-in-Aid	500	500	30,500	+30,000
TOTAL APPROPRIATION	56,410	56,410	89,910	+33,500

Detail of Budget Changes

	2016 Change from <u>2015 Enacted</u>
TOTAL APPROPRIATION	+33,500
Grants-in -Aid	+33,500
Cultural Resource Challenge - Grants-in-Aid to Indian Tribes	+1,000
Grants-in-Aid to Historically Black Colleges and Universities	+2,500
Civil Rights Competitive Grants-in-Aid	+30,000

APPROPRIATION: Construction

	2014 Actual	2015 Enacted	2016 Request	Change
Line-Item Construction and Maint.....	60,563	61,678	153,344	+91,666
Special Programs	20,803	20,803	20,803	0
Construction Planning.....	7,265	7,266	16,520	+9,254
Construction Program Mgmt and Ops	37,082	36,771	48,330	+11,559
Management Planning	11,748	11,821	11,970	+149
TOTAL APPROPRIATION <i>(w/o transfers)</i>	137,461	138,339	250,967	+112,628
Wildland Fire - Transfer	+7,000	0	0	0
TOTAL APPROPRIATION <i>(w/ transfers)</i>	144,461	138,339	250,967	+112,628

See Appendix E for proposed 2016 construction projects.

Detail of Budget Changes

	2016 Change from <u>2015 Enacted</u>		2016 Change from <u>2015 Enacted</u>
TOTAL APPROPRIATION	+112,628		
Line-Item Construction	+91,666	Management Planning	+149
Centennial Initiative: Line-Item		Fixed Costs	+149
Construction Projects	+91,666		
Construction Planning.....	+9,254	Subtotals for Changes Across Multiple Subactivities	
Centennial Initiative: Construction Planning.....	+9,252	Centennial Initiative.....	[+111,918]
Fixed Costs	+2	Fixed Costs	[+710]
Construction Program Mgmt and Ops	+11,559		
Centennial Initiative			
Denver Service Center Operations.....	+4,583		
Regional Facility Project Support.....	+6,417		
Fixed Costs	+559		

APPROPRIATION: Land Acquisition and State Assistance

	2014 Actual	2015 Enacted	2016 Request	Change
Federal Land Acquisition				
Federal Land Acquisition Admin	9,500	9,526	9,679	+153
Emergency, Hardship, Relocation.....	3,093	3,928	3,928	0
Inholdings, Donations, and Exchanges	6,364	4,928	4,928	0
American Battlefield Protection				
Program Acquisition Grants.....	8,986	8,986	8,986	0
Land Acquisition Projects	22,067	23,475	36,818	+13,343
Subtotal, Federal Land Acquisition	50,010	50,843	64,339	+13,496
State Assistance				
State Conservation Grants Admin.....	3,090	3,117	3,161	+44
State Conservation Grants	42,000	42,000	45,000	+3,000
Competitive State Conser. Grants.....	3,000	3,000	5,000	+2,000
Subtotal, State Assistance.....	48,090	48,117	53,161	+5,044
TOTAL APPROPRIATION (w/o transfers) ..	98,100	98,960	117,500	+18,540
Wildland Fire - Transfer	+8,200	0	0	0
TOTAL APPROPRIATION (w/ transfers)....	106,300	98,960	117,500	+18,540

See Appendix C for proposed 2016 land acquisition projects.

Detail of Budget Changes

	2016 Change from <u>2015 Enacted</u>
TOTAL APPROPRIATION	+18,540
Federal Land Acquisition.....	+13,496
Projects	+11,343
Projects for Recreational Access	+2,000
Fixed Costs	+153
State Assistance	+5,044
State Conservation Grants	+3,000
Competitive State Conservation Grants	+2,000
Fixed Costs	+44
Subtotals for Changes Across Multiple Subactivities	
Fixed Costs	[+197]

APPROPRIATION: Land and Water Conservation Fund Contract Authority

	2014 Actual	2015 Enacted	2016 Request	Change
TOTAL APPROPRIATION (cancellation)...	-27,840	-27,810	-30,000	-2,190

Detail of Budget Changes

	2016 Change from <u>2015 Enacted</u>
TOTAL APPROPRIATION	-2,190
Change Due to Sequestration.....	-2,190



INDIAN AFFAIRS

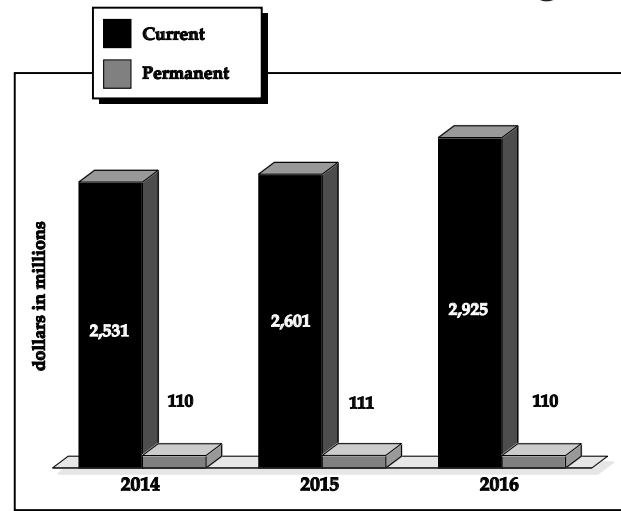
Mission – The mission of the Bureau of Indian Affairs is to enhance the quality of life, promote economic opportunity, and carry out the responsibility to protect and improve the trust assets of American Indians, Indian Tribes, and Alaska Natives. The mission of the Bureau of Indian Education is to provide quality education opportunities from early childhood through life in Indian Country for individuals attending BIE schools.

Budget Overview – The 2016 President’s budget for Indian Affairs is \$2.9 billion in current appropriations, \$323.5 million above the 2015 level. The BIA estimates staffing will equal 7,595 full time equivalents in 2016, an increase of 90 FTE from 2015.

The President’s budget supports an all-of-government approach to addressing Federal responsibilities and tribal needs in Indian Country. Coordination of this work across Federal agencies is being carried out through the White House Council on Native American Affairs, established by Executive Order on June 26, 2013, by President Obama and chaired by the Department of the Interior. Indian Affairs at Interior plays an important role in carrying out the Federal trust responsibility and in serving Tribes. Indian Affairs provides service to more than two million American Indians and Alaska Natives. The BIA fulfills trust responsibilities to and promotes the self-determination and nation-building of 566 federally recognized Indian Tribes. The BIA does so by providing direct services and funding for tribal compacts and contracts to support a wide range of activities including natural resource management, law enforcement, and social service programs, among many others in Indian Country. The BIE manages a school system with 169 elementary and secondary schools and 14 dormitories providing educational services to 48,000 individual students, with an Average Daily Membership of 41,000 students in 23 States, operates two post-secondary schools, administers grants for 28 tribally controlled colleges and universities, and two tribal technical colleges.

The primary mission of Indian Affairs is to honor the Nation’s trust, treaty, and other responsibilities to American Indians and Alaska Natives and improve the quality of

Indian Affairs Funding



life in tribal and native communities. The strategies to achieve these objectives build on progress made over the past five years establishing strong and meaningful relationships with Tribes, strengthening government-to-government relationships, delivering services to American Indians and Alaska Natives, and advancing self-governance and self-determination.

The 2016 budget supports continuing efforts to advance self-governance and self-determination, improve educational outcomes for American Indian children, support human services activities, prudently manage tribal natural resources, build stronger economies and self-sufficiency, and maintain safer Indian communities. Indian Affairs ensures trust and restricted Federal Indian-owned lands are managed effectively and accurately account for revenues in a timely and efficient manner. The BIA also works to restore tribal homelands and protect Indian treaty rights.

Operation of Indian Programs and Construction – The 2016 budget for the OIP account is \$2.7 billion, an increase of \$231.4 million above the 2015 level. The 2016 budget request for Construction is \$189.0 million, an increase of \$60.1 million above the 2015 level.

INDIAN AFFAIRS FACTS

- The Bureau of Indian Affairs was established in 1824 under the War Department and transferred to the Department of the Interior in 1849.
- Provides services to more than two million American Indians and Alaska Natives in 566 federally recognized Tribes in the 48 contiguous States and Alaska.
- Administers and manages 55 million surface acres and 57 million acres of subsurface mineral estates held in trust by the U.S. for individual Indians and Tribes.
- The Bureau of Indian Education provides education services to 48,000 individual students with an Average Daily Membership of 41,000 students in 23 States attending 183 schools and dormitories. The BIE also provides funding to 32 colleges, universities, and post-secondary schools.
- Employs nearly 8,000 personnel of whom over 80 percent are American Indian or Alaska Native.

Promoting Self-Governance and Self-Determination – The 2016 request for Contract Support Costs is \$277.0 million, an increase of \$26.0 million above 2015. Based on the most recent analysis, the requested amount for 2016 will fully fund contract support costs. Contract support costs are a key component of tribal self-determination and support the ability of Tribes to assume responsibility for operating Federal programs. To stabilize long-term funding and address programmatic concerns with Contract Support Costs, the 2016 budget also proposes—for the first time—a legislative proposal to reclassify these costs as permanent funding beginning in fiscal year 2017. If enacted, permanent funding for Contract Support Costs, will help stabilize this vital funding for Tribes and further self-governance and self-determination efforts.

Supporting Tribal Nation-Building and Economic Development – The budget contains a number of critical increases to support tribal nation-building and economic development. The budget capitalizes on the important role BIA plays as a broad provider of Federal services by proposing \$4.0 million to establish the One-Stop Tribal Support Center to make it easier for Tribes to find and access hundreds of services available to Tribes across the Federal government. The 2016 budget includes \$4.5 million to establish an Indian Energy Service Center to facilitate vital energy development in Indian Country of both conventional and alternative energy and to support assessment of the social and environmental impacts of energy development on tribal lands. To improve and expand access to quality data for tribal leaders and other decisionmakers, a data initiative of \$12.0 million is proposed. This funding will establish an Office of Indian Affairs Policy, Program Evaluation, and Data which will help the Department collect, analyze, and utilize evidence to support effective policy making and program implementation. The funds also will assist the Department in working with Tribes to improve Interior

and BIA data quality and availability and will support efforts with the Census Bureau to identify and address data gaps in Indian Country. Lastly, a \$1.3 million increase for the Small and Needy Tribes program is proposed to assist eligible Tribes in expanding and sustaining tribal governance.

Supporting Youth and Families through the Tiwahe and Generation Indigenous Initiative—As part of the President's commitment to protect and promote the development of prosperous tribal communities, Indian Affairs proposes to expand the Tiwahe initiative launched in 2015. Tiwahe means family in the Lakota language. The Tiwahe initiative supports the White House's cross-agency Generation Indigenous initiative, which takes a comprehensive, culturally appropriate approach to help improve the lives and opportunities for Native youth. These efforts support an integrated approach to address the inter-related challenges that impact the lives of youth, families, and communities—including poverty, violence, and substance abuse. The Tiwahe approach seeks to empower individuals and families through health promotion, family stability, and strengthening communities as a whole.

In 2015, BIA provides over \$10 million to expand Indian Affairs' capacity in current programs that address Indian child and family welfare and job training issues. The 2016 budget proposes an additional \$15.0 million to expand the initiative. The budget proposes program increases of \$6.0 million for social services programs, \$4.0 million for law enforcement special initiatives, and \$5.0 million for tribal courts. The law enforcement increases will expand on pilot projects initiated in 2015 in which BIA law enforcement is implementing a comprehensive strategy to provide alternatives to incarceration. To focus funding and evaluate outcomes in meeting social service needs more effectively in Indian Country, the Department will evaluate social service and community development

needs in Indian Country in 2015. The evaluation will inform programmatic design, assessments, management, and budgeting. The BIA funding and programs also will be integrated with other Generation Indigenous funding increases across the Federal government, including an additional \$25.0 million to the Indian Health Service to address behavioral health issues, a \$25.0 million increase to the Substance Abuse and Mental Health Services Administration for the Tribal Behavioral Health program, and a \$141.0 million increase for the Administration for Children and Families for Tribal Child Care programs, cultural and language preservation programs, tribal child welfare programs, Tribal Head Start, and other native programs.

Advancing Indian Education – The Interior budget proposes a \$1.0 billion investment in Indian education to support a comprehensive transformation of BIE. The multi-year process will transform BIE into an organization that serves as a capacity builder and service provider to support Tribes in educating their youth and deliver a world-class and culturally appropriate education across Indian Country. The budget provides increases totaling \$138.4 million for elementary and secondary school education activities funded by BIE and education construction. The request includes a program increase of \$45.5 million in Elementary and Secondary education. An increase of \$12.9 million is to fully fund Tribal Grant Support Costs which, similar to Contract Support Costs, assists Tribes that run their own schools by covering the costs of administering programs. The Education Program Enhancement program is increased by \$10.0 million to provide incentive funding for schools. Requested facility maintenance and operations increases totaling \$20.0 million will provide essential preventive and routine maintenance and operating expenses so that schools are operated in a safe and educationally conducive manner. The 2016 budget also includes a \$34.2 million increase for education information technology that will enhance broadband and digital access for students at BIE-funded schools.

To foster public-private partnerships to improve the student experience at BIE-funded schools, the 2016 budget also proposes appropriations language enabling the Secretary to activate the National Foundation for American Indian Education. The proposed bill language will initiate a foundation focused on fundraising to create opportunities for Indian students in and out of the classroom.

A \$58.7 million increase is requested for Education Construction to support the education transformation. This includes a \$25.3 million increase for replacement school construction to complete construction of the final two schools on the 2004 replacement school construction

priority list: Little Singer Community School and Cove Day School, both in Arizona. A \$17.7 million increase for facilities improvement and repair is requested for repairs to building structures and components that are necessary to sustain and prolong the useful life of education buildings. Additionally, \$11.9 million is requested to address major facility repair needs at schools like the Bug-O-Nay-Ge-Shig school on the Leech Lake Band of the Ojibwe reservation. Lastly, an increase of \$3.7 million is requested for employee housing repair which will complement a new \$10.0 million set-aside proposed in the Department of Housing and Urban Development to address teacher housing needs.

The 2016 budget also includes increases totaling \$7.4 million to meet educational needs beyond the BIE elementary and secondary system. To further higher education, a \$4.6 million increase is requested for scholarship and adult education and a \$250,000 increase is requested for Special Higher Education Scholarships. Lastly, the 2016 budget includes a \$2.6 million increase for the Johnson O'Malley program to provide American Indian and Alaska Native students attending public schools with additional resources to meet their unique and specialized educational needs.

Supporting Sustainable Stewardship of Trust Resources and Lands – The 2016 budget strongly supports the sustainable stewardship of trust lands, natural resources, and the environment in Indian Country, including the protection and restoration of ecosystems and important landscapes, stewardship of land, water, ocean, and energy resources, resilience in the face of a changing climate, and clean and sustainable energy development. The budget includes program increases totaling \$63.2 million for the trust natural resources and real estate services programs.

The budget provides a total of \$50.4 million, a \$40.4 million increase over 2015, proposed across nine natural resource programs, to support tribal communities in sustainable resource management and in preparing and responding to the impacts of climate change, such as drought, wildfires, changes in the plants and animals important to subsistence and culture, rights protection, coastal erosion, and sea level rise. Funds will support Tribes in developing science, tools, training, planning, and implementation of actions to build resilience into resource management, infrastructure, and community development activities. Funding will also support Alaska Native Villages in the arctic to evaluate options for the long-term resilience of their communities. The budget includes a total increase of \$16.2 million for trust real estate service activities to reinforce the stewardship of trust resources. The expanded capacity will address the probate backlog, land title and records processing,

geospatial support needs, and database management in addition to providing expanded technical and legal support for authorized settlements involving tribal water rights. The BIA increases for water rights settlements represent a subset of increases totaling \$73.0 million across the Department to support resolving tribal water rights claims and ensuring that Tribes have access to use and manage water to meet domestic, economic, cultural, and ecological needs.

Tribal Priority Allocations – Collectively, the 2016 budget proposes a total of \$982.7 million in Tribal Priority Allocations, an increase of \$56.2 million over the 2015 level.

Land and Water Claims Settlements – The 2016 budget request for Indian Land and Water Claim Settlements is \$67.7 million, a \$32.0 million increase over the 2015 enacted level. Several funding increases demonstrate the Administration's strong commitment to resolve tribal water rights claims to ensure Tribes have access to use and manage water. Funding for the Taos Pueblos Indian

Water Rights Settlement is increased by \$13.8 million over 2015 for a total funding request of \$29.2 million. This funding amount will constitute the final payment of the Taos Pueblo settlement. The Navajo-Gallup Water Supply project is increased by \$8.8 million to meet projected 2016 funding needs. The budget proposes a \$9.4 million increase for the second year of funding for the Aamodt Settlement enacted as part of the Claims Resolution Act of 2010. The budget also contains increases of \$14.1 million in OIP to provide expanded technical and legal support for tribal water rights settlement negotiations and implementation.

Indian Guaranteed Loan Program – The 2016 budget request for this program is \$7.7 million, the same as the 2015 enacted level. This will provide \$113.8 million in loan guarantee authority to support Indian economic development.

Fixed Costs – Fixed costs totaling \$18.3 million are fully funded in the request.

SUMMARY OF BUREAU APPROPRIATIONS
(all dollar amounts in thousands)

Comparison of 2016 Request with 2015 Enacted

	2015 Enacted		2016 Request		Change	
	FTE	Amount	FTE	Amount	FTE	Amount
Current						
Operation of Indian Programs	5,650	2,429,236	5,740	2,660,591	+90	+231,355
Reimbursable Programs.....	694	0	694	0	0	0
Allocations from Others.....	459	0	459	0	0	0
Construction	78	128,876	78	188,973	0	+60,097
Reimbursable Programs.....	5	0	5	0	0	0
Allocations from Others.....	304	0	304	0	0	0
Indian Land and Water Claim Settlements and Miscellaneous Payments to Indians	5	35,655	5	67,656	0	+32,001
Indian Guaranteed Loan Program.....	0	7,731	0	7,748	0	+17
Subtotal, Current.....	7,195	2,601,498	7,285	2,924,968	+90	+323,470
Permanent and Trust						
Operation and Maintenance of Quarters.....	43	5,997	43	6,219	0	+222
Miscellaneous Permanent Appropriations.....	267	98,822	267	100,865	0	+2,043
White Earth Settlement Fund	0	3,000	0	3,000	0	0
Gifts and Donations.....	0	100	0	100	0	0
Indian Loan Guaranty and Insurance Fund						
Liquidating Account.....	0	-100	0	0	0	+100
Revolving Fund for Loans Liquidating Account....	0	-525	0	-525	0	0
Indian Loan Guaranteed Program.....	0	4,000	0	0	0	-4,000
Subtotal, Permanent and Trust.....	310	111,294	310	109,659	0	-1,635
TOTAL, BUREAU OF INDIAN AFFAIRS	7,505	2,712,792	7,595	3,034,627	+90	+321,835

HIGHLIGHTS OF BUDGET CHANGES

By Appropriation Activity/Subactivity

APPROPRIATION: Operation of Indian Programs

	2014 Actual	2015 Enacted	2016 Request	Change
Tribal Government				
Aid To Tribal Government.....	25,839	24,614	24,833	+219
Consolidated Tribal				
Government Program.....	74,623	76,348	77,088	+740
Self-Governance Compacts.....	152,881	158,767	162,321	+3,554
Contract Support.....	242,000	246,000	272,000	+26,000
Indian Self-Determination Fund.....	5,000	5,000	5,000	0
New Tribes	463	463	464	+1
Small and Needy Tribes	1,845	1,845	3,095	+1,250
Road Maintenance	24,303	26,461	26,693	+232
Tribal Govt Program Oversight	8,128	8,181	12,273	+4,092
Subtotal, Tribal Government	535,082	547,679	583,767	+36,088
Human Services				
Social Services.....	35,763	40,871	47,179	+6,308
Welfare Assistance.....	74,809	74,809	74,791	-18
Indian Child Welfare Act	10,710	15,433	15,641	+208
Housing Program.....	8,000	8,009	8,021	+12
Human Services Tribal Design.....	411	407	246	-161
Human Services Program Oversight ...	3,085	3,105	3,126	+21
Subtotal, Human Services.....	132,778	142,634	149,004	+6,370
Trust - Natural Resources Management				
Natural Resources, General	5,165	5,089	8,168	+3,079
Irrigation Ops and Maintenance.....	11,342	11,359	12,898	+1,539
Rights Protection Implementation.....	35,297	35,420	40,138	+4,718
Tribal Mgmt/Development Program...	9,230	9,244	14,263	+5,019
Endangered Species	2,673	2,675	3,684	+1,009
Tribal Climate Resilience.....	9,947	9,948	30,355	+20,407
Integrated Resource Info Program	1,996	2,996	3,996	+1,000
Agriculture and Range	30,558	30,494	30,751	+257
Forestry	47,735	47,735	51,914	+4,179
Water Resources	10,543	10,297	14,917	+4,620
Fish, Wildlife, and Parks	13,823	13,577	15,646	+2,069
Resource Mgmt Program Oversight....	5,986	6,018	6,066	+48
Subtotal, Trust - NR Management	184,295	184,852	232,796	+47,944
Trust - Real Estate Services				
Trust Services, General	15,303	15,150	15,043	-107
Navajo-Hopi Settlement Program	1,135	1,147	1,160	+13
Probate	11,989	12,043	12,928	+885
Land Title and Records Offices	13,732	13,891	15,905	+2,014
Real Estate Services.....	36,460	36,435	36,837	+402
Land Records Improvement.....	6,423	6,436	8,289	+1,853
Environmental Quality.....	15,623	15,644	15,792	+148
Alaskan Native Programs	1,002	1,010	1,017	+7
Rights Protection.....	11,781	11,803	21,195	+9,392
Real Estate Services Oversight	13,310	13,443	15,520	+2,077
Subtotal, Trust - Real Estate Services	126,758	127,002	143,686	+16,684
Public Safety and Justice				
Law Enforcement	325,696	328,296	334,976	+6,680
Tribal Courts	23,241	23,280	28,173	+4,893
Fire Protection.....	1,077	1,274	1,274	0
Subtotal, Public Safety and Justice ...	350,014	352,850	364,423	+11,573

APPROPRIATION: Operation of Indian Programs (continued)

Community and Economic Development				
Job Placement and Training.....	10,920	11,463	11,445	-18
Economic Development	1,713	1,706	1,794	+88
Minerals and Mining	20,464	20,612	25,153	+4,541
Community Development Oversight ..	2,203	2,215	2,227	+12
Subtotal, Comm and Econ Dev	35,300	35,996	40,619	+4,623
Executive Direction and Admin Services	225,782	227,692	241,832	+14,140
Bureau of Indian Education				
Elementary and Secondary				
Programs (forward funded)	518,318	536,897	565,517	+28,620
Elementary and Secondary Programs..	118,402	119,195	142,361	+23,166
Post Secondary				
Programs (forward funded)	69,793	69,793	69,793	0
Post Secondary Programs	61,887	64,182	69,412	+5,230
Education Management	20,354	20,464	57,381	+36,917
Subtotal, Bureau of Indian Education	788,754	810,531	904,464	+93,933
TOTAL APPROPRIATION	2,378,763	2,429,236	2,660,591	+231,355

Detail of Budget Changes

	2016 Change from 2015 Enacted		2016 Change from 2015 Enacted
TOTAL APPROPRIATION	+231,355		
Tribal Government	+36,088	Trust - Real Estate Services	+16,684
Fully Fund Contract Support Costs.....	+26,000	Increase Trust Responsibilities Capacity.....	+6,850
Aid Small and Needy Tribes.....	+1,250	Indian Water Rights - Support Settlements and Negotiations	+9,350
Launch One-Stop Tribal Support		OIP Internal Transfers.....	-654
Center Youth Portal.....	+4,000	Fixed Costs	+1,138
OIP Internal Transfers.....	+735		
Fixed Costs	+4,103	Public Safety and Justice	+11,573
Human Services.....	+6,370	Tiwahe Initiative - Alternative Strategy to Incarceration	+4,000
Tiwahe Initiative - Increase Social Services	+6,000	Tiwahe Initiative - Aid to Tribal Family Courts..	+5,000
OIP Internal Transfers.....	-167	OIP Internal Transfers.....	-433
Fixed Costs	+537	Fixed Costs	+3,006
Trust - Natural Resources Management	+47,944		
Tribal Climate Resilience		Community and Economic Development.....	+4,623
Projects	+20,400	Establish Indian Energy Service Center	+4,500
Natural Resources Climate Adaptation	+7,000	OIP Internal Transfers.....	-30
Rights Protection Implementation	+4,500	Fixed Costs	+153
Tribal Management Development Program	+5,000		
Irrigation Operations and Maintenance.....	+1,500	Executive Direction and Administrative Services..	+14,140
Endangered Species	+1,000	Establish Indian Data and Analysis Office	+12,000
Integrated Resource Info Program.....	+1,000	Support Indian Water Rights Settlements and Negotiations	+170
Indian Water Rights		OIP Internal Transfers.....	+672
Support Settlements and Negotiations.....	+4,550	Fixed Costs	+1,298
Natural Resources Programs Youth Projects.....	+2,000		
OIP Internal Transfers.....	-136		
Fixed Costs	+1,130		

Detail of Budget Changes
Operation of Indian Programs (continued)

	2016 Change from <u>2015 Enacted</u>		2016 Change from <u>2015 Enacted</u>
Bureau of Indian Education.....	+93,933	Subtotals for Changes Across Multiple Subactivities	
BIE Transformation		BIE Transformation (See also Construction).....	[+79,720]
Sovereignty in Education Awards.....	+10,000	Tribal Climate Resilience	[+40,400]
Fully Fund Tribal Grant Support Costs.....	+12,940	Indian Water Rights (See also Settlements)	[+14,070]
Facilities Operations and Maintenance	+20,000	Tiwahe Initiative.....	[+15,000]
Certify Teachers and Improve		Fixed Costs	[+18,155]
Administrative Capacity	+2,550		
Bring Broadband to BIA Schools	+34,230		
Support for Johnson-O'Malley			
Education Grants	+2,600		
Expand Tribal Scholarships,			
include STEM Degrees.....	+4,560		
Higher Education Scholarships -			
Pre-law Program	+250		
OIP Internal Transfers.....	+13		
Fixed Costs	+6,790		

APPROPRIATION: Construction

	2014 Actual	2015 Enacted	2016 Request	Change
Education Construction	55,285	74,501	133,245	+58,744
Public Safety and Justice Construction	11,306	11,306	11,306	0
Resources Management Construction	32,759	34,427	34,488	+61
Other Program Construction.....	10,774	8,642	9,934	+1,292
TOTAL APPROPRIATION	110,124	128,876	188,973	+60,097

Detail of Budget Changes

	2016 Change from <u>2015 Enacted</u>		2016 Change from <u>2015 Enacted</u>
TOTAL APPROPRIATION	+60,097		
Education Construction	+58,744	Other Program Construction.....	+1,292
BIE Transformation		Ft. Peck Water System Ops and Maintenance.....	+1,250
Replacement School Construction	+25,339	Fixed Costs	+42
Replacement Facility Construction.....	+11,935		
Employee Housing Repair	+3,738	Subtotals for Changes Across Multiple Subactivities	
Facilities Improvement and Repair.....	+17,707	Fixed Costs	[+128]
Fixed Costs	+25		
Resources Management Construction	+61		
Fixed Costs	+61		

APPROPRIATION: Indian Land and Water Claim Settlements and Miscellaneous Payments to Indians

	2014 Actual	2015 Enacted	2016 Request	Change
Land Settlements				
White Earth Land Settlement	625	625	625	0
Hoopa-Yurok Settlement.....	250	250	250	0
Water Settlements				
Pyramid Lake Water Rights Settlement	142	142	142	0
Navajo Water Resources Development				
Trust Fund	6,000	4,000	4,000	0
Duck Valley Water Rights Settlement ..	12,044	0	0	0
Navajo Gallup Water Supply Project ..	7,782	9,000	17,800	+8,800
Taos Pueblo Water Rights Settlement...	8,812	15,392	29,212	+13,820
Aamodt Settlement	0	6,246	15,627	+9,381
TOTAL APPROPRIATION	35,655	35,655	67,656	+32,001

Detail of Budget Changes

2016 Change from
2015 Enacted

TOTAL APPROPRIATION	+32,001
Navajo-Gallup Water Supply Project	+8,800
Taos Pueblo Water Rights Settlement.....	+13,820
Aamodt Settlement	+9,381

APPROPRIATION: Indian Guaranteed Loan Program Account

	2014 Actual	2015 Enacted	2016 Request	Change
TOTAL APPROPRIATION	6,731	7,731	7,748	+17

Detail of Budget Changes

2016 Change from
2015 Enacted

TOTAL APPROPRIATION	+17
Fixed Costs	+17



DEPARTMENTAL OFFICES

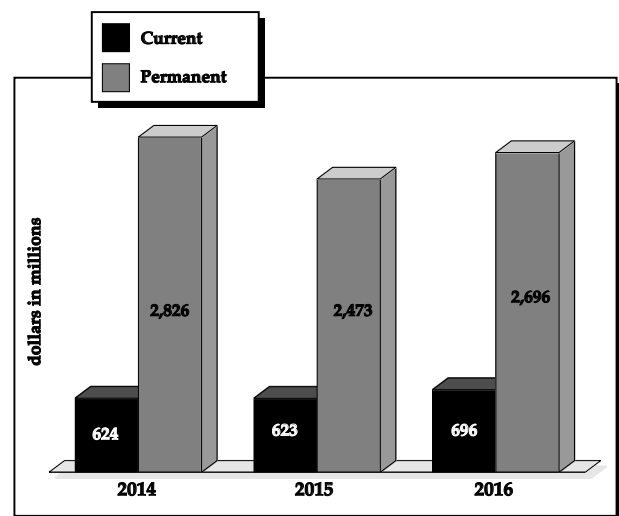
Overview – The Department of the Interior protects and manages the Nation’s cultural heritage and natural resources; provides scientific and other information about those resources; and honors trust responsibilities and commitments to American Indians, Alaska Natives, and affiliated insular communities.

Departmental Offices provide leadership, management, and coordination activities; deliver services to Interior’s bureaus and offices; and operate unique cross-cutting functions that do not logically fit elsewhere. The Office of the Secretary provides executive leadership for the Department through the development of policy, legislation, and the annual budget. The Office of the Secretary also provides administrative services such as finance, information resources, acquisition, and human resources. The Office manages the administrative appeals functions contained in the Office of Hearings and Appeals, appraises the value of lands and minerals through the Office of Valuation Services, and collects and disburses revenues from energy production on Federal and Indian lands and on the Outer Continental Shelf through the Office of Natural Resources Revenue. The ONRR strives to improve the management and oversight of royalty and other revenue collection and disbursement activities for Interior. The Office is responsible for ensuring revenue from Federal and Indian mineral leases is effectively and accurately collected and disbursed to recipients, including nearly 35 States, 34 Tribes, some 30,000 individual Indian mineral owners, and U.S. Treasury accounts.

The Office of the Secretary manages financial execution for the \$1.9 billion Land Buy-Back Program for Tribal Nations authorized by the Claims Resolution Act of 2010 and approved on November 24, 2012. The program implements the land consolidation aspects of the Individual Indian Money Account Litigation Settlement. The program provides individual Indians the opportunity to obtain payment for divided land interests and release the lands for the benefits of tribal communities.

Several programs within Departmental Offices are funded in separate appropriations. The Office of Insular Affairs provides assistance to insular areas. The Office of

Departmental Offices Funding



the Special Trustee for American Indians manages and carries out the Secretary of the Interior’s responsibility for trust funds for American Indians. The Office of the Solicitor provides legal services to the bureaus and offices on behalf of the Secretary. The Office of Inspector General reviews Interior activities and conducts audits and investigations.

The Office of the Secretary also manages four Department-wide programs. The Payments in Lieu of Taxes program provides payments to local governments in jurisdictions where Federal lands are located; the Central Hazardous Materials Fund provides a coordinated, consistent approach to remediate Interior sites impacted by hazardous substances; the Natural Resource Damage Assessment and Restoration program coordinates all of the Department’s restoration efforts for resources injured as a result of oil spills or hazardous substance releases into the environment; and the Wildland Fire Management program addresses wildfire on public lands. Working collaboratively with the participating bureaus, the Department coordinates wildland fire activities within Interior and with the Department of Agriculture’s U.S. Forest Service. The Office of the Secretary also manages

the Department's Working Capital Fund, the Interior Franchise Fund, and the agency-wide Financial and Business Management System. These Department-wide programs are discussed as a separate chapter in the Bureau Highlights.

OFFICE OF THE SECRETARY

Mission – The Office of the Secretary provides the executive level leadership, policy, guidance, and coordination needed to manage the diverse, complex, and nationally significant programs that are the Department of the Interior's responsibilities.

Budget Overview – The 2016 budget for Departmental Operations is \$327.9 million in current appropriations, which is \$62.7 million above the 2015 enacted level. The budget reflects an increase of \$50.0 million for Coastal Resilience programs which will focus on projects with a physical or ecological nexus to Federal lands and incorporate monitoring and performance requirements. The budget proposes an increase of \$1.5 million for work with the National Invasive Species Council to develop an Early Detection Rapid Response framework in support of climate resilience efforts. The budget proposes a \$5.9 million and 18 FTE increase to support ONRR's Osage Tribal accounting activities, to expand Geospatial Information Systems capabilities, and to expand on-shore production verification and data integration efforts. The budget includes \$3.0 million for the development of a Digital Service team, which will be responsible for driving the efficiency and effectiveness of the Department's highest-impact digital services. The request also includes an increase of \$225,000 for Insider Threat program requirements and \$274,000 to support the Administration's Cross Agency Priority goal for infrastructure permitting modernization. The budget assumes a savings of \$940,000 associated with space and other general reductions.

Coastal Resilience Fund – The 2016 request includes \$50.0 million for the Coastal Resilience Fund, a competitive grant program to support the restoration and conservation of key ecological systems, such as beaches, dunes, and wetlands that protect communities and infrastructure from the impacts of coastal storms. In collaboration with State, local, and tribal governments, non-governmental organizations, universities, and other stakeholders, the program's goals are to mitigate the impacts of climate change on coastal and inland communities from storm wave velocity, erosion, flooding, sea level rise, and associated natural threats; and to strengthen the ecological integrity and functionality of coastal and inland ecosystems to protect communities and enhance the ability of Federal lands to support important recreational, wildlife, and cultural values. The program will also enhance understanding of the impacts of extreme weather events,

the benefits of nature based infrastructure and ecosystem services, and identify cost-effective tools that help mitigate and support community resilience with future events.

Celebrating and Enhancing America's Great Outdoors

The 2016 request includes \$12.0 million for the Office of Valuation Services from the Land and Water Conservation Fund, a vital component of the America's Great Outdoors initiative. Valuation Services provides appraisal services to bureau land management acquisition programs. The Administration proposes \$900.0 million in current and permanent funding in 2016 for LWCF programs, and proposes to authorize \$900.0 million in annual permanent funding for LWCF programs beginning in 2017. The proposal includes an additional \$6.0 million in 2016 permanent funding for Valuation Services to support land acquisition programs in Interior's land management bureaus.

Improving Minerals Revenue Management and Accountability

– The 2016 budget includes \$128.7 million for ONRR's receipts management programs, an increase of \$7.1 million above the 2015 enacted level. The ONRR is responsible for ensuring revenue from Federal and Indian mineral leases is effectively, efficiently, and accurately collected, accounted for, analyzed, audited, and disbursed to recipients. Revenue distributions, which totaled \$13.4 billion in 2014, benefit States, Tribes, individual Indian mineral royalty owners, and U.S. Treasury accounts.

The 2016 budget requests the resources necessary to assume certain important Trust Responsibilities for the Osage Nation, consistent with the services ONRR already provides to other Tribes receiving mineral revenue. An increase of \$3.6 million supports Osage tribal accounting activities in an effort to leverage ONRR's existing systems and processes to reduce redundancy and fragmentation. The 2016 budget also requests \$1.0 million to expand Geospatial Information Systems and \$1.3 million to fully fund the ONRR on-shore production verification pilot and data integration effort. The on-shore production meter verification effort enhances Interior's production measurement oversight to ensure the Department accounts for all production from Federal onshore leases, provides greater assurance of data accuracy, reduces the potential for data manipulation and fraud, and contributes to further reduction in production reporting errors.

Powering Our Future and Responsible Use of Our Resources

– In September 2011, President Obama announced the United States' intention to implement the Extractive Industries Transparency Initiative and in October 2011, named the Secretary of the Interior as the U.S. Senior Official responsible for implementing EITI. The EITI offers a voluntary framework for governments to disclose revenues received from their oil, gas, and

mining assets, with parallel disclosure by companies of what they have paid the government in royalties, rents, bonuses, taxes, and other payments. The design of each EITI framework is country-specific, developed through a collaborative process by a multi-stakeholder group comprised of government, industry, and civil society representatives. The EITI principles align with the Obama Administration's Open Government initiative and its pledge of a more transparent, participatory, and collaborative government.

The ONRR provides expertise to support the implementation of EITI in the United States. As a member of the Interior Implementation Team, ONRR led efforts to establish the Multi-Stakeholder Group that convened as a Federal Advisory Committee. The Committee consists of 21 members and 20 alternates representing government, industry, and civil society. In March 2014, the U.S. became an EITI candidate country. The group approved and hired an independent administrator to publish the first U.S. EITI Annual Report in December 2015. The Multi-Stakeholder Group will continue to meet regularly as the U.S. continues the process of achieving EITI compliance.

The implementation of U.S. EITI provides additional oversight to the collection and disbursement of the Nation's mineral resources revenues and helps ensure the full and fair return to the American people for the utilization of these public resources. Supporting U.S. EITI advances the revenue reform efforts underway in ONRR and benefits the American public, whose interests will be better protected by a strong commitment to oversight and transparency.

Public Lands Centennial Fund – The Administration proposes to authorize \$100.0 million in permanent funding each year for three years for the Public Lands Centennial Fund. Funding will be awarded through the Office of the Secretary on a competitive basis open to the Bureau of Land Management, Fish and Wildlife Service, National Park Service, and U.S. Forest Service to address deferred maintenance and conservation projects.

Fixed Costs – Fixed costs of \$2.8 million are fully funded.

OFFICE OF INSULAR AFFAIRS

Mission – The Office of Insular Affairs empowers insular communities by improving quality of life, creating economic opportunity, and promoting efficient and effective governance.

Budget Overview – The 2016 OIA budget is \$103.0 million in current appropriations, an increase of \$13.7 million above the 2015 enacted level excluding the Palau Compact Extension funding of \$13.1 million. Instead of continuing

the temporary extension provided in 2015, the budget proposes \$163.0 million in permanent funding to support enactment of a new Compact with Palau, assumed to be enacted in 2015. The Compact is an important element of the Pacific national security strategy. The OIA estimates staffing will equal 42 full time equivalents in 2016.

Assistance to Territories – The 2016 budget provides \$99.7 million for Assistance to Territories, an increase of \$13.7 million above 2015. Within this amount, a program increase of \$10.4 million is requested in Office of Insular Affairs and General Technical Assistance to increase the grant management staff to improve oversight, and address needs in the insular areas related to sea level rise by supporting development of infrastructure and community resilience initiatives. The Maintenance Assistance Fund request includes a program increase of \$3.9 million to improve health and safety conditions in insular school facilities. The budget also requests a program increase of \$1.5 million in Empowering Insular Communities to implement energy projects identified by the territories in their comprehensive sustainable energy strategies. Brown Treesnake Control is funded at \$3.0 million, a program decrease of \$500,000, which reflects completion of an automated aerial bait system in 2015. The budget requests \$1.3 million for Compact Impact, a program decrease of \$1.7 million from 2015. This funding is supplemented by \$30.0 million annually in permanent Compact Impact funding.

Compact of Free Association – The 2016 budget provides \$3.3 million for Compact of Free Association, level with 2015, excluding \$13.1 million provided for the Palau Compact Extension in 2015.

Fixed Costs – Fixed costs of \$69,000 are fully funded in the request.

OFFICE OF THE SOLICITOR

Mission – The Office of the Solicitor's mission is to provide high quality legal counsel to the Secretary and Interior's offices and bureaus, administer the Department's ethics program, help resolve legal issues among bureaus and offices as they fulfill their duties, and manage Interior's Freedom of Information Act appeals.

Budget Overview – The Solicitor's 2016 budget is \$69.9 million, \$4.1 million above the 2015 enacted level. The Solicitor estimates staffing will be 437 full time equivalents in 2016, an increase of twenty FTE from the 2015 level.

Salaries and Expenses – The 2016 budget reflects a net increase of \$4.1 million in Legal Services to support additional personnel. The increase will allow for the continuation of existing services with sufficient resources to

provide the Secretary and the Department the necessary legal services for the advancement of priority goals and other mission areas.

Fixed Costs – Fixed costs of \$111,000 are fully funded.

OFFICE OF INSPECTOR GENERAL

Mission – The Office of Inspector General’s mission is to provide independent oversight and promote excellence, integrity, and accountability within the programs, operations, and management of the Department of the Interior and its resources.

Budget Overview – The Inspector General’s 2016 budget is \$52.2 million, an increase of \$1.8 million compared to the 2015 enacted level. The 2016 budget includes \$423,000 in funding to support the Council of the Inspectors General on Integrity and Efficiency. The Inspector General estimates staffing will equal 286 full time equivalents in 2016.

Salaries and Expenses – The budget reflects program increases for the Audits, Inspections, and Evaluations subactivity and the Investigations subactivity. The \$920,000 increase for Audits, Inspections, and Evaluations will provide an additional four FTE to perform public safety inspections and evaluations and two FTE for an Insider Threat Detection Team. The \$850,000 increase for Investigations will provide five FTE to investigate Indian Country program fraud.

Fixed Costs – Fixed costs of \$407,000 are fully funded.

OFFICE OF THE SPECIAL TRUSTEE FOR AMERICAN INDIANS

Mission – It is the mission of the Office of the Special Trustee for American Indians to honor America’s trust responsibilities by incorporating a beneficiary focus and participation while providing superior stewardship of trust assets. The OST provides fiduciary guidance, management, and leadership for Tribal Trust and Individual Indian Money accounts and oversees and coordinates the Department’s efforts to establish consistent policies, procedures, systems, and practices throughout the Department of the Interior for the Indian Trust Administration System.

Budget Overview – The 2016 budget requests \$143.0 million in current appropriations, \$3.9 million above the 2015 enacted level. The OST estimates staffing will equal 655 full time equivalents in 2016, an increase of 17 FTE from 2015.

The OST has operational responsibility for financial trust fund management, including receipt, investment, and disbursement of Indian trust funds, and for real estate appraisals on Indian trust lands. The OST manages nearly \$4.9 billion held in nearly 3,300 trust accounts for more than 250 Indian Tribes and over 397,000 open Individual Indian Money accounts. The balances that have accumulated in the trust funds have resulted generally from judgment awards, settlement of claims, land-use agreements, royalties on natural resource use, other proceeds derived directly from trust resources, and financial investment income. The OST also has responsibility to plan, organize, direct, and execute the historical accounting of Tribal Trust accounts and IIM accounts. This work is accomplished by the Office of Historical Trust Accounting, which also works to resolve the ownership of residual balances in special deposit accounts and distribute account balances to Tribes, individual Indians, and non-trust entities. The OHTA provides litigation support resulting from the settlement of *Cobell v. Salazar* and other tribal lawsuits in coordination with the U.S. Department of Justice. Currently, 50 pending cases are filed in various Federal courts by Indian Tribes or individual Indians that allege breaches of fiduciary trust duties. The OST oversees additional trust functions of the Department carried out by the Bureau of Land Management, Bureau of Indian Affairs, and the Secretary’s Offices of Hearings and Appeals and Natural Resources Revenue.

Program Operations and Support – The 2016 OST budget includes a net program change of \$2.8 million in Program Operations and Support. A \$1.6 million increase is requested in field operations to provide additional estate planning opportunities to Indian Trust beneficiaries. This will help stem the growth of both land fractionation in Indian Country and the number of Trust beneficiary estates that require probate. A \$1.2 million increase is requested in appraisal services for an appraiser training program to address the shortage of qualified appraisers and the resulting delays in completing appraisal evaluations. Lastly, a \$1.0 million increase is requested in trust records to expand the records training program at Haskell Indian Nations University, create new records training programs at two additional tribal colleges, and fund the increased requirements related to the Department’s e-mail Enterprise Records and Document Management System initiative. The budget also includes a \$972,000 reduction in funding for OHTA based on anticipated workload levels.

Fixed Costs – Fixed costs of \$1.1 million are fully funded in the request.

SUMMARY OF BUREAU APPROPRIATIONS

(all dollar amounts in thousands)

Comparison of 2016 Request with 2015 Enacted

	2015 Enacted		2016 Request		Change	
	FTE	Amount	FTE	Amount	FTE	Amount
Current						
Office of the Secretary - Departmental Operations	1,147	265,263	1,165	327,939	+18	+62,676
Office of Natural Resources Revenue.....	[651]	[121,631]	[669]	[128,717]	[+18]	[+7,086]
Coastal Resilience Fund	[0]	[0]	[0]	[50,000]	[0]	[+50,000]
Assistance to Territories	40	85,976	42	99,660	+2	+13,684
Compact of Free Association	0	16,465	0	3,318	0	-13,147
Office of the Solicitor	328	65,800	348	69,888	+20	+4,088
Office of Inspector General	275	50,447	286	52,224	+11	+1,777
Office of Special Trustee for American Indians	638	139,029	655	142,978	+17	+3,949
Subtotal, Current	2,428	622,980	2,496	696,007	+68	+73,027
Permanent and Other						
Take Pride in America	0	5	0	5	0	0
Indian Arts and Crafts Board	0	40	0	40	0	0
Geothermal Revenues, Payments to Counties.....	0	4,270	0	0	0	-4,270
Leases of Lands Acquired for Flood Control, Navigation, and Allied Purposes.....	0	39,880	0	43,029	0	+3,149
Mineral Leasing and Associated Payments.....	0	1,842,323	0	1,910,203	0	+67,880
Payments to Alaska from Oil and Gas Leases, NPRA.....	0	2,735	0	2,950	0	+215
National Forests Fund, Payment to States.....	0	8,176	0	8,811	0	+635
State Share from Certain Gulf of Mexico Leases	0	291	0	207	0	-84
Trust Land Consolidation Fund	17	0	20	0	+3	0
Payments to U.S. Territories, Fiscal Assistance.....	0	282,000	0	282,000	0	0
Compact of Free Association	0	212,395	0	258,626	0	+46,231
Tribal Special Funds.....	0	68,651	0	70,839	0	+2,188
Tribal Trust Fund.....	0	12,635	0	13,037	0	+402
Office of the Secretary - Departmental Operations	0	0	10	106,000	+10	+106,000
Allocation Account - Office of the Secretary	60	0	60	0	0	0
Allocation Account - Office of the Solicitor	20	0	20	0	0	0
Reimbursements - Office of the Secretary	265	0	265	0	0	0
Reimbursements - Office of the Solicitor	69	0	69	0	0	0
Subtotal, Permanent and Other	431	2,473,401	444	2,695,747	+13	+222,346
TOTAL, DEPARTMENTAL OFFICES.....	2,859	3,096,381	2,940	3,391,754	+81	+295,373
National Indian Gaming Commission.....	113	17,845	113	19,314	0	+1,469

HIGHLIGHTS OF BUDGET CHANGES

By Appropriation Activity/Subactivity

APPROPRIATION: Office of the Secretary - Departmental Operations

	2014 Actual	2015 Enacted	2016 Request	Change
Leadership and Administration.....	123,053	122,885	128,256	+5,371
Management Services.....	21,564	20,747	20,966	+219
Coastal Resilience Fund	0	0	50,000	+50,000
Office of Natural Resources Revenue	119,383	121,631	128,717	+7,086
TOTAL APPROPRIATION <i>(w/o transfers)</i>	264,000	265,263	327,939	+62,676
Transfers	1,000	0	0	0
TOTAL APPROPRIATION <i>(w/ transfers)</i>	265,000	265,263	327,939	+62,676

Detail of Budget Changes

2016 Change from 2015 Enacted

TOTAL APPROPRIATION	+62,676
Leadership and Administration.....	+5,371
Program Reductions	-940
Climate Resilience	
Early Detection Rapid Response	+1,500
Insider Threat Program	+225
Cross Agency Priorities	+274
Digital Services Team.....	+3,000
Fixed Costs	+1,312
Management Services.....	+219
Fixed Costs	+219
Coastal Resilience Fund	+50,000
Coastal Resilience Fund	+50,000
Office of Natural Resources Revenue.....	+7,086
Onshore Production	
Verification and Data Integration.....	+1,288
Osage Tribal Accounting Support.....	+3,568
Geospatial Information Systems	+1,000
Fixed Costs	+1,230
Subtotals for Changes Across Multiple Subactivities	
Fixed Costs	[+2,761]

APPROPRIATION: Assistance to Territories

	2014 Actual	2015 Enacted	2016 Request	Change
American Samoa				
Operations Grants	22,752	22,752	22,752	0
Northern Marianas				
Covenant Grants (Mandatory)	27,720	27,720	27,720	0
Territorial Assistance				
Office of Insular Affairs	9,448	9,448	10,184	+736
General Technical Assistance	14,504	14,504	24,239	+9,735
Maintenance Assistance Fund	1,081	1,081	5,000	+3,919
Brown Treesnake	3,500	3,500	3,000	-500
Coral Reef Initiative	1,000	1,000	1,000	0
Empowering Insular Communities	2,971	2,971	4,421	+1,450
Compact Impact Discretionary	3,000	3,000	1,344	-1,656
Subtotal, Territorial Assistance	35,504	35,504	49,188	+13,684
TOTAL APPROPRIATION	85,976	85,976	99,660	+13,684

Detail of Budget Changes

2016 Change from
2015 Enacted

TOTAL APPROPRIATION	+13,684
Territorial Assistance	+13,684
Office of Insular Affairs	+736
Grants Administration	+667
Fixed Costs	+69
General Technical Assistance	+9,735
Maintenance Assistance Fund	+3,919
Brown Treesnake Control	-500
Empowering Insular Communities	+1,450
Compact Impact Discretionary	-1,656

APPROPRIATION: Compact of Free Association

	2014 Actual	2015 Enacted	2016 Request	Change
Federal Services	2,818	2,818	2,818	0
Enewetak	500	500	500	0
Palau Compact	13,147	13,147	0	-13,147
TOTAL APPROPRIATION	16,465	16,465	3,318	-13,147

Detail of Budget Changes

2016 Change from
2015 Enacted

TOTAL APPROPRIATION	-13,147
Palau Compact	-13,147

APPROPRIATION: Office of the Solicitor

	2014 Actual	2015 Enacted	2016 Request	Change
Legal Services	59,658	59,091	63,167	+4,076
General Administration	4,647	4,971	4,982	+11
Ethics Office	1,495	1,738	1,739	+1
TOTAL APPROPRIATION	65,800	65,800	69,888	+4,088

Detail of Budget Changes

	2016 Change from 2015 Enacted		2016 Change from 2015 Enacted
TOTAL APPROPRIATION	+4,088		
Legal Services	+4,076	Ethics Office	+1
Attorney Increase	+3,977	Fixed Costs	+1
Fixed Costs	+99		
		Subtotals for Changes Across Multiple Subactivities	
General Administration	+11	Fixed Costs	[+111]
Fixed Costs	+11		

APPROPRIATION: Office of Inspector General

	2014 Actual	2015 Enacted	2016 Request	Change
Audits, Inspections, and Evaluations.....	18,129	18,640	19,661	+1,021
Investigations.....	18,754	18,898	19,842	+944
Mission Support	13,948	12,509	12,721	+212
TOTAL APPROPRIATION (w/o transfers)	50,831	50,047	52,224	+2,177
Transfers				
Office of Navajo and Hopi				
Indian Relocation	+200	+200	0	-200
Morris K. Udall and				
Stewart L. Udall Foundation	+200	+200	0	-200
TOTAL APPROPRIATION (w/ transfers)	51,231	50,447	52,224	+1,777

Detail of Budget Changes

	2016 Change from 2015 Enacted		2016 Change from 2015 Enacted
TOTAL APPROPRIATION	+1,777		
Audits, Inspections, and Evaluations.....	+1,021	Transfers	-400
Public Safety and Insider Threat		Office of Navajo and Hopi Indian Relocation.....	-200
Inspections, and Evaluations	+920	Morris K. Udall and Stewart L. Udall Foundation	-200
Fixed Costs	+101		
		Subtotals for Changes Across Multiple Subactivities	
Investigations.....	+944	Fixed Costs	[+407]
Indian Country Program Fraud	+850		
Fixed Costs	+94		
Mission Support	+212		
Fixed Costs	+212		

APPROPRIATION: Office of the Special Trustee for American Indians

	2014 Actual	2015 Enacted	2016 Request	Change
Federal Trust Programs				
Executive Direction.....	2,026	2,031	2,040	+9
Program Operations and Support	137,651	136,998	140,938	+3,940
TOTAL APPROPRIATION	139,677	139,029	142,978	+3,949

Detail of Budget Changes

2016 Change from
2015 Enacted

TOTAL APPROPRIATION	+3,949
Executive Direction.....	+9
Fixed Costs	+9
Program Operations and Support	+3,940
Estate Planning Services.....	+1,600
Appraiser Training Program.....	+1,200
OHTA Litigation Support.....	-972
Records Management Training	+1,020
Fixed Costs	+1,092
Subtotals for Changes Across Multiple Subactivities	
Fixed Costs	[+1,101]



DEPARTMENT-WIDE PROGRAMS

Overview—Department-wide programs support bureaus and offices through the execution of activities that are broad in scope and impact. These programs complement the many diverse activities of the Department of the Interior and help to achieve key strategic goals.

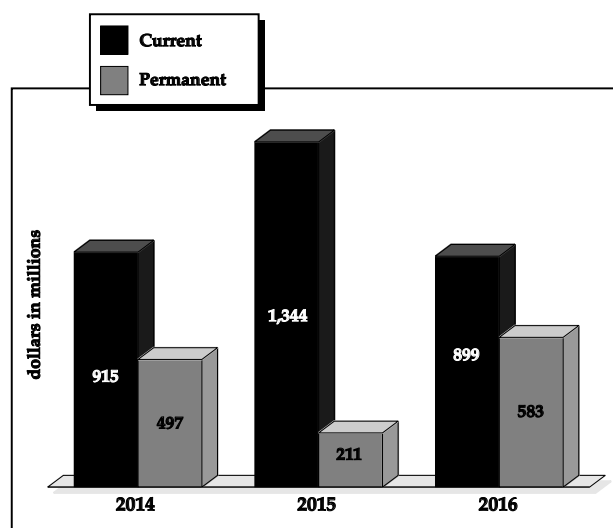
The Department's Wildland Fire Management program funds fire preparedness, suppression, and rehabilitation activities performed by the land management agencies and the Bureau of Indian Affairs. The Payments in Lieu of Taxes program supports the activities and functions of Interior's land management bureaus by funding payments to local governments in jurisdictions where Federal lands are located. These payments help local jurisdictions to offset costs associated with maintaining infrastructure that supports Federal lands within their boundaries. Through the Central Hazardous Materials Fund, the Department remediates hazardous substances on Interior lands, working collaboratively with bureaus and offices to approach these activities in a consistent and coordinated fashion. The Natural Resource Damage Assessment and Restoration program coordinates the Department's restoration efforts for resources injured as a result of oil spills or hazardous substance releases where endangered species or migratory birds are impacted.

The Department's Working Capital Fund is a revolving fund that finances centralized administrative and business services in lieu of operating duplicative systems and processes in each bureau and office. The Working Capital Fund also provides the mechanism to collect funds for services provided to Interior and other Federal agencies in business areas such as payroll, acquisition, and accounting. The Department's budget includes appropriated funding for a Working Capital Fund account which supports Department-wide projects. The Department's Franchise Fund finances acquisition services provided to Interior customers and other Federal agencies.

Wildland Fire Management

Mission—The goal of the Wildland Fire Management program is to achieve both a cost-efficient and a technically effective fire management program that meets resource

Department-wide Programs Funding



and safety objectives. The guiding program principles and priorities are to safely and effectively respond to wildfires, promote fire-adapted communities, and create fire-resilient landscapes through direct program activities and strong Federal, State, and local collaboration.

Budget Overview—The 2016 current budget for the Wildland Fire Management Program is \$805.5 million. As a key element of the Administration's efforts to strengthen the Federal wildland fire management program, the 2016 budget proposes to amend the Balanced Budget and Emergency Deficit Control Act of 1985, as amended, to establish a new budget framework for the Wildland Fire Management program to provide stable funding for fire suppression. The new framework will allow the program to minimize the adverse impacts of fire transfers on the budgets of other programs, as well as reduce fire risk, manage landscapes more comprehensively, and increase the resilience of public lands and the communities that border them. Through this proposal, a portion of the funding needed for suppression response will be funded within the current spending caps and a portion will be funded through a budget

cap adjustment. Specifically, \$268.6 million is requested for firesuppression within the current budget, which is 70 percent of the 10-year average of spending. This base level funding ensures that the cap adjustment only will be used for the most severe fire activity which constitutes one percent of all fires but 30 percent of the costs.

Only extreme fires that require emergency response or are near urban areas or activities during abnormally active fire seasons—which rightly should be considered disasters—will be permitted to be funded through the adjustment to the current spending limits. The amount requested in the budget cap adjustment equals the difference between the total projected suppression need for the fiscal year, based on an outyear forecast developed by the U.S. Forest Service’s Southern Research Station, and 70 percent of the 10-year average requested within the current budget cap. For 2016, the request for the budget cap adjustment is \$200.0 million. The cap adjustment does not increase overall current spending, as it will reduce the ceiling for the existing disaster relief cap adjustment by an equivalent amount as is provided for suppression. The new budget framework is modeled after bipartisan legislation introduced in both the House of Representatives and Senate in the 113th Congress and re-introduced in the House of Representatives in the 114th Congress.

Within the Preparedness program, the budget includes a \$2.0 million program increase to develop a contracting resource obligation system that will enable the Wildland Fire Management program to efficiently perform its unique and extensive emergency contracting workload while remaining compliant with Federal accounting requirements. The Preparedness request also reflects a program reduction of \$2.0 million for a one-time 2015 purchase of replacement engines for the FWS fire program.

The 2016 budget requests \$30.0 million in a new Resilient Landscapes subactivity to build on resilient landscape activities supported by Congress in 2015. Congress provided \$10.0 million for resilient landscapes activities in the 2015 Omnibus Appropriations Act, but does so by designating that amount within the appropriation for Fuels Management. While fuels treatments and resilient landscapes activities are complementary and synergistic, they also have distinct differences, including the methodology for prioritizing the place-based projects and a leveraged funding requirement for resilient landscapes. Establishing a separate budget subactivity for Resilient Landscapes will assist the Department and Wildland Fire Management bureaus in tracking funds obligated and program accomplishments. The \$20.0 million boost in funding will allow the Wildland Fire Management program to take better advantage of the shared goals of bureau resource management programs to treat large

landscapes to achieve and maintain fire-adapted ecosystems that both reduce the threat of catastrophic wildfire and achieve restoration and other ecological objectives. The increase for Resilient Landscapes is partially offset with a program realignment of \$17.7 million in the Fuels Management program from 2015. Total funds for the combined Fuels Management and Resilient Landscapes subactivities are \$14.3 million above 2015.

The budget includes a \$935,000 increase for the Burned Area Rehabilitation program to address greater post-fire rehabilitation needs caused by the 2013 and 2014 fire seasons. The severity of recent wildfires has impacted critical habitat throughout western States, including the Great Basin.

An increase of \$3.9 million for the Facilities Construction and Deferred Maintenance program will accelerate the fire program's progress in addressing its deferred maintenance backlog. The funding will be directed to the highest priority projects on the program's Five Year Deferred Maintenance and Capital Improvement Plan. Safe and functional facilities and infrastructure are critical to protect firefighters, safeguard equipment, and improve timely response to fire incidents.

No funding is requested in the FLAME Wildfire Suppression Reserve. Under the proposed new budget framework, all suppression funding is requested in Wildland Fire Management – Suppression Operations.

Fixed Costs – Fixed costs of \$6.7 million are fully funded in the request.

Central Hazardous Materials Fund

Mission – The mission of the Central Hazardous Materials Fund is to protect the public health and ensure the safety of those who use Interior’s lands and facilities. The Office conducts hazardous materials cleanup activities and subsequent maintenance and monitoring of the remedial actions consistent with the National Contingency Plan and with bureau land use and management plan objectives. The Office pursues aggressive cost recovery and cost-sharing actions with the parties responsible for contaminating Federal lands.

Budget Overview – The 2016 budget for the Central Hazardous Materials Fund is \$10.0 million. The Central Hazardous Materials Fund continues to focus on contaminated sites that pose the highest risks to employees, public health and welfare, and the environment. Typically, these sites are so costly and complex to clean up they cannot adequately be addressed using available bureau resources. In 2016, it is anticipated that clean-up work

at an estimated 38 different sites will be funded. Many of these sites are the result of past industrial or mining practices by either current or previous owners. Some of the larger sites include the Crab Orchard National Wildlife Refuge, Illinois; Valley Forge National Historic Park, Pennsylvania; Red Devil Mine, Alaska; Phosphate Mines, Idaho; and Orphan Mine, Grand Canyon National Park, Arizona. The program will continue to seek the participation of the current or previous owners to minimize the cleanup cost borne by the American taxpayer. Working with legal advisors, the Central Hazardous Materials Fund program will aggressively pursue cost avoidance or cost recoveries at sites with viable potentially responsible parties. The program also will monitor performance and compliance to ensure cleanup funds are being used for their intended purpose through internal control reviews. Completion of 13 internal control reviews in 2016 is anticipated. The program will continue to seek opportunities to benchmark efficiencies to reduce the cost of cleanup across the Department.

Fixed Costs – Fixed costs of \$11,000 are fully funded.

Natural Resource Damage Assessment and Restoration

Mission – The mission of the Natural Resource Damage Assessment and Restoration program is to restore natural resources injured as a result of oil spills or hazardous substance releases into the environment. Damage assessments, conducted in partnership with other affected State, tribal, and Federal co-trustees, provide the basis for determining the restoration needs that address injury to and loss of these resources and the services they provide to the public.

Budget Overview – The 2016 request for NRDAR is \$9.2 million, an increase of \$1.5 million over the 2015 enacted level. The budget includes program increases of \$1.5 million for Restoration Support, \$233,000 for Program Management, \$100,000 for Inland Oil Spill Preparedness, and a program reduction of \$448,000 for Damage Assessment reflecting a reallocation of funding to increase restoration activities.

The Interior NRDAR Fund supports natural resource damage assessment, restoration planning, and implementation at hundreds of sites nationwide in partnership with Federal, State, and tribal co-trustees. In 2016, \$100.0 million is anticipated to flow into the fund from receipts recovered through settled damage assessment cases, advanced cooperative assessment funds, and earned interest. By statute, receipts such as these can only be used by trustees to restore injured lands and resources or to reimburse for past assessment costs.

In 2016, a funding increase will enable the NRDAR program to optimize restoration of injured lands and resources using monies from the fund. This restoration includes work in the Gulf of Mexico, where Interior is working with the Department of Commerce's National Oceanic and Atmospheric Administration and with the States of Alabama, Florida, Louisiana, Mississippi, and Texas to conduct a comprehensive damage assessment and to develop and implement restoration actions related to the Deepwater Horizon oil spill. Program increases for the Inland Oil Spill Preparedness program will be used to update contingency plans, develop targeted training materials, and support participation in Environmental Protection Agency and U.S. Coast Guard inland oil spill response exercises.

Fixed Costs – Fixed costs of \$63,000 are fully funded.

Working Capital Fund

Mission – The Department's Working Capital Fund provides centralized services and systems to Interior bureaus and offices and to other customers.

Budget Overview – The 2016 budget proposes \$74.5 million for the appropriated portion of the Department's Working Capital Fund, an increase of \$17.4 million from the 2015 enacted level. The 2016 budget includes increases of \$1.0 million for Cultural and Scientific Collections, \$5.2 million for the Department's Office Consolidation Strategy, and \$702,000 for Service First activities. The budget also includes an increase of \$10.5 million to support Interior's multi-year effort to implement requirements identified under the Digital Accountability and Transparency Act, known as the DATA Act, and monitor compliance.

Optimizing Financial and Business Operations – The 2016 budget includes \$53.9 million for the operations and maintenance of the Financial and Business Management System and reflects funding required for steady-state operations, maintenance, and optimization of the Department's integrated financial system of record.

Improving Stewardship of the Nation's Cultural and Scientific Collections – The budget includes \$2.0 million to continue support of the Department's Cultural and Scientific Collections Management initiative, an increase of \$1.0 million from the 2015 enacted level. This initiative responds to Inspector General reports regarding the need to improve Interior's accountability for and preservation of its cultural and scientific collections and museum holdings. The Department will continue to implement a multi-year corrective action plan to improve oversight and technical assistance, identify and assess collections at

non-Federal repositories, correct identified deficiencies in accountability, preservation, and protection of Interior cultural and scientific collections.

Advancing Efficient Operations – The budget includes \$1.7 million for the Department’s Service First initiative, an increase of \$702,000 from the 2015 enacted level. Interior’s mission is to protect and manage the Nation’s natural resources and cultural heritage through programs that operate in over 2,400 locations across the Country. Interior’s Service First initiative will continue to facilitate collaboration among Interior bureaus and other agencies to gain operating efficiencies, expand the use of communications and technology tools, co-locate programs, share services, and create an environment that provides incentives for improved program delivery and cost avoidance.

Maximizing Space Utilization – The budget includes \$6.4 million for the Department’s Office Consolidation strategy, an increase of \$5.2 million from the 2015 enacted level. The Department has established goals and objectives to improve space management. The Department is working closely with the General Services Administration to develop and implement a plan to consolidate staff into federally owned space with a smaller footprint, beginning with an aggressive effort in Washington, D.C. While work is underway to modernize the Main Interior Building, the Department will reconfigure space to increase the capacity of the building complex to be able to move Interior staff out of commercial space. The modernization of five out of six wings within the Main Interior Building is complete, with the final wing expected to be completed in 2016. The modernization effort includes new heating and cooling systems, upgraded fire alarm and sprinkler systems, fire rated stairwells and building egress routes, upgraded wiring and cabling for communications and information technology, improved lighting, a green roof, renovated rest rooms, upgraded elevators, and improved energy efficiency and sustainability. In 2016 and beyond, funds will be used to assist bureaus and offices in the consolidation of employees to further reduce rental costs in priority locations including the Washington, D.C. metropolitan area, Denver, Colorado, and Boise, Idaho.

Expanding Federal Financial Transparency – The budget includes an increase of \$10.5 million to support the Department’s compliance with the DATA Act. The DATA Act expands the Federal Funding Accountability and Transparency Act in an effort to improve the transparency of Federal spending. The budget will provide the resources needed to begin the multi-year effort to implement DATA Act requirements and monitor compliance including systems and workforce changes, disclosure of all Federal spending, and standardization of spending data. Interior places a high priority on providing high-

quality, transparent Federal spending information to the public and using these data to achieve a more effective and efficient allocation of resources to meet mission needs and improve overall agency performance.

In 2016, estimated collections into the non-appropriated WCF total \$183.4 million for centralized billing and \$336.0 million for direct-billed activities.

Fixed Costs – There are no fixed costs requested for funds appropriated to the Working Capital Fund.

Interior Franchise Fund

Mission – The Interior Franchise Fund provides business support services to Interior bureaus and offices and other Federal agencies on a competitive basis at customer discretion.

Budget Overview – The Government Management Reform Act of 1994 authorized creation of six executive agency pilot franchise funds. The Director of the Office of Management and Budget approved the Department of the Interior’s application for a pilot program in May 1996 and the Interior Franchise Fund was established in the 1997 Interior and Related Agencies Appropriations Act. The 2008 Consolidated Appropriations Act provided permanent franchise fund authority.

Interior Franchise Fund activities are executed within the Office of the Secretary for a variety of Federal agency customers, primarily for acquisition services, on a reimbursable basis. The IFF has been instrumental in assisting Interior with major infrastructure improvements and other Department-wide initiatives since 2004.

Payments in Lieu of Taxes

Mission – The Payments in Lieu of Taxes program makes payments to counties to help offset the costs of services and infrastructure incurred by local jurisdictions where certain Federal lands are located.

Budget Overview – Since the inception of the PILT program in 1977 and through 2007, PILT funding was subject to annual appropriation. The Emergency Economic Stabilization Act of 2008 converted PILT to a mandatory classification and authorized the program through 2012. The Moving Ahead for Progress in the 21st Century Act extended the permanent authorization through 2013, and the Agricultural Act of 2014 extended the permanent authorization through 2014. The Consolidated and Further Continuing Appropriations Act of 2015 provides \$372.0 million in current funding and the 2015 National Defense Authorization Act provides \$33.0 million in 2015

and \$37.0 million in 2016 permanent funding. The 2016 budget proposes to extend PILT permanent funding for one additional year, while a sustainable long-term funding solution is developed for the program. The proposal assumes extension of the PILT payment formula, which is based on a number of factors, including the amount of Federal land within an eligible unit of local government,

its population, and certain other Federal payments the local government may receive. The cost of a one-year extension is estimated to be \$452 million in 2016. In 2014, a total of \$436.9 million was distributed to nearly 1,850 local government units in 49 States, the District of Columbia, Guam, Puerto Rico, and the Virgin Islands.

SUMMARY OF BUREAU APPROPRIATIONS

(all dollar amounts in thousands)

Comparison of 2016 Request with 2015 Enacted

	2015 Enacted		2016 Request		Change	
	FTE	Amount	FTE	Amount	FTE	Amount
Current						
Payments in Lieu of Taxes	0	372,000	0	0	0	-372,000
Wildland Fire Management <i>(FTE DWP only)</i>	26	804,779	26	805,495	0	+716
FLAME Wildfire Suppression Reserve Fund	0	92,000	0	0	0	-92,000
Central Hazardous Materials Fund	5	10,010	5	10,011	0	+1
Natural Resource Damage Assessment	14	7,767	19	9,236	+5	+1,469
Working Capital Fund	92	57,100	112	74,462	+20	+17,362
Subtotal, Current	137	1,343,656	162	899,204	+25	-444,452
Wildland Fire Management Cap Adjustment	0	0	0	200,000	0	+200,000
Subtotal, with Cap Adjustment	137	1,343,656	162	1,099,204	+25	-244,452
Permanent and Other						
Payments in Lieu of Taxes						
2015 National Defense Authorization Act <i>(enacted)</i>	1	33,000	1	37,000	0	+4,000
2016 Legislative Proposal	0	0	0	452,000	0	+452,000
Natural Resource Damage Assessment	0	144,138	0	94,438	0	-49,700
Working Capital Fund	1,351	34,000	1,351	0	0	-34,000
Interior Franchise Fund	63	0	63	0	0	0
Subtotal, Permanent and Other	1,415	211,138	1,415	583,438	0	+372,300
TOTAL, DEPARTMENT-WIDE PROGRAMS						
<i>(w/o Fire Cap Adjustment)</i>	1,552	1,554,794	1,577	1,482,642	25	-72,152
TOTAL, DEPARTMENT-WIDE PROGRAMS						
<i>(w/ Fire Cap Adjustment)</i>	1,552	1,554,794	1,577	1,682,642	25	+127,848

HIGHLIGHTS OF BUDGET CHANGES

By Appropriation Activity/Subactivity

APPROPRIATION: Payments in Lieu of Taxes

	2014 Actual	2015 Enacted	2016 Request	Change
TOTAL APPROPRIATION	0	372,000	0	-372,000

APPROPRIATION: Wildland Fire Management

	2014 Actual	2015 Enacted	2016 Request	Change
Preparedness.....	281,928	318,970	323,685	+4,715
Suppression Operations.....	285,878	291,657	268,571	-23,086
Fire Risk Management				
Fuels Management ^{1/}	145,024	164,000	148,279	-15,721
Resilient Landscapes ^{1/}	0	0	30,000	+30,000
Subtotal, Fire Risk Management.....	145,024	164,000	178,279	+14,279
Other Operations				
Burned Area Rehabilitation.....	16,035	18,035	18,970	+935
Fire Facilities.....	6,127	6,127	10,000	+3,873
Joint Fire Science.....	5,990	5,990	5,990	0
Subtotal, Other Operations.....	28,152	30,152	34,960	+4,808
TOTAL APPROPRIATION (w/o repayment).....	740,982	804,779	805,495	+716
Approp. - Borrowing Repayment.....	+28,500	0	0	0
Fire Repayment.....	-21,600	0	0	0
FLAME Transfer.....	+50,000	0	0	0
Other Transfers.....	+2,597	0	0	0
TOTAL APPROPRIATION (w/ repayments).....	800,479	804,779	805,495	+716
Wildland Fire Management				
Cap Adjustment.....	0	0	200,000	+200,000
TOTAL APPROPRIATION (w/ Cap Adjustment)	800,479	804,779	1,005,495	+200,716

^{1/} In 2015, \$10.0 million of Fuels Management funding is directed to resilient landscapes activities per Congressional direction. In 2016, resilient landscapes activities are transferred to a new subactivity.

Detail of Budget Changes

	2016 Change from 2015 Enacted		2016 Change from 2015 Enacted
TOTAL APPROPRIATION	+716		
Preparedness.....	+4,715	Resilient Landscapes.....	+30,000
Contracted Resource Obligation System	+2,000	Establish New Subactivity	+30,000
FWS Engine Replacements Completed.....	-2,000		
Fixed Costs	+4,715	Other Operations.....	+935
Suppression Operations.....	-23,086	Burned Area Rehabilitation	+935
Fund 70 Percent of 10-Year Suppression Average	-23,086	Facilities Construction and Maintenance	+3,873
Fire Risk Management.....	-15,721	Address Additional High Priority Projects	+3,873
Shift to Resilient Landscapes	-17,713	Subtotals for Changes Across Multiple Subactivities	
Fixed Costs	+1,992	Fixed Costs	[+6,707]
		Wildland Fire Management	
		Cap Adjustment.....	[+200,000]

APPROPRIATION: FLAME Wildfire Suppression Reserve Fund

	2014 Actual	2015 Enacted	2016 Request	Change
TOTAL APPROPRIATION <i>(w/o transfer)</i>	92,000	92,000	0	-92,000
Transfer to Wildland Fire	-50,000	0	0	0
TOTAL APPROPRIATION <i>(w/ transfer)</i>	+42,000	92,000	0	-92,000

Detail of Budget Changes

2016 Change from
2015 Enacted

TOTAL APPROPRIATION	-92,000
FLAME Wildfire Suppression Reserve Fund.....	-92,000
10-Year Suppression Average Adjustment	-92,000

APPROPRIATION: Central Hazardous Materials Fund

	2014 Actual	2015 Enacted	2016 Request	Change
TOTAL APPROPRIATION	9,598	10,010	10,011	+1

Detail of Budget Changes

2016 Change from
2015 Enacted

TOTAL APPROPRIATION	+1
Central Hazardous Materials Fund.....	+1
General Program Reductions	-10
Fixed Costs	+11

APPROPRIATION: Natural Resource Damage Assessment and Restoration Fund

	2014 Actual	2015 Enacted	2016 Request	Change
Damage Assessments	3,157	2,500	2,063	-437
Restoration Support	1,171	2,075	3,607	+1,532
Inland Oil Spill Preparedness	0	1,000	1,100	+100
Program Management	1,935	2,192	2,466	+274
TOTAL APPROPRIATION	6,263	7,767	9,236	+1,469

Detail of Budget Changes

	2016 Change from 2015 Enacted		2016 Change from 2015 Enacted
TOTAL APPROPRIATION	+1,469		
Damage Assessments	-437	Program Management	+274
Reduction for Assessments to be Funded by Recoveries	-448	Support for Expanded Restoration and Preparedness	+233
Fixed Costs	+11	Fixed Costs	+41
Restoration Support	+1,532	Subtotals for Changes Across Multiple Subactivities	
Expand Restoration Capabilities	+1,521	Fixed Costs	[+63]
Fixed Costs	+11		
Inland Oil Spill Preparedness	+100		
Planning and Training	+100		

APPROPRIATION: Working Capital Fund

	2014 Actual	2015 Enacted	2016 Request	Change
TOTAL APPROPRIATION	57,000	57,100	74,462	+17,362

Detail of Budget Changes

	2016 Change from 2015 Enacted
TOTAL APPROPRIATION	+17,362
Working Capital Fund	+17,362
Service First	+702
Office Consolidation	+5,207
Cultural and Scientific Collections	+1,000
DATA Act Compliance	+10,453



APPENDICES

**COMPARISON OF 2014, 2015, AND 2016
BUDGET AUTHORITY***
(in thousands of dollars)

<u>Appropriation/ Bureau/Account</u>	<u>2014 Actual</u>	<u>2015 Enacted</u>	<u>2016 Request</u>	<u>Change</u>
INTERIOR, ENVIRONMENT, AND RELATED AGENCIES				
BUREAU OF LAND MANAGEMENT				
<i>Current Appropriations</i>				
Management of Lands and Resources	956,875	970,016	1,067,466	+97,450
Construction Fire repayment.....	+400	0	0	0
Oregon and California Grant Lands.....	114,467	113,777	107,734	-6,043
Land Acquisition	19,463	19,746	38,000	+18,254
Fire repayment.....	+700	0	0	0
Account total.....	20,163	19,746	38,000	+18,254
Service Charges, Deposits, and Forfeitures.....	29,998	32,465	31,050	-1,415
Service Charges, Deposits, and Forfeitures Offset	-29,998	-32,465	-31,050	+1,415
Range Improvements	10,000	10,000	10,000	0
Sequestration reduction	-720	-730	0	+730
Account total.....	9,280	9,270	10,000	+730
Miscellaneous Trust Funds	25,303	24,000	22,930	-1,070
Sequestration reduction.....	-1,759	0	0	0
Previously unavailable BA.....	+1,073	+1,759	0	-1,759
Account total.....	24,617	25,759	22,930	-2,829
Subtotal, current appropriations.....	1,124,702	1,138,568	1,246,130	+107,562
Fire repayment.....	+1,100	0	0	0
Subtotal, current appropriations.....	1,125,802	1,138,568	1,246,130	+107,562
Budget authority	[1,126,108]	[1,137,539]	[1,246,130]	[+108,591]
Sequestration reduction.....	[-2,479]	[-730]	[0]	[+730]
Previously unavailable BA.....	[+1,073]	[+1,759]	[0]	[-1,759]
Fire repayment.....	[+1,100]	[0]	[0]	[0]
<i>Permanent Appropriations</i>				
Permanent Operating Funds	101,026	131,016	203,613	+72,597
Sequestration reduction.....	-6,981	-8,165	0	+8,165
Previously unavailable BA.....	+2,626	+6,981	+8,165	+1,184
Account total.....	96,671	129,832	211,778	+81,946
Miscellaneous Permanent Payments Accounts	48,494	18,511	22,063	+3,552
Sequestration reduction.....	-638	-1,361	0	+1,361
Previously unavailable BA.....	+65	+89	+106	+17
Account total.....	47,921	17,239	22,169	+4,930
Land Acquisition Transfers	0	0	+55,397	+55,397

* Notes explaining the scoring assumptions for this table are found beginning on page A-16.

COMPARISON OF 2014, 2015, AND 2016 BUDGET AUTHORITY
(in thousands of dollars)

Appropriation/ Bureau/Account	2014 Actual	2015 Enacted	2016 Request	Change
BLM (continued)				
Abandoned Well Remediation Fund.....	10,000	36,000	0	-36,000
Sequestration reduction	0	-2,628	0	+2,628
Account total.....	10,000	33,372	0	-33,372
Miscellaneous Trust Funds	1,407	2,220	2,220	0
Sequestration reduction.....	-170	0	0	0
Previously unavailable BA.....	+151	+170	0	-170
Account total.....	1,388	2,390	2,220	-170
Subtotal, permanent appropriations	155,980	182,833	291,564	+108,731
Total, Bureau of Land Management	1,280,682	1,321,401	1,482,297	+160,896
Other transfers	0	0	+55,397	+55,397
Fire repayment.....	+1,100	0	0	0
Total, Bureau of Land Management	1,281,782	1,321,401	1,537,694	+216,293
Budget authority	[1,287,035]	[1,325,286]	[1,474,026]	[+148,740]
Sequestration reduction.....	[-10,268]	[-12,884]	[0]	[+12,884]
Previously unavailable BA.....	[+3,915]	[+8,999]	[+8,271]	[-728]
Other transfers	[0]	[0]	[+55,397]	[+55,397]
Fire repayment.....	[+1,100]	[0]	[0]	[0]
BUREAU OF OCEAN ENERGY MANAGEMENT				
<i>Current Appropriations</i>				
Ocean Energy Management	69,000	72,422	74,235	+1,813
Subtotal, current appropriations	69,000	72,422	74,235	+1,813
Total, Bureau of Ocean Energy Management	69,000	72,422	74,235	+1,813
Budget authority	[69,000]	[72,422]	[74,235]	[+1,813]
BUREAU OF SAFETY AND ENVIRONMENTAL ENFORCEMENT				
<i>Current Appropriations</i>				
Offshore Safety and Environmental Enforcement	72,656	66,147	67,565	+1,418
Oil Spill Research	14,899	14,899	14,899	0
Subtotal, current appropriations.....	87,555	81,046	82,464	+1,418
Total, Bureau of Safety and Environmental Enforcement .	87,555	81,046	82,464	+1,418
Budget authority	[87,555]	[81,046]	[82,464]	[+1,418]

COMPARISON OF 2014, 2015, AND 2016 BUDGET AUTHORITY
(in thousands of dollars)

Appropriation/ Bureau/Account	2014 Actual	2015 Enacted	2016 Request	Change
OFFICE OF SURFACE MINING RECLAMATION AND ENFORCEMENT				
<i>Current Appropriations</i>				
Regulation and Technology	122,713	122,713	128,388	+5,675
Abandoned Mine Reclamation Fund	27,399	27,399	32,074	+4,675
Subtotal, current appropriations	150,112	150,112	160,462	+10,350
Budget authority	[150,112]	[150,112]	[160,462]	[+10,350]
<i>Permanent Appropriations</i>				
Abandoned Mine Reclamation Fund	191,686	212,807	436,107	+223,300
Sequestration reduction	-12,912	-13,213	0	+13,213
Account total	178,774	199,594	436,107	+236,513
Supplemental payments to UMWA Health Plans (General Fund)	112,925	141,730	490,000	+348,270
Payments to States in Lieu of Coal Fee Receipts (Treasury)	141,128	63,381	0	-63,381
Sequestration reduction	-9,225	-4,627	0	+4,627
Account total	131,903	58,754	0	-58,754
Subtotal, permanent appropriations	423,602	400,078	926,107	+526,029
Total, Office of Surface Mining Reclamation and Enforcement	573,714	550,190	1,086,569	+536,379
Budget authority	[595,851]	[568,030]	[1,086,569]	[+518,539]
Sequestration reduction	[-22,137]	[-17,840]	[0]	[+17,840]
U.S. GEOLOGICAL SURVEY				
<i>Current Appropriations</i>				
Surveys, Investigations, and Research	1,032,000	1,045,000	1,194,782	+149,782
Subtotal, current appropriations	1,032,000	1,045,000	1,194,782	+149,782
Budget authority	[1,032,000]	[1,045,000]	[1,194,782]	[+149,782]
<i>Permanent Appropriations</i>				
Operations and Maintenance of Quarters	29	40	42	+2
Contributed Funds	2,289	1,258	1,062	-196
Surveys, Investigations, and Research other transfers	0	+35,680	0	-35,680
Subtotal, permanent appropriations	2,318	36,978	1,104	-35,874
Total, U.S. Geological Survey	1,034,318	1,046,298	1,195,886	+149,588
Other transfers	0	+35,680	0	-35,680
Total, U.S. Geological Survey	1,034,318	1,081,978	1,195,886	+113,908
Budget authority	[1,034,318]	[1,046,298]	[1,195,886]	[+149,588]
Other transfers	[0]	[+35,680]	[0]	[-35,680]

COMPARISON OF 2014, 2015, AND 2016 BUDGET AUTHORITY
(in thousands of dollars)

Appropriation/ Bureau/Account	2014 Actual	2015 Enacted	2016 Request	Change
FISH AND WILDLIFE SERVICE				
<i>Current Appropriations</i>				
Resource Management	1,188,339	1,207,658	1,326,832	+119,174
Other transfers	+17,500	+5,000	0	-5,000
Account total	1,205,839	1,212,658	1,326,832	+114,174
Construction	15,722	15,687	20,812	+5,125
Fire repayment	+3,200	0	0	0
Account total	18,922	15,687	20,812	+5,125
Land Acquisition	54,422	47,535	58,500	+10,965
Fire repayment	+2,100	0	0	0
Account total	56,522	47,535	58,500	+10,965
Multinational Species Conservation Fund	9,061	9,061	11,061	+2,000
North American Wetlands Conservation Fund	34,145	34,145	34,145	0
Coop. Endangered Species Conservation Fund	50,095	50,095	50,000	-95
National Wildlife Refuge Fund	13,228	13,228	0	-13,228
Neotropical Migratory Bird Conservation	3,660	3,660	4,160	+500
State and Tribal Wildlife Grants	58,695	58,695	70,000	+11,305
Subtotal, current appropriations	1,427,367	1,439,764	1,575,510	+135,746
Other transfers	+17,500	+5,000	0	-5,000
Fire repayment	+5,300	0	0	0
Subtotal, current appropriations	1,450,167	1,444,764	1,575,510	+130,746
Budget authority	[1,427,367]	[1,439,764]	[1,575,510]	[+135,746]
Other transfers	[+17,500]	[+5,000]	[0]	[-5,000]
Fire repayment	[+5,300]	[0]	[0]	[0]
<i>Permanent Appropriations</i>				
Sport Fish Restoration	582,451	624,891	596,810	-28,081
Sequestration reduction	-29,732	-31,615	0	+31,615
Previously unavailable BA	+23,596	+29,732	+31,615	+1,883
Other transfers	-169,504	-191,811	-182,940	+8,871
Account total	406,811	431,197	445,485	+14,288
Migratory Bird Conservation Account	68,841	68,400	75,400	+7,000
Sequestration reduction	-4,957	-4,993	0	+4,993
Previously unavailable BA	+3,491	+4,957	+4,993	+36
Account total	67,375	68,364	80,393	+12,029
North American Wetlands Conservation Fund	20,507	21,157	20,700	-457
Sequestration reduction	-1,477	-1,544	0	+1,544
Account total	19,030	19,613	20,700	+1,087
National Wildlife Refuge Fund	7,051	8,000	8,000	0
Sequestration reduction	-508	-584	0	+584
Previously unavailable BA	+427	+508	+584	+76
Account total	6,970	7,924	8,584	+660

COMPARISON OF 2014, 2015, AND 2016 BUDGET AUTHORITY
(in thousands of dollars)

<u>Appropriation/ Bureau/Account</u>	<u>2014 Actual</u>	<u>2015 Enacted</u>	<u>2016 Request</u>	<u>Change</u>
FWS (continued)				
Miscellaneous Permanent Appropriations.....	4,448	4,375	4,375	0
Federal Lands Recreation Enhancement Act	5,077	5,100	5,100	0
Sequestration reduction.....	-73	-73	0	+73
Previously unavailable BA.....	+51	+73	+73	0
Account total.....	5,055	5,100	5,173	+73
Federal Aid in Wildlife Restoration.....	815,977	831,392	547,874	-283,518
Sequestration reduction.....	-59,033	-60,692	0	+60,692
Previously unavailable BA.....	28,707	59,033	60,692	+1,659
Account total.....	785,651	829,733	608,566	-221,167
Land Acquisition Transfers	0	0	+106,272	+106,272
Contributed Funds.....	3,689	3,000	3,000	0
Coop. Endangered Species Conservation Fund	72,058	73,510	57,965	-15,545
Other transfers.....	0	0	+50,000	+50,000
Account total.....	72,058	73,510	107,965	+34,455
Subtotal, permanent appropriations	1,371,087	1,442,816	1,390,513	-52,303
Budget authority	[1,540,591]	[1,634,627]	[1,417,181]	[-217,446]
Other transfers.....	[-169,504]	[-191,811]	[-26,668]	[+165,143]
Total, Fish and Wildlife Service	2,798,454	2,882,580	2,966,023	+83,443
Other transfers.....	+17,500	+5,000	0	-5,000
Fire repayment.....	+5,300	0	0	0
Total, Fish and Wildlife Service	2,821,254	2,887,580	2,966,023	+78,443
Budget authority	[3,007,466]	[3,079,589]	[2,894,734]	[-184,855]
Sequestration reduction.....	[-95,780]	[-99,501]	[0]	[+99,501]
Previously unavailable BA.....	[+56,272]	[+94,303]	[+97,957]	[+3,654]
Other transfers.....	[-152,004]	[-186,811]	[-26,668]	[+160,143]
Fire repayment.....	[+5,300]	[0]	[0]	[0]
NATIONAL PARK SERVICE				
Current Appropriations				
Operation of the National Park System.....	2,236,753	2,275,773	2,515,131	+239,358
Other transfers.....	+188	0	0	0
Account total.....	2,236,941	2,275,773	2,515,131	+239,358
Centennial Challenge	0	10,000	50,000	+40,000
National Recreation and Preservation	60,795	63,117	54,199	-8,918
Construction	137,461	138,339	250,967	+112,628
Fire repayment.....	+7,000	0	0	0
Account total.....	144,461	138,339	250,967	+112,628
Rescission of contract authority (LWCF)	-27,840	-27,810	-30,000	-2,190

COMPARISON OF 2014, 2015, AND 2016 BUDGET AUTHORITY
(in thousands of dollars)

<u>Appropriation/ Bureau/Account</u>	<u>2014 Actual</u>	<u>2015 Enacted</u>	<u>2016 Request</u>	<u>Change</u>
NPS (continued)				
Land Acquisition and State Assistance	98,100	98,960	117,500	+18,540
Fire repayment.....	+8,200	0	0	0
Account total.....	106,300	98,960	117,500	+18,540
Historic Preservation Grants-in-Aid Fund	56,410	56,410	89,910	+33,500
Subtotal, current appropriations.....	2,561,679	2,614,789	3,047,707	+432,918
Other transfers	+188	0	0	0
Fire repayment.....	+15,200	0	0	0
Subtotal, current appropriations.....	2,577,067	2,614,789	3,047,707	+432,918
Budget authority	[2,589,519]	[2,642,599]	[3,077,707]	[+435,108]
Net transfers.....	[+188]	[0]	[0]	[0]
Fire repayment.....	[+15,200]	[0]	[0]	[0]
Rescission of contract authority	[-27,840]	[-27,810]	[-30,000]	[-2,190]
Permanent Appropriations				
Recreation Fee Permanent Appropriations	203,572	204,461	206,751	+2,290
Sequestration reduction.....	-2,521	-2,593	0	+2,593
Previously unavailable BA.....	+1,785	+2,521	+2,593	+72
Account total.....	202,836	204,389	209,344	+4,955
Other Permanent Appropriations.....	174,112	168,878	171,253	+2,375
Sequestration reduction.....	-576	-584	0	+584
Previously unavailable BA.....	+408	+576	+584	+8
Account total.....	173,944	168,870	171,837	+2,967
Miscellaneous Trust Funds	94,685	95,003	170,003	+75,000
Land and Water Conservation Fund Contract Authority	30,000	30,000	30,000	0
Sequestration reduction	-2,160	-2,190	0	+2,190
Account total.....	27,840	27,810	30,000	+2,190
Centennial Challenge	0	0	100,000	+100,000
Construction	0	0	300,000	+300,000
Other transfers.....	0	+8,946	0	-8,946
Account total.....	0	8,946	300,000	+291,054
Land Acquisition and State Assistance	1,544	878	69	-809
Sequestration reduction.....	-111	-64	0	+64
Other transfers.....	0	0	+153,658	+153,658
Account total.....	1,433	814	153,727	+152,913
Urban Parks and Recreation Fund Transfers	0	0	+25,000	+25,000
Subtotal, permanent appropriations	500,738	505,832	1,159,911	+654,079

COMPARISON OF 2014, 2015, AND 2016 BUDGET AUTHORITY
(in thousands of dollars)

<u>Appropriation/ Bureau/Account</u>	<u>2014 Actual</u>	<u>2015 Enacted</u>	<u>2016 Request</u>	<u>Change</u>
NPS (continued)				
Total, National Park Service.....	3,062,417	3,111,675	4,028,960	+917,285
Other transfers.....	+188	+8,946	+178,658	+169,712
Fire repayment.....	+15,200	0	0	0
Total, National Park Service.....	3,077,805	3,120,621	4,207,618	+1,086,997
 Budget authority	[3,093,432]	[3,141,819]	[4,055,783]	[+913,964]
Sequestration reduction.....	[-5,368]	[-5,431]	[0]	[+5,431]
Previously unavailable BA.....	[+2,193]	[+3,097]	[+3,177]	[+80]
Other transfers.....	[+188]	[+8,946]	[+178,658]	[+169,712]
Fire repayment.....	[+15,200]	[0]	[0]	[0]
Rescission of contract authority	[-27,840]	[-27,810]	[-30,000]	[-2,190]
 BUREAU OF INDIAN AFFAIRS				
Current Appropriations				
Operation of Indian Programs	2,378,763	2,429,236	2,660,591	+231,355
Construction	110,124	128,876	188,973	+60,097
Indian Land and Water Claims Settlements and Miscellaneous Payments to Indians.....	35,655	35,655	67,656	+32,001
Indian Guaranteed Loan Program Account.....	6,731	7,731	7,748	+17
 Subtotal, current appropriations.....	2,531,273	2,601,498	2,924,968	+323,470
 Budget authority	[2,531,273]	[2,601,498]	[2,924,968]	[+323,470]
 Permanent Appropriations				
Operation and Maintenance of Quarters.....	5,473	6,000	6,000	0
Sequestration reduction.....	-216	-219	0	+219
Previously unavailable BA.....	+153	+216	+219	+3
Account total.....	5,410	5,997	6,219	+222
 Gifts and Donations	0	100	100	0
 Miscellaneous Permanent Appropriations.....	105,331	100,040	100,040	0
Sequestration reduction.....	-1,367	-1,628	0	+1,628
Previously unavailable BA.....	+290	+410	+825	+415
Account total.....	104,254	98,822	100,865	+2,043
 White Earth Settlement Fund	1,435	3,000	3,000	0
Indian Loan Guaranteed Program.....	0	4,000	0	-4,000
Indian Loan Guaranty and Insurance Fund Liquidating Account	-117	-100	0	+100
Revolving Fund for Loans, Liquidating Account.....	-525	-525	-525	0
 Subtotal, permanent appropriations	110,457	111,294	109,659	-1,635
 Total, Bureau of Indian Affairs.....	2,641,730	2,712,792	3,034,627	+321,835
 Budget authority	[2,642,870]	[2,714,013]	[3,033,583]	[+319,570]
Sequestration reduction.....	[-1,583]	[-1,847]	[0]	[+1,847]
Previously unavailable BA.....	[+443]	[+626]	[+1,044]	[+418]

COMPARISON OF 2014, 2015, AND 2016 BUDGET AUTHORITY
(in thousands of dollars)

Appropriation/ Bureau/Account	2014 Actual	2015 Enacted	2016 Request	Change
DEPARTMENTAL OFFICES				
OFFICE OF THE SECRETARY				
<i>Current Appropriations</i>				
Office of the Secretary - Departmental Operations	264,000	265,263	327,939	+62,676
Other transfers	+1,000	0	0	0
Account total	265,000	265,263	327,939	+62,676
Subtotal, current appropriations	264,000	265,263	327,939	+62,676
Other transfers	+1,000	0	0	0
Subtotal, current appropriations	265,000	265,263	327,939	+62,676
Budget authority	[264,000]	[265,263]	[327,939]	[+62,676]
Other transfers	[+1,000]	[0]	[0]	[0]
<i>Permanent Appropriations</i>				
Mineral Leasing and Associated Payments	2,203,637	1,816,258	1,777,616	-38,642
Sequestration reduction	-158,652	-132,587	0	+132,587
Previously unavailable BA	+101,420	+158,652	+132,587	-26,065
Account total	2,146,405	1,842,323	1,910,203	+67,880
National Petroleum Reserve - Alaska	4,490	2,950	2,950	0
Sequestration reduction	-323	-215	0	+215
Account total	4,167	2,735	2,950	+215
Leases of Lands Acquired for Flood				
Control, Navigation, and Allied Purposes	31,575	43,020	43,029	+9
Sequestration reduction	-2,273	-3,140	0	+3,140
Account total	29,302	39,880	43,029	+3,149
Geothermal Lease Revenues, Payment to Counties	4,197	4,280	0	-4,280
Sequestration reduction	-302	-312	0	+312
Previously unavailable BA	+193	+302	0	-302
Account total	4,088	4,270	0	-4,270
National Forests Fund, Payment to States	8,596	8,820	8,811	-9
Sequestration reduction	-619	-644	0	+644
Account total	7,977	8,176	8,811	+635
State Share from Certain Gulf of Mexico Leases	4,631	314	207	-107
Sequestration reduction	-333	-23	0	+23
Account total	4,298	291	207	-84
Land and Water Conservation Fund	0	0	500,000	+500,000
Other transfers	0	0	-500,000	-500,000
Account total	0	0	0	0
Office of the Secretary - Departmental Operations	0	0	100,000	+100,000
Other transfers	0	0	+6,000	+6,000
Account total	0	0	106,000	+106,000

COMPARISON OF 2014, 2015, AND 2016 BUDGET AUTHORITY
(in thousands of dollars)

<u>Appropriation/ Bureau/Account</u>	<u>2014 Actual</u>	<u>2015 Enacted</u>	<u>2016 Request</u>	<u>Change</u>
OS (continued)				
Indian Arts and Crafts Board.....	0	40	40	0
Take Pride in America.....	0	5	5	0
Subtotal, permanent appropriations.....	2,196,237	1,897,720	2,071,245	+173,525
Total, Office of the Secretary.....	2,461,237	2,162,983	2,399,184	+236,201
Budget authority.....	[2,521,126]	[2,140,950]	[2,760,597]	[+619,647]
Sequestration reduction.....	[-162,502]	[-136,921]	[0]	[+136,921]
Previously unavailable BA.....	[+101,613]	[+158,954]	[+132,587]	[-26,367]
Other transfers.....	[+1,000]	[0]	[-494,000]	[-494,000]
INSULAR AFFAIRS				
Current Appropriations				
Assistance to Territories.....	85,976	85,976	99,660	+13,684
Compact of Free Association.....	16,465	16,465	3,318	-13,147
Subtotal, current appropriations.....	102,441	102,441	102,978	+537
Budget authority.....	[102,441]	[102,441]	[102,978]	[+537]
Permanent Appropriations				
Compact of Free Association.....	209,825	212,395	258,626	+46,231
Payments to the U.S. Territories, Fiscal Assistance.....	346,277	282,000	282,000	0
Subtotal, permanent appropriations.....	556,102	494,395	540,626	+46,231
Total, Insular Affairs.....	658,543	596,836	643,604	+46,768
Budget authority.....	[658,543]	[596,836]	[643,604]	[+46,768]
OFFICE OF THE SOLICITOR				
Current Appropriations				
Office of the Solicitor - Salaries and Expenses.....	65,800	65,800	69,888	+4,088
Total, Office of the Solicitor.....	65,800	65,800	69,888	+4,088
Budget authority.....	[65,800]	[65,800]	[69,888]	[+4,088]
OFFICE OF INSPECTOR GENERAL				
Current Appropriations				
Office of Inspector General - Salaries and Expenses.....	50,831	50,047	52,224	+2,177
Mandated transfers.....	+400	+400	0	-400
Account total.....	51,231	50,447	52,224	+1,777
Subtotal, current appropriations.....	51,231	50,447	52,224	+1,777
Total, Office of Inspector General.....	51,231	50,447	52,224	+1,777
Budget authority.....	[51,231]	[50,447]	[52,224]	[+1,777]

COMPARISON OF 2014, 2015, AND 2016 BUDGET AUTHORITY
(in thousands of dollars)

<u>Appropriation/ Bureau/Account</u>	<u>2014 Actual</u>	<u>2015 Enacted</u>	<u>2016 Request</u>	<u>Change</u>
OFFICE OF THE SPECIAL TRUSTEE FOR AMERICAN INDIANS				
<i>Current Appropriations</i>				
Federal Trust Programs	139,677	139,029	142,978	+3,949
Subtotal, current appropriations.....	139,677	139,029	142,978	+3,949
Budget authority	[139,677]	[139,029]	[142,978]	[+3,949]
<i>Permanent Appropriations</i>				
Tribal Special Fund	63,977	68,651	70,839	+2,188
Tribal Trust Fund	10,017	12,635	13,037	+402
Subtotal, permanent appropriations	73,994	81,286	83,876	+2,590
Total, Office of the Special Trustee for American Indians .	213,671	220,315	226,854	+6,539
Budget authority	[213,671]	[220,315]	[226,854]	[+6,539]
DEPARTMENTAL OFFICES SUMMARY				
Subtotal, current appropriations.....	624,149	622,980	696,007	+73,027
Budget authority	[623,149]	[622,980]	[696,007]	[+73,027]
Other transfers	[+1,000]	[0]	[0]	[0]
Subtotal, permanent appropriations	2,826,333	2,473,401	2,695,747	+222,346
Budget authority	[2,887,222]	[2,451,368]	[3,057,160]	[+605,792]
Sequestration reduction.....	[-162,502]	[-136,921]	[0]	[+136,921]
Previously unavailable BA.....	[+101,613]	[+158,954]	[+132,587]	[-26,367]
Other transfers	[0]	[0]	[-494,000]	[-494,000]
Total, Departmental Offices.....	3,450,482	3,096,381	3,391,754	+295,373
Budget authority	[3,510,371]	[3,074,348]	[3,753,167]	[+678,819]
Sequestration reduction.....	[-162,502]	[-136,921]	[0]	[+136,921]
Previously unavailable BA.....	[+101,613]	[+158,954]	[+132,587]	[-26,367]
Other transfers	[+1,000]	[0]	[-494,000]	[-494,400]

COMPARISON OF 2014, 2015, AND 2016 BUDGET AUTHORITY
(in thousands of dollars)

<u>Appropriation/ Bureau/Account</u>	<u>2014 Actual</u>	<u>2015 Enacted</u>	<u>2016 Request</u>	<u>Change</u>
NATIONAL INDIAN GAMING COMMISSION				
<i>Permanent Appropriations</i>				
National Indian Gaming Commission,				
Gaming Activity Fees	16,097	18,000	18,000	0
Sequestration reduction.....	-1,159	-1,314	0	+1,314
Previously unavailable BA.....	+534	+1,159	+1,314	+155
Account total.....	15,472	17,845	19,314	+1,469
Subtotal, permanent appropriations	15,472	17,845	19,314	+1,469
Total, National Indian Gaming Commission	15,472	17,845	19,314	+1,469
Budget authority	[16,097]	[18,000]	[18,000]	[0]
Sequestration reduction.....	[-1,159]	[-1,314]	[0]	[+1,314]
Previously unavailable BA.....	[+534]	[+1,159]	[+1,314]	[+155]
DEPARTMENT-WIDE PROGRAMS				
<i>Current Appropriations</i>				
Payments in Lieu of Taxes	0	372,000	0	-372,000
Central Hazardous Materials Fund.....	9,598	10,010	10,011	+1
Wildland Fire Management.....	776,982	804,779	805,495	+716
Rescissions / reductions of new BA.....	-7,500	0	0	0
Account total.....	769,482	804,779	805,495	+716
Transfer from FLAME account.....	+50,000	0	0	0
Other transfers	+2,597	0	0	0
Fire repayment.....	-21,600	0	0	0
Account total.....	800,479	804,779	805,495	+716
FLAME Wildfire Suppression Reserve Fund.....	92,000	92,000	0	-92,000
Transfer to Wildland Fire	-50,000	0	0	0
Account total.....	42,000	92,000	0	-92,000
Natural Resource Damage Assessment Fund.....	6,263	7,767	9,236	+1,469
Working Capital Fund.....	57,000	57,100	74,462	+17,362
Subtotal, current appropriations.....	934,343	1,343,656	899,204	-444,452
Other transfers	+2,597	0	0	0
Fire repayment.....	-21,600	0	0	0
Subtotal, current appropriations.....	915,340	1,343,656	899,204	-444,452
Budget authority	[941,843]	[1,343,656]	[899,204]	[-444,452]
Rescissions / reductions of new BA	[-7,500]	[0]	[0]	[0]
Other transfers	[+2,597]	[0]	[0]	[0]
Fire repayment.....	[-21,600]	[0]	[0]	[0]

COMPARISON OF 2014, 2015, AND 2016 BUDGET AUTHORITY
(in thousands of dollars)

Appropriation/ Bureau/Account	2014 Actual	2015 Enacted	2016 Request	Change
DWP (continued)				
Permanent Appropriations				
Payments in Lieu of Taxes	437,321	33,000	489,000	+456,000
Working Capital Fund Transfers	0	+34,000	0	-34,000
Natural Resource Damage Assessment Fund	63,073	150,000	100,000	-50,000
Sequestration reduction	-576	-438	0	+438
Previously unavailable BA	+204	+576	+438	-138
Other transfers	-3,493	-6,000	-6,000	0
Account total	59,208	144,138	94,438	-49,700
Subtotal, permanent appropriations	496,529	211,138	583,438	+372,300
Budget authority	[500,394]	[183,000]	[589,000]	[+406,000]
Sequestration reduction	[-576]	[-438]	[0]	[+438]
Previously unavailable BA	[+204]	[+576]	[+438]	[-138]
Other transfers	[-3,493]	[+28,000]	[-6,000]	[-34,000]
Total, Department-wide Programs	1,411,869	1,554,794	1,482,642	-72,152
Budget authority	[1,442,237]	[1,526,656]	[1,488,204]	[-38,452]
Rescissions / reductions of new BA	[-7,500]	[0]	[0]	[0]
Sequestration reduction	[-576]	[-438]	[0]	[+438]
Previously unavailable BA	[+204]	[+576]	[+438]	[-138]
Other transfers	[-896]	[+28,000]	[-6,000]	[-34,000]
Fire repayments	[-21,600]	[0]	[0]	[0]

INTERIOR, ENVIRONMENT, AND RELATED AGENCIES SUMMARY

Total, Interior, Environment, and Related Agencies	16,616,693	16,611,235	19,371,439	+2,760,204
Other transfers	-151,712	-114,185	-292,613	-178,428
Total, Interior, Environment, and Related Agencies	16,464,981	16,497,050	19,078,826	+2,581,776
Grand total, current authority, regular appropriations	[10,577,926]	[11,136,616]	[11,931,469]	[+794,853]
Rescissions / reductions of new BA	[-7,500]	[0]	[0]	[0]
Sequestration reduction	[-2,479]	[-730]	[0]	[+730]
Previously unavailable BA	[+1,073]	[+1,759]	[0]	[-1,759]
Other transfers	[+21,285]	[+5,000]	[0]	[-5,000]
Rescission of contract authority	[-27,840]	[-27,810]	[-30,000]	[-2,190]
Net, current authority	[10,562,465]	[11,114,835]	[11,901,469]	[+786,634]
Net, current authority (w/o transfers)	[10,541,180]	[11,109,835]	[11,901,469]	[+791,634]
Grand total, permanent authority	[6,075,513]	[5,501,400]	[7,469,970]	[+1,968,570]
Net transfers	[-172,997]	[-119,185]	[-292,613]	[-173,428]
Net, permanent authority	[5,902,516]	[5,382,215]	[7,177,357]	[1,795,142]

COMPARISON OF 2014, 2015, AND 2016 BUDGET AUTHORITY
(in thousands of dollars)

<u>Appropriation/ Bureau/Account</u>	<u>2014 Actual</u>	<u>2015 Enacted</u>	<u>2016 Request</u>	<u>Change</u>
ENERGY AND WATER DEVELOPMENT				
BUREAU OF RECLAMATION				
<i>Current Appropriations</i>				
Water and Related Resources	954,085	978,131	805,157	-172,974
Mandated transfers	+150,000	0	0	0
Account total.....	1,104,085	978,131	805,157	-172,974
Policy and Administration.....	60,000	58,500	59,500	+1,000
Indian Water Rights Settlements.....	0	0	112,483	+112,483
San Joaquin Restoration Fund.....	0	0	35,000	+35,000
Bureau of Reclamation Loan Program.....	0	-500	0	+500
California Bay-Delta Restoration.....	37,000	37,000	37,000	0
Central Valley Project Restoration Fund.....	45,442	56,995	49,528	-7,467
Subtotal, current appropriations.....	1,246,527	1,130,126	1,098,668	-31,458
Budget authority	[1,096,527]	[1,130,126]	[1,098,668]	[-31,458]
Mandated transfers	[+150,000]	[0]	[0]	[0]
Discretionary offsets	-44,840	-56,995	-49,528	-7,467
<i>Permanent Appropriations</i>				
Colorado River Dam Fund, Boulder Canyon Project	214,861	112,183	113,591	+1,408
Sequestration reduction.....	-576	-584	0	+584
Previously unavailable BA.....	+816	+576	+584	+8
Other transfers.....	-123,971	0	0	0
Account total.....	91,130	112,175	114,175	+2,000
Loan Program Subsidy Re-estimate	100	0	0	0
Bureau of Reclamation Loan Liquidating Account.....	-2,012	-846	-840	+6
Reclamation Trust Funds	202	3,000	3,000	0
Sequestration reduction.....	-72	-73	0	+73
Previously unavailable BA.....	+102	+72	+73	+1
Account total.....	232	2,999	3,073	+74
Federal Lands Recreation Enhancement Act	0	450	450	0
Sequestration reduction.....	-49	-40	0	+40
Previously unavailable BA.....	+51	+49	+40	-9
Account total.....	2	459	490	+31
Water and Related Resources	1,996	515	515	0
Sequestration reduction.....	-144	-38	0	+38
Previously unavailable BA.....	+22	+23	+20	-3
Account total.....	1,874	500	535	+35
Reclamation Water Settlements Fund	60,000	0	0	0
Subtotal, permanent appropriations	151,326	115,287	117,433	+2,146

COMPARISON OF 2014, 2015, AND 2016 BUDGET AUTHORITY
(in thousands of dollars)

Appropriation/ Bureau/Account	2014 Actual	2015 Enacted	2016 Request	Change
RECLAMATION <i>(continued)</i>				
Total, Bureau of Reclamation	1,521,824	1,245,413	1,216,101	-29,312
Other transfers.....	-123,971	0	0	0
Total, Bureau of Reclamation	1,397,853	1,245,413	1,216,101	-29,312
Budget authority	[1,371,674]	[1,245,428]	[1,215,384]	[-30,044]
Sequestration reduction.....	[-841]	[-735]	[0]	[+735]
Previously unavailable BA.....	[+991]	[+720]	[+717]	[-3]
Other transfers.....	[+26,029]	[0]	[0]	[0]
Discretionary offsets	-44,840	-56,995	-49,528	-7,467
CENTRAL UTAH PROJECT				
<i>Current Appropriations</i>				
Central Utah Project Completion Account.....	8,725	9,874	7,300	-2,574
Mandated transfers.....	-1,000	-1,000	-1,000	0
Account total.....	7,725	8,874	6,300	-2,574
Utah Reclamation Mitigation and Conservation Account				
Mandated transfers.....	+1,000	+1,000	+1,000	0
Subtotal, current appropriations.....	8,725	9,874	7,300	-2,574
Budget authority	[8,725]	[9,874]	[7,300]	[-2,574]
<i>Permanent Appropriations</i>				
Utah Reclamation Mitigation and Conservation Account....	14,612	8,880	6,163	-2,717
Sequestration reduction.....	-1,052	-648	0	+648
Previously unavailable BA.....	0	+1,052	+648	-404
Account total.....	13,560	9,284	6,811	-2,473
Subtotal, permanent appropriations	13,560	9,284	6,811	-2,473
Total, Central Utah Project	22,285	19,158	14,111	-5,047
Budget Authority	[23,337]	[18,754]	[13,463]	[-5,291]
Sequestration reduction.....	[-1,052]	[-648]	[0]	[+648]
Previously unavailable BA.....	[0]	[+1,052]	[+648]	[-404]

ENERGY AND WATER DEVELOPMENT SUMMARY

Total, Energy and Water Development	1,420,138	1,264,571	1,230,212	-34,359
Grand total, current authority	[1,255,252]	[1,140,000]	[1,105,968]	[-34,032]
Net, current authority	[1,255,252]	[1,140,000]	[1,105,968]	[-34,032]
Grand total, permanent authority	[164,886]	[124,571]	[124,244]	[-327]

COMPARISON OF 2014, 2015, AND 2016 BUDGET AUTHORITY
(in thousands of dollars)

Appropriation/ Bureau/Account	2014 Actual	2015 Enacted	2016 Request	Change
DEPARTMENT OF THE INTERIOR				
Total, Department of the Interior	18,160,802	17,875,806	20,601,651	+2,725,845
Other transfers.....	-275,683	-114,185	-292,613	-178,428
Total, Department of the Interior	17,885,119	17,761,621	20,309,038	+2,547,417
Grand total, current authority.....	[11,833,178]	[12,276,616]	[13,037,437]	[+760,821]
Rescissions / reductions of new BA.....	[-7,500]	[0]	[0]	[0]
Sequestration reduction.....	[-2,479]	[-730]	[0]	[+730]
Previously unavailable BA.....	[+1,073]	[+1,759]	[0]	[-1,759]
Other transfers.....	[+21,285]	[+5,000]	[0]	[-5,000]
Rescission of contract authority.....	[-27,840]	[-27,810]	[-30,000]	[-2,190]
Net, current authority	[11,817,717]	[12,254,835]	[13,007,437]	[+752,602]
Net, current authority (w/o transfers)	[11,796,432]	[12,249,835]	[13,007,437]	[+757,602]
Grand total, permanent authority.....	[6,364,370]	[5,625,971]	[7,594,214]	[+1,968,243]
Net transfers.....	[-296,968]	[-119,185]	[-292,613]	[-173,428]
Net, permanent authority	[6,067,402]	[5,506,786]	[7,301,601]	[+1,794,815]

COMPARISON OF 2014, 2015, AND 2016 BUDGET AUTHORITY

EXPLANATORY NOTES

Appendix A is presented to bridge the different scoring approaches used by the Appropriations Committees and the Executive Branch. As a result of these differences, the budget totals in the 2016 *Interior Budget in Brief* differ slightly from the presentation in the 2016 President's budget. The President's budget uses a system of budget scoring required by the Budget Enforcement Act based on "net discretionary budget authority." The Interior Budget in Brief document almost exclusively uses a system of scoring based on "current authority" consistent with the presentation used by the Appropriations Committees.

Current authority presents the amounts Congress appropriates each year for the Department's programs, including funds classified as mandatory under the Budget Enforcement Act which are subject to annual appropriations. Most mandatory funding is not subject to annual appropriations and is excluded from current authority.

Net discretionary amounts also exclude mandatory funding but unlike current authority, are reduced by offsetting receipts. Additionally, there can be differences in how statutory provisions included in the Appropriations Acts are displayed or scored by the Appropriations Committee as compared to the President's budget. For example, the rescission of NPS contract authority in the Interior Appropriations bill is shown as a reduction to current authority in the Appropriations Committee scoring tables. However, in the 2014 column of the 2016 *President's Budget Appendix*, this rescission is not shown as a reduction to reach the net discretionary budget authority totals.

The difference in scoring impacts the budgets of BLM, Reclamation, and OIA. Both BLM and OIA have current authority as well as portions of appropriated accounts classified as mandatory, which are included in the Appropriations Committee scoring tables. This funding is excluded from the net discretionary totals for these bureaus in the President's Budget Appendix. Additionally, BLM and Reclamation have receipts that offset appropriated account totals. The BLM Service Charges, Deposits, and Forfeitures; BLM's Mining Law Administration in Management of Lands and Resources; and Reclamation's Central Valley Project accounts all include offsets (receipts) that reduce discretionary totals in the President's Budget Appendix.

Scoring differences are not as significant for Interior's other bureaus relative to the size of the budget. As depicted in the following table, the difference in scoring approaches is \$134.2 million. The Department's 2016 total budget in current authority is \$13.0 billion and \$12.9 billion in net discretionary authority. Not included in this total is an additional \$200.0 million requested in 2016 for fire suppression in the event of extreme situations through the existing disaster relief budget cap adjustment.

EXPLANATORY NOTES (*continued*)

Budget from Current Authority to Net Discretionary Authority

	2014 Actual	2015 Enacted	2016 Request
Total, Current Authority	11,817,717	12,254,835	13,007,437
Adjustment for Mandatory Current Accounts			
Bureau of Land Management			
Range Improvements	-9,280	-9,270	-10,000
Miscellaneous Trusts	-24,617	-25,759	-22,930
Insular Affairs			
Compact of Free Association.....	-27,720	-27,720	-27,720
Adjustment for Offsets			
Bureau of Land Management			
Mining Law Administration	-17,741	-24,000	-24,000
Office of the Secretary			
Net Receipts Sharing	-44,857	0	0
Reclamation Central Valley Restoration Receipts.....	-44,840	-56,995	-49,528
Total, Net Discretionary	11,648,662	12,111,091	12,873,259

Another difference in the presentation of budget materials is the Office of Management and Budget presents the President's budget to the Congress in "millions of dollars" and the Interior Budget in Brief presents funding in "thousands of dollars," the level at which Congress appropriates. There may be small differences between the sums of rounded and non-rounded numbers, which account for differences between totals in the President's budget and totals in this document.

Appendix A also provides a full picture of events impacting budget authority in the year of funds execution. The Appendix is structured to provide two account totals where applicable. Most accounts only have one total which reflects annual Congressional action. This total includes across-the-board rescissions and transfers authorized by the Interior, Environment, and Related Agencies and the Energy and Water Development appropriations bills. When applicable, accounts include an additional total line which includes one-time rescissions of prior year balances, supplemental appropriations, transfers authorized by other Committees, and non-directed transfers. This convention provides an agency total for "normalized" activities comparable to the initial enacted appropriation actions and a separate total that reflects total actions during the fiscal year.

Sequestration – Amounts displayed for 2014 and 2015 in this document reflect reductions to permanent accounts required by the Balanced Budget and Emergency Deficit Control Act as presented in the *OMB Report to Congress on the Joint Committee Reductions for Fiscal Year 2014* issued on April 10, 2013 and updated on May 20, 2013 and the *OMB Report to the Congress on the Joint Committee Reductions for Fiscal Year 2015* issued on March 10, 2014. Amounts displayed for 2014 reflect sequestration reductions of 7.2 percent and amounts displayed for 2015 reflect sequestration reductions of 7.3 percent for non-defense mandatory programs, as required in the sequestration report.

Consistent with the Balanced Budget and Emergency Deficit Control Act, as amended, funds sequestered from certain types of accounts, for example Trust and Special Funds, may be determined as available for reallocation in the subsequent year. Permanent accounts where legal determinations concluded previously sequestered funds become available are included in the estimate of available authority for 2014, 2015, and 2016.

EXPLANATORY NOTES (*continued*)

2014 ACTUAL

Prior to the passage of the full-year appropriations, the Department operated under two continuing resolutions. The first continuing resolution (P.L. 113-46) provided funding through January 15, 2014. The first CR also included an extension of the recreation fee authority under the Federal Lands Recreation Enhancement Act (16 U.S.C. 6809) through December 8, 2015.

The second continuing resolution (P.L. 113-73) provided funding through January 18, 2014. On January 17, 2014, the President signed the Consolidated Appropriations Act, 2014 (P.L. 113-76), providing appropriations for fiscal year 2014. Division D, the Energy and Water Development and Related Agencies Appropriations Act included the following specific provisions and allowances:

- **Authorization** – The Act extended the authority for the Bureau of Reclamation under the Reclamation States Emergency Drought Relief Act through 2017.
- **Authorization** – The Act extended the authority in the CalFed Bay-Delta authorization through 2015.
- **Authorization** – The Act extended the authority for the Fort Peck/Dry Prairie, Montana project.

Division G, the Interior, Environment, and Related Agencies Appropriations Act, included the following specific provisions and allowances:

- **Net Receipts Sharing** – The Act continued the provision to deduct two percent from the States' mineral leasing payments to help offset the administrative costs of Federal leasing programs in 2014. In 2014, the amount deducted was \$44.9 million. The Bipartisan Budget Act of 2013, referenced separately, made this provision permanent after 2014 and this funding is no longer available as an offset included in the net discretionary total.
- **Expansion of Outer Continental Shelf Inspection Fees** – The Act included authority to charge inspection fees on each OCS above-water oil and gas facility and mobile drilling unit that is subject to inspection. The fee defrays inspection costs based on the complexity of the facility as determined by the number of wells. The offset for these fee collections totaled \$58.1 million.
- **Palau Compact Extension** – The Act provided for an additional one-year extension of the Compact with Palau, which expired at the end of 2009. The extension allowed for continued payments to the Republic of Palau through 2014. The extension was scored as an increase of \$13.1 million in current authority.
- **Third Party Contribution Authority** – The Act provided authority for BOEM and BSEE to accept contributions of money and services to conduct work in support of the orderly exploration and development of OCS resources through 2019.
- **Offshore Pay Authority Extension** – The Act included an extension of the provision in the 2012 Interior, Environment, and Related Agencies Appropriations Act (P.L. 112-74) providing special pay authority for BOEM and BSEE through 2015 for specific job series related to OCS development for oil and gas.
- **Civil Penalties** – The Act amended Section 206 of the Federal Oil and Gas Royalty Management Act of 1982, P. L. 97-451 (30 U.S.C. 1736), to make a technical correction clarifying that amounts due to States resulting from civil penalties are to be reduced by amounts provided to the States through cooperative agreements to run State and Tribal audit programs related to mineral development.

EXPLANATORY NOTES (*continued*)

- **Onshore Oil and Gas Pay Rates** – The Act provided authority for increased rates of pay for BLM and BIA employees in specific job series, carrying out inspections of onshore oil and gas operations on public lands in petroleum engineering fields. The authority is provided through 2015.
- **Expansion and Extension of Good Neighbor Cooperative Conservation Authority** – The Act extended the authority provided in Section 331 of the 2001 Appropriation Act through September 30, 2018, providing for cooperative conservation authority for BLM and expands the authority to additional States.
- **Chesapeake Bay Initiative** – The Act extended the authority for the Chesapeake Bay Initiative through 2015.
- **Cooperative Action and Sharing of Resources by Secretaries of the Interior and Agriculture (Service First)** – The Act expanded Service First Authority allowing BLM, FWS, NPS, and the U.S. Forest Service to share support services, space, other necessary costs and authorities, and thereby effectively deliver services to the public, to include all bureaus and offices of the Departments of the Interior and Agriculture.

Emergency Transfer Repayment – Section 135 of the Continuing Appropriations Act, 2014 (P.L. 113-46) provided \$36.0 million to repay funding borrowed during the 2013 fire season for emergency suppression activities. The Consolidated Appropriations Act, 2014 (P.L. 113-76) included a rescission in the Wildland Fire Management account of \$7.5 million from the funds provided in the Continuing Appropriations Act, 2014. Of the \$28.5 million for repayment and wildland fire activities, \$6.9 million was retained in the Wildland Fire Management account for Burned Area Rehabilitation activities. The remaining funds were transferred by account in the following amounts:

- BLM Land Acquisition - \$700,000
- BLM Construction - \$400,000
- FWS Land Acquisition - \$2.1 million
- FWS Construction - \$3.2 million
- NPS Land Acquisition - \$8.2 million
- NPS Construction - \$7.0 million

Other legislation and transfers impacting Interior budget authority for 2014 include:

- The OSMRE collected \$399,000 in indefinite civil penalties.
- The FWS received a transfer of \$17.5 million to the International Affairs program for Congo Basin Ape grants.
- The NPS received a transfer of \$188,000 from the Executive Office of the President for high intensity drug trafficking interdiction.
- The Office of the Secretary received a transfer of \$1.0 million from the U.S. Agency for International Development for international activities.
- The OIG received a transfer of \$200,000 from the Office of Navajo and Hopi Indian Relocation and \$200,000 from the Morris K. Udall and Stewart L. Udall Foundation, Morris K. Udall and Stewart L. Udall Trust Fund.
- The Office of Wildland Fire Management had net transfers of \$2.6 million from the Forest Service for Joint Fire Science and hazardous fuels.
- The Office of Wildland Fire transferred \$50.0 million from the FLAME Fund to the Wildland Fire Management account for suppression activities in 2014.

EXPLANATORY NOTES (*continued*)

- The Bureau of Reclamation Water and Related Resources account received a transfer of \$150.0 million for Desert Terminal Lakes.
- The Bureau of Reclamation Colorado River Dam Fund, Boulder Canyon Project completed a capital transfer to the General Fund of the Treasury of \$124.0 million.

Helium Stewardship Act of 2013 – On October 2, 2013, the President signed the Helium Stewardship Act of 2013 (P.L. 113-40). The Act provided for the extension of the BLM program to provide helium with a phased draw-down of the helium reserves and shutdown of the program. The Act extended the authority for BLM to use a portion of the proceeds annually from helium sales for operation of the program and facilities with the remaining proceeds deposited in the General Fund of the Treasury.

The Helium Stewardship Act of 2013 included the following amendments to other laws:

- **Secure Rural Schools and Community Self-Determination Program** – The Act provided for a one-year extension of the Secure Rural Schools program for 2013. Payments under the Secure Rural Schools authority for 2013 were made in 2014. (Sec. 10(a))
- **Abandoned Well Remediation** – The Act amended section 349 of the Energy Policy Act of 2005 to add a provision providing \$50.0 million for the Secretary to remediate, reclaim, and close abandoned oil and gas wells on current or former National Petroleum Reserve - Alaska land. The Act provides \$10.0 million in 2014, \$36.0 million in 2015, and \$4.0 million in 2019. (Sec. 10(b))
- **National Parks Maintenance Backlog** – The Act amended section 814(g) of the Omnibus Parks and Public Lands Management Act of 1996 to add a section providing \$50.0 million for the National Park Service to pay the Federal funding share of challenge cost-share agreements for deferred maintenance projects and to correct deficiencies in NPS infrastructure. The Act provides \$20.0 million in 2018 and \$30.0 million in 2019, subject to a 50 percent cost-share from non-Federal sources, including in-kind contributions of good and services. (Sec. 10(c))
- **Abandoned Mine Reclamation Fund** – The Act amended section 411(h) of the Surface Mining Control and Reclamation Act of 1977 to increase total annual payments to a certified State or Tribe from \$15.0 million to \$28.0 million in 2014 and \$75.0 million in 2015. (Sec. 10(d))
- **Soda Ash Royalties** – The Act reduced the royalty rate on Soda Ash to four percent for the two year period from the date of enactment. (Sec. 10(e))

Bipartisan Budget Act of 2013 – The Bipartisan Budget Act of 2013 (P.L. 113-67) was signed by the President on December 26, 2013. The Act set overall discretionary spending levels for 2014 at \$1.0 trillion, providing \$491.8 billion for non-defense discretionary spending and \$520.5 billion for defense discretionary spending. The agreement provides \$63.0 billion in discretionary sequester relief over two years, split evenly between defense and non-defense programs. The Act extends the sequester of mandatory programs provided for in the Budget Control Act of 2011 for an additional two years through 2023. The agreement includes the following offsets specifically impacting Interior:

- Repealed provisions in the Energy Policy Act of 2005 that allow spending of OCS revenues for research on the development of deepwater oil and gas resources. The research program is administered by the Department of Energy. (Title III; Sec 301)
- Made permanent a two percent reduction in State Mineral Leasing Act payments to cover the costs to administer the program. (Title III; Sec 302)

EXPLANATORY NOTES (*continued*)

- Approved the 2012 Agreement between the U.S. and Mexico concerning oil and gas development in the Gulf of Mexico, and authorizes implementation to make available additional OCS resources. The proposal also provides permanent authority to the Secretary to implement transboundary agreements entered into by the President and approved by Congress. (Title III; Sec 303 and 304)
- Limited the amount of interest that can be paid by Interior to lease holders for royalty overpayments, capping the payments at 110 percent of the amount due. (Title III; Sec 305)
- Prohibited the acquisition of oil to fill the Department of Energy's Strategic Petroleum Reserve from royalty-in-kind contributions. The SPR is managed by the Department of Energy. This provision also prohibits the Secretary of Energy from acquiring crude oil produced by the Federal government on Federal land for the purpose of filling SPR. (Title III; Sec. 306)

Agricultural Act of 2014 – The Agricultural Act of 2014 (P.L. 113-79) was signed by the President on February 7, 2014. The Act included the following authorities for the Department of the Interior:

- **Stewardship End Result Contracting** – The Act repealed section 347 of the Department of the Interior and Related Agencies Appropriations Act, 1999 (P.L. 105-277) and replaces it with new, permanent authority authorizing BLM to enter into stewardship contracting projects to perform services to achieve land management goals (Sec. 8205).
- **Good Neighbor Authority** – The Act expanded authority provided to BLM to enter into a cooperative agreement or contract between the Secretary and a Governor to carry out authorized restoration services (Sec. 8206).
- **Payments in Lieu of Taxes** – The Act extended the authority to make payments for 2014 for the Payments in Lieu of Taxes program (Sec. 12312).

2015 ESTIMATES

Prior to the passage of the full-year appropriations, the Department operated under three continuing resolutions. The first continuing resolution (P.L. 113-164) provided funding through December 11, 2014. The first CR also included an extension of the recreation fee authority under the Federal Lands Recreation Enhancement Act (16 U.S.C. 6809). The second CR (P.L. 113-202) provided funding through December 12, 2014. The third CR (P.L. 113-203) provided funding through December 17, 2014.

On December 16, 2014, the President signed the Consolidated and Further Continuing Appropriations Act, 2015 (P.L. 113-235), providing appropriations for fiscal year 2015.

Payments in Lieu of Taxes – Section 11 at the beginning of the bill provides \$372.0 million in current funding for PILT payments in 2015.

Division D, the Energy and Water Development and Related Agencies Appropriations Act included the following specific provisions and allowances:

- **Secure Water Act Amendment** – The Act increases the total funding cap for programs under Sec. 9504(e) of the Secure Water Act of 2009 from \$200.0 million to \$300.0 million.
- **Reclamation States Emergency Drought Relief Act** – The Act extends the authority in Sec. 301 of the Reclamation States Emergency Drought Relief Act through 2017.

EXPLANATORY NOTES (*continued*)

- **CalFed Bay-Delta Authorization Extension** – The Act extends the authority in the CalFed Bay-Delta authorization through 2016.

Division F, the Interior, Environment, and Related Agencies Appropriations Act, included the following specific provisions and allowances:

- **OCS Inspection Fees** – The Act continues the provision allowing the Secretary to collect a nonrefundable inspection fee for OCS oil and gas developers. The annual inspections fees for 2015 are estimated at \$65 million.
- **Republic of Palau** – The Act extends the authorization for certain payments to the Republic of Palau for 2015. The provision provides funding for Palau in the Compact of Free Association at the same level as was provided in 2009, the last year of the Compact with Palau.
- **Bureau of Indian Education Operated Schools** – The Act continues a provision extending the Secretary’s statutory authority to enter into rental or lease agreements that benefit Bureau of Indian Education operated schools.
- **Reauthorization of the Forest Ecosystem Health and Recovery Fund** – The Act extends the authority for the BLM Forest Ecosystem Health and Recovery Fund through 2020.
- **Volunteers in Parks** – The Act expands the NPS’s ability to implement the Volunteers in Parks program in anticipation of increased volunteer activity related to the NPS Centennial in 2016. The provision increases the cap from \$3.5 million to \$5.0 million annually for the Volunteers in Parks program.
- **Heritage Areas** – The Act extends the authority for funding for the Automobile National Heritage Area through 2015, and increases the funding cap for the Wheeling National Heritage Area from \$10.0 million to \$11.0 million.
- **Ratification of Payments** – The Act ratifies certain payments made by the NPS for children of employees of Yellowstone National Park to the local school system.
- **American Battlefield Protection Program Grants** – The Act extends the authority for the American Battlefield Protection Program grants (Sec. 7301(c)(6) of P.L. 111-1) through 2021.
- **Recreation Fee** – The Act amends the Federal Recreation Enhancement Act to extend the authority for the recreation fee program through September 30, 2016.

On December 19, 2014, the President signed the Carl Levin and Howard P. “Buck” McKeon National Defense Authorization Act for Fiscal Year 2015 (P.L. 113-291). Title XXX – Natural Resources Related General Provisions includes the following provisions impacting the Department’s budget:

- **Bureau of Land Management Permit Processing (Sec. 3021)** – Reauthorizes the BLM Permit Processing Fund through 2026. The provision increases the Applications for Permits to Drill fee to \$9,500 per application. For 2016-2019, the provision authorizes 15 percent of APD fees go to the field offices that collected the fees subject to annual appropriations and 85 percent to the BLM Permit Processing Improvement Fund to be available without further appropriations, and for 2020-2026, all fees are deposited into the Permit Processing Improvement Fund to be available without further appropriation.
- **Internet-based Onshore Oil and Gas Lease Sales (Sec. 3022)** – Amends the Mineral Leasing Act to provide authority to permanently establish and implement internet leasing for onshore oil and gas leases, and requires a report 90 days after the 10th Internet-based lease sale.

EXPLANATORY NOTES (*continued*)

- **Grazing Permits and Leases (Sec. 3023)** – Provides permanent authority to continue the terms and conditions of a grazing permit or lease that has expired until any environmental analysis and documentation has been completed. The provision includes authority to exclude preparing an EA or EIS under NEPA in specific cases. The provision also includes an exclusion from preparing an EA or EIS under NEPA for trailing or crossing of livestock across public lands.
- **New Units of the National Park System** – Establishes the Blackstone River Valley National Historical Park (Sec. 3031), Coltsville National Historical Park (Sec. 3032), First State National Historical Park (Sec. 3033), Harriet Tubman Underground Railroad National Historical Park, Maryland (Sec. 3035), Harriet Tubman National Historical Park, New York (Sec. 3036), and Manhattan Project National Historical Park (Sec. 3039).
- **Valles Caldera National Preserve, New Mexico** – Establishes the Valles Caldera National Preserve as a unit of the national park system and transfers operations from the Valles Caldera Trust to NPS.
- **Revolutionary War and War of 1812 American Battlefield Protection Program (Sec. 3050)** – Expands the American Battlefield Protection Program authorized in the Omnibus Public Land Management Act of 2009 to include sites related to the Revolutionary War and the War of 1812.
- **National Heritage Areas and Corridors (Sec. 3052)** – Extends the authority for the following heritage areas through 2021:
 - ◊ Delaware and Lehigh Navigation Canal National Heritage Corridor
 - ◊ National Coal Heritage Area
 - ◊ Steel Industry Heritage Area
 - ◊ Essex National Heritage Area
 - ◊ America’s Agricultural Heritage Partnership
 - ◊ Ohio and Erie Canal National Heritage Corridor
 - ◊ Hudson River Valley National Heritage Area
 - ◊ Automobile National Heritage Area – redesignated as MotorCities National Heritage Area
 - ◊ Lakawanna Valley National Heritage Area
 - ◊ Schuylkill River National Heritage Area
 - ◊ Wheeling National Heritage Area
 - ◊ Yuma Crossing National Heritage Area
 - ◊ Erie Canalway National Heritage Corridor
 - ◊ Quinebaug and Shetucket Rivers Valley National Heritage Corridor – redesignated as Last Green Valley National Heritage Corridor
- **Payments in Lieu of Taxes (Sec. 3096)** – Provides \$70.0 million in permanent funding with \$33.0 million available in 2015 and \$37.0 million available in 2016. This funding is in addition to the \$372.0 million provided in the 2015 appropriation.

EXPLANATORY NOTES (*continued*)

Other legislation and transfers impacting Interior budget authority for 2015 include:

- **Transfers for Spectrum Relocation** – Federal agencies are required to relocate from certain spectrum bands to accommodate non-Federal usage. The Office of Management and Budget will transfer mandatory funding in 2015 to fund spectrum relocation costs of NPS, USGS, and the Office of the Secretary, Working Capital Fund. The transfer amounts are:
 - ◊ USGS - \$35.7 million
 - ◊ NPS – \$8.9 million
 - ◊ Office of the Secretary, Working Capital Fund - \$34.0 million
- Transfer of \$5.0 million to the FWS, Resource Management from the U.S. Army Corps of Engineers for mitigation work.
- Transfer of \$200,000 from the Office of Navajo and Hopi Indian Relocation and \$200,000 from the Morris K. Udall and Stewart L. Udall Foundation, Morris K. Udall and Stewart L. Udall Trust Fund to the Office of Inspector General.

LAND AND WATER CONSERVATION FUND

(in thousands of dollars)

Program/Bureau/Activity	2014	2015	2016			2016 Total
	Actual ^{1/}	Enacted	Current	Permanent	Total	Change from 2015
FEDERAL LAND ACQUISITION						
Department of the Interior						
Bureau of Land Management.....	19,463	19,746	38,000	55,397	93,397	+73,651
Fish and Wildlife Service	54,422	47,535	58,500	106,272	164,772	+117,237
National Park Service	50,010	50,843	64,339	106,698	171,037	+120,194
Interior Office of Valuation Services	12,168	12,000	12,000	6,000	18,000	+6,000
Subtotal, Department of the Interior	136,063	130,124	172,839	274,367	447,206	+317,082
Interior Collaborative Landscape Planning	[40,317]	[29,451]	[52,686]	[97,480]	[150,166]	[+120,715]
Department of Agriculture						
U.S. Forest Service.....	43,525	47,500	63,000	64,673	127,673	+80,173
Agriculture Collaborative Landscape Planning	[26,000]	[12,715]	[21,020]	[27,428]	[48,448]	[+35,733]
TOTAL, FEDERAL LAND ACQUISITION	179,588	177,624	235,839	339,040	574,879	+397,255
Total, Collaborative Landscape Planning.....	[66,317]	[42,166]	[73,706]	[124,908]	[198,614]	[+156,448]
OTHER CONSERVATION GRANTS						
Department of the Interior						
Fish and Wildlife Service						
Cooperative Endangered Species						
Conservation Fund ^{2/}	27,400	27,400	50,000	50,000	100,000	+72,600
National Park Service						
State Assistance Grants ^{3/}	48,090	48,117	53,161	46,960	100,121	+52,004
Urban Parks and Recreation Fund	0	0	0	25,000	25,000	+25,000
Subtotal, Department of the Interior	75,490	75,517	103,161	121,960	225,121	+149,604
Department of Agriculture						
U.S. Forest Service						
Forest Legacy	50,965	53,000	61,000	39,000	100,000	+47,000
TOTAL, OTHER CONSERVATION GRANTS	126,455	128,517	164,161	160,960	325,121	+196,604
TOTAL, LAND AND WATER						
CONSERVATION FUND	306,043	306,141	400,000	500,000	900,000	+593,859
TOTAL, DEPARTMENT OF THE INTERIOR	211,553	205,641	276,000	396,327	672,327	+466,686
TOTAL, DEPARTMENT OF AGRICULTURE	94,490	100,500	124,000	103,673	227,673	+127,173

^{1/} The 2014 amounts for BLM, FWS, and NPS Land Acquisition exclude Repayments from Wildland Fire for 2013 borrowing.

^{2/} The 2014 and 2015 amounts include only the funding appropriated by Congress from the LWCF. The 2016 budget proposes to fund all of the Cooperative Endangered Species Conservation Fund from LWCF.

^{3/} Excludes permanent appropriations from revenues generated by leasing activities on the Outer Continental Shelf, authorized by the Gulf of Mexico Energy Security Act, and disbursed by NPS.

LAND ACQUISITION PROGRAM

LAND AND WATER CONSERVATION FUND

(current authority in thousands of dollars)

Bureau/State/Project	Acres	2016 Current
BUREAU OF LAND MANAGEMENT		
Arizona		
Ironwood Forest National Monument.....	602	1,000
California		
California Wilderness.....	625	482
Carriazo Plain National Monument.....	240	300
Panoche-Coalinga Area of Critical Environmental Concern	1,500	900
Subtotal		1,682
Colorado		
Blanca Wetlands Area of Critical Concern / Special Recreation Management Area ^{1/}	12,678	6,346
Idaho		
Lewis and Clark National Historic Trail ^{2/}	437	740
Oregon National Historic Trail / Craters of the Moon National Preserve ^{2/}	723	1,315
Sands Desert Habitat Management Area / Teton River ^{2/}	200	3,500
Thousand Springs Area of Critical Environmental Concern ^{2/}	1,783	250
Subtotal		5,805
Maryland		
Nanjemoy National Resource Management Area ^{3/}	42	191
New Mexico		
Continental Divide National Scenic Trail ^{4/}	5,227	2,300
Rio Grande del Norte National Monument ^{1/}	5,448	2,900
Subtotal		5,200
Oregon		
Cascade-Siskiyou National Monument.....	2,289	2,600
North Umpqua National Wild and Scenic River	211	2,000
Sandy River Area of Critical Environmental Concern / Oregon National Historic Trail.....	20	750
Subtotal		5,350
Utah		
Colorado Riverway Special Recreation Management Area.....	1,280	1,100
Virginia		
Meadowood Special Recreation Management Area ^{3/}	407	2,400
Wyoming		
North Platte River Special Recreation Management Area..	154	1,310

**LAND ACQUISITION PROGRAM
LAND AND WATER CONSERVATION FUND**

(current authority in thousands of dollars)

Bureau/State/Project	Acres	2016 Current
Subtotal, BLM line-item projects		30,384
Acquisition Management		2,000
Inholdings / Emergencies / Hardships		1,616
Sportsmen / Recreational Access		4,000
Subtotal, Bureau of Land Management.....		38,000
FISH AND WILDLIFE SERVICE		
Florida		
Everglades Headwaters National Wildlife Refuge and Conservation Area	1,836	4,591
Hawaii		
Hakalau National Wildlife Refuge ^{5/}	6,908	8,589
Idaho		
Camas National Wildlife Refuge ^{2/}	35	280
Gray Lake National Wildlife Refuge ^{4/}	1,156	2,500
Subtotal		2,780
Kansas		
Flint Hills Legacy Conservation Area.....	1,680	840
Maryland		
Blackwater National Wildlife Refuge ^{3/}	392	1,511
Montana		
Red Rocks Lake National Wildlife Refuge ^{2/}	2,300	1,000
Virginia		
Rappahanock River National Wildlife Refuge ^{3/}	160	1,600
Multi-State		
Bear River Watershed Conservation Area (ID / UT / WY) ...	2,469	2,000
Dakota Grassland Conservation Area (ND / SD).....	13,000	6,500
Dakota Tallgrass Prairie Wildlife Management Area (ND / SD).....	5,000	3,000
Northern Tallgrass Prairie National Wildlife Refuge (MN / IA).....	150	500
Sangre de Cristo Conservation Area (CO / NM) ^{1/}	1,282	1,000
Silvio O. Conte National Fish and Wildlife Refuge (CT / MA / NH / VT).....	1,409	2,000
Subtotal		15,000
Subtotal, FWS line-item projects		35,911

**LAND ACQUISITION PROGRAM
LAND AND WATER CONSERVATION FUND**

(current authority in thousands of dollars)

Bureau/State/Project	Acres	2016 Current
Acquisition Management		12,773
Land Protection Planning		465
Inholdings/Emergencies/Hardships		5,351
Exchanges		1,500
Sportsmen/Recreational Access		2,500
Subtotal, Fish and Wildlife Service		58,500
NATIONAL PARK SERVICE		
Alabama		
Little River Canyon National Preserve	114	625
Alaska		
Klondike Gold Rush National Historical Park	2	810
Lake Clark National Park and Preserve	500	943
Subtotal		1,753
Arizona		
Saguaro National Park	44	1,348
Colorado		
Great Sandunes National Park ^{1/}	12,518	6,852
Florida		
Fort Caroline National Memorial	4	324
Timucuan Ecological and Historic Preserve	3	110
Subtotal		434
Georgia		
Chattahoochee River National Recreation Area	21	2,123
Hawaii		
Hawaii Volcanoes National Park ^{5/}	4,701	6,000
Maine		
Acadia National Park	68	2,467
Maryland		
Piscataway Park	1	571
Massachusetts		
New England National Scenic Trail ^{4/}	115	875
Montana		
Big Hole National Battlefield ^{2/}	355	300
New Mexico		
Pecos National Historical Park	151	386

**LAND ACQUISITION PROGRAM
LAND AND WATER CONSERVATION FUND**

(current authority in thousands of dollars)

Bureau/State/Project	Acres	2016 Current
New York		
Saratoga National Historical Park.....	275	1,489
Pennsylvania		
Gettysburg National Military Park	18	285
Tennessee		
Obed Wild and Scenic River.....	451	1,204
Washington		
Ebey's Landing National Historical Reserve	165	1,450
Olympic National Park	2	1,581
Subtotal	167	3,031
West Virginia		
Gauley River National Recreation Area	873	2,617
Wisconsin		
Saint Croix National Scenic Riverway	109	223
Multi-State		
Captain John Smith Chesapeake National Historic Trail (DC/DE/MD/VA) ^{3/}	174	2,237
Subtotal, NPS line-item projects.....		34,818
Acquisition Management		9,679
Emergencies/Hardship/Relocation		3,928
Inholdings/Donations/Exchanges		4,928
American Battlefield Protection Program		8,986
Recreation Access.....		2,000
Subtotal, National Park Service		64,339
OFFICE OF THE SECRETARY		
Office of Valuation Services		12,000
TOTAL, DEPARTMENT OF THE INTERIOR		
FEDERAL LAND ACQUISITION		172,839
TOTAL, DEPARTMENT OF THE INTERIOR		
COLLABORATIVE LANDSCAPE PLANNING.....		[52,686]

^{1/} These projects are part of the Collaborative Landscape Planning for the Upper Rio Grande landscape.

^{2/} These projects are part of the Collaborative Landscape Planning for the High Divide landscape.

^{3/} These projects are part of the Collaborative Landscape Planning for the Rivers of the Chesapeake landscape.

^{4/} These projects are part of the Collaborative Landscape Planning for the National Trails landscape.

^{5/} These projects are part of the Collaborative Landscape Planning for the Islands Forests at Risk landscape.

LAND ACQUISITION PROGRAM

LAND AND WATER CONSERVATION FUND

(permanent authority in thousands of dollars)

Bureau/State/Project	Acres	2016 Permanent
BUREAU OF LAND MANAGEMENT		
Arizona		
Agua Fria National Monument	621	3,300
California		
California Wilderness.....	3,100	2,299
North Cow Mountain Recreation Area ^{1/}	880	3,250
Panoche-Coalinga Area of Critical Environmental Concern	5,460	3,800
Subtotal		9,349
Colorado		
Rio Grande Natural Area ^{2/}	17,880	3,850
Florida		
Lathrop Bayou Habitat Management Area ^{3/}	206	412
Idaho		
Henrys Lake Area of Critical Environmental Concern ^{4/}	197	296
Thousand Springs Area of Critical Environmental Concern ^{4/}	120	200
Subtotal		496
Maryland		
Nanjemoy National Resource Management Area ^{5/}	25	465
Montana		
Lewis and Clark National Historic Trail ^{6/}	4,333	4,750
Madison River Special Recreation Management Area ^{4/}	3,350	8,300
Subtotal		13,050
Oregon		
John Day National Wild and Scenic River	8,418	4,000
John Day / South Fork John Day National Wild and Scenic River ^{7/}	11,327	7,075
Sandy River Area of Critical Environmental Concern / Oregon National Historic Trail ^{7/}	100	1,000
Subtotal		12,075
Utah		
Santa Clara River / Land Hill Area of Critical Environmental Concern	158	1,900
Subtotal, BLM line-item projects.....		44,897
Acquisition Management		3,000
Inholdings / Emergencies / Hardships		1,500
Sportsmen / Recreational Access		6,000
Subtotal, Bureau of Land Management.....		55,397

**LAND ACQUISITION PROGRAM
LAND AND WATER CONSERVATION FUND**

(permanent authority in thousands of dollars)

Bureau/State/Project	Acres	2016 Permanent
FISH AND WILDLIFE SERVICE		
Arkansas		
Cache River National Wildlife Refuge.....	909	2,000
Felsenthal National Wildlife Refuge	1,208	3,000
Subtotal		5,000
California		
Grasslands Wildlife Management Area.....	269	2,000
Humboldt Bay National Wildlife Refuge ^{1/}	145	917
Sacramento River National Wildlife Refuge.....	200	2,000
Subtotal		4,917
Colorado		
Baca National Wildlife Refuge ^{2/}	6,614	3,439
Florida		
Everglades Headwaters		
National Wildlife Refuge and Conservation Area.....	1,200	3,000
St. Marks National Wildlife Refuge ^{3/}	4,800	12,000
Subtotal		15,000
Hawaii		
Hakalau National Wildlife Refuge ^{8/}	17,695	11,411
Illinois		
Cypress Creek National Wildlife Refuge	800	2,000
Kansas		
Flint Hills Legacy Conservation Area.....	2,268	1,134
Maryland		
Blackwater National Wildlife Refuge ^{5/}	498	1,900
Montana		
Montana Refuges	6,200	3,000
New Jersey		
Cape May National Wildlife Refuge.....	47	1,000
Texas		
Anahuac National Wildlife Refuge	700	1,000
Balcones Canyonlands National Wildlife Refuge	540	1,200
Lower Rio Grande Valley National Wildlife Refuge	853	1,500
Neches River National Wildlife Refuge.....	2,214	3,000
Subtotal		6,700

**LAND ACQUISITION PROGRAM
LAND AND WATER CONSERVATION FUND**

(permanent authority in thousands of dollars)

Bureau/State/Project	Acres	2016 Permanent
Virginia		
Eastern Shore of Virginia National Wildlife Refuge	150	2,000
James River National Wildlife Refuge ^{5/}	125	950
Rappahanock River National Wildlife Refuge ^{5/}	390	3,890
Rappahanock River National Wildlife Refuge - Captain John Smith National Historic Trail ^{6/}	350	3,530
Subtotal		10,370
Washington		
Nisqually National Wildlife Refuge.....	250	1,500
Ridgefield National Wildlife Refuge ^{7/}	68	260
Willapa National Wildlife Refuge ^{7/}	1,458	4,203
Subtotal		5,963
Multi-State		
Dakota Grassland Conservation Area (ND/SD).....	13,096	6,548
Dakota Tallgrass Prairie Wildlife Management Area (ND/SD)	3,333	2,000
Northern Tallgrass Prairie National Wildlife Refuge (MN/IA).....	300	1,000
Okefenokee National Wildlife Refuge (GA/FL)	1,000	2,000
Sangre de Cristo Conservation Area (CO/NM) ^{2/}	2,423	1,890
Upper Mississippi National Wildlife Refuge (IL/IA/MN/WI)	300	2,000
Subtotal		15,438
Subtotal, FWS line-item projects.....		87,272
Acquisition Management		12,000
Land Protection Planning.....		3,000
Inholdings/Emergencies/Hardships		3,000
Exchanges		1,000
Subtotal, Fish and Wildlife Service.....		106,272
NATIONAL PARK SERVICE		
Alaska		
Glacier Bay National Park and Preserve	470	2,500
Wrangell-St. Elias National Park and Preserve	10	645
Subtotal		3,145
Arizona		
Saguaro National Park	93	3,027
Hawaii		
Hawaii Volcanoes National Park ^{8/}	16,456	13,000

**LAND ACQUISITION PROGRAM
LAND AND WATER CONSERVATION FUND**

(permanent authority in thousands of dollars)

Bureau/State/Project	Acres	2016 Permanent
Idaho		
City of Rocks National Reserve	229	535
Mississippi		
Natchez National Historical Park.....	12	833
Nebraska		
Niobrara National Scenic River	20	2,060
New York		
Upper Delaware Scenic and Recreational River	20	550
Tennessee		
Shiloh National Military Park.....	30	300
Texas		
Palo Alto Battlefield National Historical Park.....	1,354	2,625
Virginia		
Appalachian National Scenic Trail ^{5/}	69	3,000
Cedar Creek and Belle Grove National Historical Park ^{5/} ..	124	500
Fredericksburg and Spotsylvania National Military Park ^{5/}	432	1,814
Subtotal		5,314
Washington		
Olympic National Park	6	2,833
West Virginia		
New River Gorge National River	106	368
Wyoming		
Grand Teton National Park	640	45,100
Multi-State		
Captain John Smith Chesapeake		
National Historic Trail (DC/DE/MD/VA) ^{5/}	608	5,178
Subtotal, NPS line-item projects.....		84,868
Acquisition Management.....		4,000
Emergencies/Hardships/Relocations		6,000
Inholdings/Donations/Exchanges		6,800
American Battlefield Protection Program		4,530
Recreation Access.....		500
Subtotal, National Park Service		106,698

**LAND ACQUISITION PROGRAM
LAND AND WATER CONSERVATION FUND**

(permanent authority in thousands of dollars)

Bureau/State/Project	Acres	2016 Permanent
OFFICE OF THE SECRETARY		
Office of Valuation Services		6,000
TOTAL, DEPARTMENT OF THE INTERIOR		
FEDERAL LAND ACQUISITION		274,367
TOTAL, DEPARTMENT OF THE INTERIOR		
COLLABORATIVE LANDSCAPE PLANNING.....		[97,480]

^{1/} These projects are part of the Collaborative Landscape Planning for the Northern Coastal California landscape.

^{2/} These projects are part of the Collaborative Landscape Planning for the Upper Rio Grande landscape.

^{3/} These projects are part of the Collaborative Landscape Planning for the Florida-Georgia LLP landscape.

^{4/} These projects are part of the Collaborative Landscape Planning for the High Divide landscape.

^{5/} These projects are part of the Collaborative Landscape Planning for the Rivers of the Chesapeake landscape.

^{6/} These projects are part of the Collaborative Landscape Planning for the National Trails landscape.

^{7/} These projects are part of the Collaborative Landscape Planning for the Pathways to the Pacific landscape.

^{8/} These projects are part of the Collaborative Landscape Planning for the Islands Forests at Risk landscape.

MAINTAINING AMERICA'S HERITAGE ^{1/}

(in thousands of dollars)

Bureau/Account/Program	2014 Actual	2015 Enacted	2016 ^{2/} Request	Change
MAINTENANCE				
Bureau of Land Management				
Management of Land and Resources	65,632	65,632	70,329	+4,697
Oregon and California Grant Lands	10,063	9,517	9,602	+85
Recreation Fee Program	5,590	6,185	7,200	+1,015
Subtotal, Bureau of Land Management	81,285	81,334	87,131	+5,797
U.S. Geological Survey				
Surveys, Investigations, and Research	34,742	35,732	38,912	+3,180
Fish and Wildlife Service				
Resource Management	149,930	152,795	163,156	+10,361
Recreation Fee Program	1,249	2,458	1,922	-536
Subtotal, Fish and Wildlife Service	151,179	155,253	165,078	+9,825
National Park Service				
Operation of the National Park System	355,733	367,595	507,823	+140,228
Recreation Fee Program	59,500	84,000	84,500	+500
Subtotal, National Park Service	415,233	451,595	592,323	+140,728
Indian Affairs				
Operation of Indian Programs	145,515	146,067	168,318	+22,251
Department-wide Programs				
Wildland Fire Management	6,127	6,127	10,000	+3,873
SUBTOTAL, MAINTENANCE	834,081	876,108	1,061,762	+185,654
CONSTRUCTION				
Fish and Wildlife Service	15,722	15,687	20,812	+5,125
National Park Service ^{3/}	137,461	138,339	250,967	+112,628
Indian Affairs	110,124	128,876	188,973	+60,097
SUBTOTAL, CONSTRUCTION	263,307	282,902	460,752	+177,850
Total, Department of the Interior	1,097,388	1,159,010	1,522,514	+363,504
TOTALS BY BUREAU				
Bureau of Land Management	81,285	81,334	87,131	+5,797
U.S. Geological Survey	34,742	35,732	38,912	+3,180
Fish and Wildlife Service	166,901	170,940	185,890	+14,950
National Park Service ^{3/}	552,694	589,934	843,290	+253,356
Indian Affairs	255,639	274,943	357,291	+82,348
Department-wide Programs, Wildland Fire Mgmt	6,127	6,127	10,000	+3,873
TOTAL, DEPARTMENT OF INTERIOR	1,097,388	1,159,010	1,522,514	+363,504

^{1/} Table excludes Department of Transportation funding.^{2/} Amounts for 2016 do not reflect permanent funding proposed for the Centennial initiative, which includes \$300.0 million in NPS Construction, \$100.0 million in Centennial Challenge, and \$100.0 million in the Public Lands Centennial Fund.^{3/} Amounts for 2014 for FWS and NPS exclude repayments from Wildland Fire for 2013 borrowing.

CONSTRUCTION PROGRAM

INTERIOR, ENVIRONMENT, AND RELATED AGENCIES

(in thousands of dollars)

Bureau/State/Project	Estimated Cost	Through 2015	2016 Request
FISH AND WILDLIFE SERVICE			
Arizona			
Williams Creek National Fish Hatchery			
Demolish Residence 1.	60	0	60
Demolish Residence 3.	78	0	78
California			
San Pablo Bay National Wildlife Refuge			
Restore Sears Point levees.	1,125	0	1,125
Georgia			
Warm Springs National Fish Hatchery			
Replace fish holding house.	1,800	0	1,800
Illinois			
Crab Orchard National Wildlife Refuge			
Repair concrete at three dams, phase I.	1,000	0	600
Demolish buildings, phase II.	772	410	362
Kentucky			
Wolf Creek National Fish Hatchery			
Replace oxygenation system.	1,168	0	1,168
New Mexico			
Valle de Oro National Wildlife Refuge			
Construct visitor center.	6,521	0	3,458
Oklahoma			
Tishomingo National Fish Hatchery			
Demolish Residence 1.	60	0	60
Oregon			
Clark R. Bavin National Fish and Wildlife Forensics Lab			
Replace leased space with secured storage building.	2,950	0	450
Julia Butler Hansen National Wildlife Refuge			
Rehabilitate outer dike.	842	0	842
Warm Springs National Fish Hatchery			
Repair sand filters and intake.	896	160	736
South Dakota			
Gavins Point National Fish Hatchery			
Replace drum filter and variable frequency drive.	600	0	600
Multi-State			
Perform seismic safety inspections.	1,075	430	215

CONSTRUCTION PROGRAM
INTERIOR, ENVIRONMENT, AND RELATED AGENCIES
(in thousands of dollars)

Bureau/State/Project	Estimated Cost	Through 2015	2016 Request
Servicewide			
Dam and Bridge Safety			
Dam Safety Program Inspections			1,113
Bridge Safety Program Inspections			739
Seismic Safety			120
National Engineering Services			
Core Engineering Services			6,188
Environmental Compliance Management			998
Waste Prevention and Recycling			100
Subtotal, Servicewide			9,258
TOTAL, FISH AND WILDLIFE SERVICE			20,812
 NATIONAL PARK SERVICE			
Alabama			
Horseshoe Bend National Military Park			
Rehabilitate visitor center museum.	1,105	0	1,105
Selma to Montgomery National Historic Trail			
Rehabilitate Selma Interpretive Center and provide exhibits and interpretive media.	3,000	0	3,000
Alaska			
Denali National Park and Preserve			
Rehabilitate Toklat utility infrastructure.	4,037	421	3,616
Katmai National Park and Preserve			
Replace floating bridge and access trail with elevated bridge and walkway completion.	7,526	5,291	2,235
Construct South Side elevated boardwalk at Brooks Camp.	2,961	159	2,802
Arkansas			
Buffalo National River			
Replace existing Buffalo Point waste water treatment plants.	1,794	97	1,697
California			
Golden Gate National Recreation Area			
Stabilize and repair exterior walls of the Alcatraz Cellhouse for visitor and resource protection, phase II.	24,521	14,567	9,954
Yosemite National Park			
Rehabilitate El Portal sanitary sewer, phase I.	19,503	688	4,886
Replace leaking portions of water distribution system in Mariposa Grove.	1,819	99	1,720

CONSTRUCTION PROGRAM
INTERIOR, ENVIRONMENT, AND RELATED AGENCIES
(in thousands of dollars)

Bureau/State/Project	Estimated Cost	Through 2015	2016 Request
Colorado			
Curecanti National Recreation Area Rehabilitate Elk Creek visitor center for visitor safety, accessibility, and operational needs.	1,958	0	1,958
Mesa Verde National Park Reconstruct Cedar Tree and Far View waste water facilities to meet an EPA Consent Order.	2,499	43	2,456
District of Columbia			
Chesapeake and Ohio Canal National Historical Park Rehabilitate lift lock number 3 in Georgetown.	4,235	0	4,235
National Mall and Memorial Parks Install irrigation, drainage, water collection system, and re-landscape National Mall, completion.	43,323	38,128	5,195
Rehabilitate the Lincoln Memorial to provide accessible spaces, restrooms, and pathways.	2,483	0	2,483
Rehabilitate water conveyance systems for emergency and potable water supply.	11,183	0	11,183
Florida			
Dry Tortugas National Park Stabilize bastions 1, 2, and 3 of Fort Jefferson.	11,533	4,915	6,618
Georgia			
Martin Luther King, Jr., National Historic Site Rehabilitate historic cottages 530 and 491 on Auburn Avenue and reroof Ebenezer Church and seven historic houses.	4,117	0	4,117
Massachusetts			
Cape Cod National Seashore Demolish structures to correct safety hazards at Highlands Center, completion.	1,601	1,343	258
Mississippi			
Vicksburg National Military Park Stabilize Mint Spring Bayou to protect the National Cemetery.	1,588	86	1,502
Montana			
Glacier National Park Correct critical health and safety hazards at Many Glacier Hotel Lobby and South Bridge.	16,040	8,284	7,156

CONSTRUCTION PROGRAM
INTERIOR, ENVIRONMENT, AND RELATED AGENCIES
(in thousands of dollars)

Bureau/State/Project	Estimated Cost	Through 2015	2016 Request
New Mexico			
Bandelier National Monument Replace Frijoles Canyon section of the primary electrical system.	5,914	776	5,138
Old Santa Fe Trail Building Rehabilitate building exterior envelope and historic elements.	1,991	0	1,991
New York			
Gateway National Recreation Area Replace primary electrical cables on Floyd Bennett Field.	5,729	135	5,594
Vanderbilt Mansion National Historic Site Rehabilitate mansion foundation and support walls.	5,275	0	5,275
North Carolina			
Cape Hatteras National Seashore Rehabilitate Wright Brothers visitor center.	7,142	318	6,824
Ohio			
Perry's Victory and International Peace Memorial Repoint exterior mortar joints of the Memorial.	9,643	1,082	8,561
Pennsylvania			
Valley Forge National Historical Park Rehabilitate the visitor center for energy efficiency, safety, and accessibility.	5,724	0	5,724
Puerto Rico			
San Juan National Historic Site Preserve Santa Elena and San Agustin bastions, phase II.	6,287	2,393	1,947
Utah			
Timpanogos Cave National Monument Replace visitor center contact trailer with smaller, safer, and sustainable facility.	2,464	316	2,148
Wyoming			
Grand Teton National Park Protect public health by replacing water and waste water systems at Moose headquarters area.	15,454	1,506	13,948
Yellowstone National Park Provide seismic stabilization of lobby, porte cochere, and map room of the Mammoth Hotel.	9,406	738	8,668

CONSTRUCTION PROGRAM
INTERIOR, ENVIRONMENT, AND RELATED AGENCIES
(in thousands of dollars)

Bureau/State/Project	Estimated Cost	Through 2015	2016 Request
Multi-State			
Cape Hatteras National Seashore, Fredericksburg and Spotsylvania County Battlefields Memorial National Military Park, and Chesapeake and Ohio Canal National Historical Park Demolish Frisco Pier and nine other deteriorated assets in three parks. (MD, NC, VA)	1,454	0	1,454
Cedar Creek and Belle Grove National Historical Park, Guilford Courthouse National Military Park Demolish seventeen structures to restore historic battlefield landscape. (NC, VA)	982	0	982
Southeast Regional Office Demolish and remove excess and failing structures. (FL, GA, KY, NC, SC, TN)	2,247	341	1,906
Wrangell-St. Elias National Park and Preserve, Saguaro National Park, Death Valley National Park, Mojave National Preserve, Obed Wild and Scenic River Mitigate public safety hazards at priority abandoned mineral lands sites on park lands. (AK, AR, CA, TN)	5,008	0	5,008
Servicewide			
Special Programs			
Emergency /Unscheduled			3,855
Housing Improvement Program			2,200
Dam Safety			1,248
Equipment Replacement			13,500
Subtotal, Special Programs			20,803
Construction Planning			16,520
Construction Program Management and Operations			48,330
Management Planning			11,970
Subtotal, Servicewide			97,623
TOTAL, NATIONAL PARK SERVICE			250,967

CONSTRUCTION PROGRAM
INTERIOR, ENVIRONMENT, AND RELATED AGENCIES
(in thousands of dollars)

Bureau/State/Project	Estimated Cost	Through 2015	2016 Request
INDIAN AFFAIRS			
<i>Education Construction</i>			
Replacement School			
Replace Schools in accordance with an established priority list.			45,504
Arizona			
Cove Day School			
Little Singer Community School			
Maine			
Beatrice Rafferty			
Replacement Facility Construction			11,935
Employee Housing Repair			
Repair critical life safety related deficiencies in employee housing.			
Multiple States			
Multiple Facilities			6,565
Demolition			1,000
Facilities Improvement and Repair			
Repair critical life safety items, consolidate or close under-utilized facilities, and repair education facilities for BIE-funded schools.			
Multiple States			
Program Management			5,291
Major Improvement and Repair			17,707
Special Programs			45,243
<i>Subtotal, Education Construction</i>			<hr/> 133,245
<i>Public Safety and Justice Construction</i>			
Facilities Improvement and Repair			
Address detention facilities improvement and repair needs, with emphasis on critical health and safety items identified in safety reports.			
Multiple States			
Minor Improvement and Repair			2,206
Condition Assessments			288
Emergency Repair			370
Environmental Projects			547
Portable Offices for Law Enforcement			961

CONSTRUCTION PROGRAM
INTERIOR, ENVIRONMENT, AND RELATED AGENCIES
(in thousands of dollars)

Bureau/State/Project	Estimated Cost	Through 2015	2016 Request
Detention Center Employee Housing			
Construct employee housing.			3,194
Montana			
Northern Cheyenne Detention Center-Lame Deer			
New Mexico			
Mescalero Detention Center			
Utah			
Uintah and Ouray Detention Center			
Advance Planning and Design			300
Fire Protection and Safety Coordination			
Procure fire trucks and equipment and install fire sprinklers and fire and smoke alarms in dormitories, detention centers, and other buildings.			
Multiple States			
Fire Protection			3,274
Fire Safety Coordination			166
<i>Subtotal, Public Safety and Justice Construction</i>			<i>11,306</i>
Resources Management Construction			
Irrigation Project Construction			
New Mexico			
Navajo Indian Irrigation Project			3,392
Multiple States			
Irrigation Projects - Rehabilitation			2,612
Engineering and Supervision			2,072
Survey and Design			292
Federal Power Compliance			641

CONSTRUCTION PROGRAM
INTERIOR, ENVIRONMENT, AND RELATED AGENCIES
(in thousands of dollars)

Bureau/State/Project	Estimated Cost	Through 2015	2016 Request
Safety of Dams Projects			
Rehabilitation - Expedited Actions			15,500
Montana			
Mission Dam			
New Mexico			
Red Lake Dam			
North Dakota			
Belcourt Dam			
Gordon Dam			
Multiple States			
Expedited Issues - Mitigation of High Risks Failure Modes			406
Issues Evaluations			230
Security			316
Emergency Management Systems			1,915
Safety of Dams Inspection and Evaluations			1,966
Program Coordination			3,224
Dam Maintenance			1,922
<i>Subtotal, Resources Management Construction</i>			34,488
Other Program Construction, Improvement, and Repair			
Telecommunications Improvement and Repair			
Multiple States			856
Facilities Quarters Improvement and Repair			
Multiple States			
Condition Assessments			41
Emergency Repair			200
Environmental Projects			350
Minor Improvement and Repairs			580
Construction Program Management			
Multiple States			
Facilities Management Information System			1,500
Program Management			6,407
<i>Subtotal, Other Program Construction, Improvement, and Repair</i>			9,934
TOTAL, INDIAN AFFAIRS			188,973

CONSTRUCTION PROGRAM
ENERGY AND WATER DEVELOPMENT
(in thousands of dollars)

Bureau/State/Project	Estimated Cost	Through 2015	2016 Request
BUREAU OF RECLAMATION ^{1/}			
Arizona			
Central Arizona Project			
Eagle Creek fish barrier installation.	1,148	72	41
Redfield Canyon fish barrier installation.	2,200	878	847
Westfork fish barrier installation.	1,408	673	735
Colorado River Front Work and Levee System			
River mile 151.5 bankline stabilization.	198	0	198
River mile 166 bankline stabilization.	416	18	17
Arizona/California			
Colorado River wash fan control structures.	6,438	1,504	1,337
California			
Coleman Fish Hatchery			
Modify traveling fish screen.	1,798	1,658	140
Delta-Mendota Canal			
Replace Staten Island and San Andreas water quality monitoring stations.	1,070	50	1,020
Folsom Dam			
Folsom switchyard UHA replacement.	3,801	3,021	730
Radial gate drivetrain overhaul.	500	460	40
Gianelli Pumping/Generating Plant			
Replace/refurbish eight butterfly valves and replace windings on eight units.	75,000	25,000	5,000
JF Carr Power Plant, Trinity Powerplant, Spring Creek Powerplant			
Replace station service transformers.	3,240	750	2,490
Keswick Dam and Powerplant			
Main unit transformer buss replacement.	4,393	2,894	1,459
Brail fish trap replacement.	350	95	255
Refurbish and modernize Gantry crane.	2,200	114	60
Nimbus Dam			
Radial gate attachment and repairs.	20,023	12,251	1,358
Shasta Powerplant			
Governor oil pumps replacement.	1,500	0	400
Tracy Fish Facility			
New well water system.	273	83	190
Trash rake monorail structure enhancement.	441	151	250
Trinity Dam			
Fixed wheel gate overhaul.	11,680	5,527	3,840
Whiskeytown Dam			
Downstream outlet tunnel conduit and auxiliary electrical system replacement.	800	240	530
Temperature curtain replacement.	2,612	72	2,540

CONSTRUCTION PROGRAM
ENERGY AND WATER DEVELOPMENT
(in thousands of dollars)

Bureau/State/Project	Estimated Cost	Through 2015	2016 Request
Colorado			
Orchard Mesa Irrigation District Canal automation and system improvements.	16,500	12,300	2,018
New Mexico			
Navajo-Gallup Water Supply Project construction.	1,109,212	385,844	89,663
Pojoaque Basin Regional Water System Aamodt litigation settlement.	226,975	78,089	6,000
Safety of Dams			
California			
Folsom Dam ^{2/}	326,000	308,467	5,000
Wyoming			
Glendo Dam	65,000	62,314	1,000
TOTAL, BUREAU OF RECLAMATION			127,158
CENTRAL UTAH PROJECT COMPLETION ACT			
Central Utah Project	845,566	539,721	3,572
TOTAL, CENTRAL UTAH PROJECT COMPLETION ACT			3,572

^{1/} Projects include only construction funding and therefore may differ from funding amounts shown in the Highlights of Budget Changes section of this volume.

^{2/} Project also obtained funding through the American Recovery and Reinvestment Act of 2009.

RECREATION FEE PROGRAM

(in thousands of dollars)

Bureau	2014 Actual	2015 Estimate	2016 Estimate
BUREAU OF LAND MANAGEMENT			
Unobligated Balance Brought Forward and Recoveries	14,116	14,852	15,320
Plus: Fee Revenues	+17,673	+19,653	+19,183
America the Beautiful Pass	[800]	[800]	[800]
Less: Funds Obligated	-16,937	-19,185	-21,630
Unobligated Balance	14,852	15,320	12,873
Total Expenditures (outlays).....	16,977	17,764	19,418
<i>Obligations by Type of Project</i>			
Asset Repair and Maintenance			
Facilities Routine and Annual Maintenance.....	4,742	5,000	5,500
Facilities Capital Improvements.....	169	185	200
Facilities Deferred Maintenance.....	679	1,000	1,500
Subtotal, Asset Repair and Maintenance	5,590	6,185	7,200
Interpretation and Visitor Services	5,421	6,000	6,130
Habitat Restoration	848	800	850
Law Enforcement	2,372	2,800	3,000
Direct Operation Costs - Cost of Collection	508	400	450
Fee Management Agreement and Reservation Services.....	847	1,000	1,500
Administration, Overhead, and Indirect Costs.....	1,351	2,000	2,500
Total Obligations	16,937	19,185	21,630
FISH AND WILDLIFE SERVICE			
Unobligated Balance Brought Forward and Recoveries	5,897	7,008	5,595
Plus: Fee Revenues	+5,055	+5,100	+5,173
America the Beautiful Pass	[415]	[425]	[425]
Less: Funds Obligated	-3,944	-6,513	-5,688
Unobligated Balance	7,008	5,595	5,080
Total Expenditures (outlays).....	4,142	5,000	5,400
<i>Obligations by Type of Project</i>			
Asset Repair and Maintenance			
Facilities Routine and Annual Maintenance.....	771	1,106	835
Facilities Capital Improvements.....	165	905	883
Facilities Deferred Maintenance.....	313	447	204
Subtotal, Asset Repair and Maintenance	1,249	2,458	1,922
Interpretation and Visitor Services	1,404	2,030	1,798
Habitat Restoration	95	144	169
Law Enforcement	347	473	408
Direct Operation Costs - Cost of Collection	445	958	941
Fee Management Agreement and Reservation Services.....	61	75	75
Administration, Overhead, and Indirect Costs	343	375	375
Total Obligations	3,944	6,513	5,688

RECREATION FEE PROGRAM
(in thousands of dollars)

Bureau	2014 Actual	2015 Estimate	2016 Estimate
NATIONAL PARK SERVICE ^{1/}			
Unobligated Balance Brought Forward and Recoveries	133,072	159,860	147,789
Plus: Fee Revenues	+185,354	+187,929	+192,473
America the Beautiful Pass	[26,000]	[25,000]	[25,000]
Less: Funds Obligated	-158,566	-200,000	-200,000
Unobligated Balance	159,860	147,789	140,262
 Total Expenditures (outlays).....	 157,160	 188,000	 189,000
<i>Obligations by Type of Project</i>			
Asset Repair and Maintenance			
Facilities Routine and Annual Maintenance.....	5,500	5,500	5,500
Facilities Capital Improvements.....	4,000	8,500	9,000
Facilities Deferred Maintenance.....	50,000	70,000	70,000
Subtotal, Asset Repair and Maintenance	59,500	84,000	84,500
Interpretation and Visitor Services	32,000	45,000	43,000
Habitat Restoration	14,000	14,000	15,000
Law Enforcement	1,000	3,500	3,500
Direct Operation Costs - Cost of Collection	33,132	36,500	37,000
Fee Management Agreement and Reservation Services.....	8,934	7,000	7,000
Administration, Overhead, and Indirect Costs.....	10,000	10,000	10,000
Total Obligations	158,566	200,000	200,000
 BUREAU OF RECLAMATION			
Unobligated Balance Brought Forward and Recoveries	1,470	787	0
Plus: Fee Revenues	+2	+459	+490
Less: Funds Obligated	-685	-1,246	-490
Unobligated Balance	787	0	0
 Total Expenditures (outlays).....	 399	 1,368	 484
<i>Obligations by Type of Project</i>			
Visitor Services.....	685	1,246	490
Total Obligations	685	1,246	490

^{1/} The above information represents accounting changes per the Federal Lands Recreation Enhancement Act that combine Recreation Fee, National Park Pass, America the Beautiful Pass, and Deed Restricted revenues when reporting obligations and unobligated balances for the Recreation Fee program. This table does not include other programs administered under the Recreation Fee Permanent account such as the Transportation Systems Fund, and the Payment of Tax Losses on Land Acquired at Grand Teton National Park.

INVASIVE SPECIES

(in thousands of dollars)

Bureau/Grant or Payment	2014 Actual	2015 Estimate	2016 Estimate	Change
BUREAU OF LAND MANAGEMENT				
Prevention	1,400	1,400	1,400	0
Early Detection/ Rapid Response	5,805	5,805	5,455	-350
Control and Management	7,000	7,000	6,800	-200
Restoration	1,500	1,500	1,400	-100
Education and Public Awareness	300	300	300	0
Leadership/ International Cooperation	600	600	500	-100
Subtotal, Bureau of Land Management	16,605	16,605	15,855	-750
BUREAU OF RECLAMATION				
Prevention	549	585	455	-130
Early Detection/ Rapid Response	1,441	1,490	1,407	-83
Control and Management	1,262	1,356	1,435	+79
Restoration	131	153	150	-3
Research	2,604	1,819	1,771	-48
Education and Public Awareness	344	368	313	-55
Leadership/ International Cooperation	4	5	3	-2
Subtotal, Bureau of Reclamation	6,335	5,776	5,534	-242
U.S. GEOLOGICAL SURVEY				
Early Detection/ Rapid Response	1,145	1,145	1,145	0
Research	13,074	17,109	19,560	+2,451
Subtotal, U.S. Geological Survey	14,219	18,254	20,705	+2,451
FISH AND WILDLIFE SERVICE				
Prevention	4,619	6,537	8,733	+2,196
Early Detection/ Rapid Response	4,406	4,682	4,682	0
Control and Management	11,588	12,964	13,961	+997
Restoration	4,397	2,682	2,682	0
Subtotal, Fish and Wildlife Service	25,010	26,865	30,058	+3,193
NATIONAL PARK SERVICE				
Control and Management	18,645	18,645	18,645	0
BUREAU OF INDIAN AFFAIRS				
Prevention	350	350	350	0
Early Detection/ Rapid Response	456	456	456	0
Control and Management	5,016	5,018	5,023	+5
Restoration	100	100	100	0
Research	840	840	840	0
Subtotal, Bureau of Indian Affairs	6,762	6,764	6,769	+5
OFFICE OF INSULAR AFFAIRS				
Prevention	470	660	660	0
Early Detection/ Rapid Response	300	300	300	0
Control and Management	945	870	870	0
Restoration	190	0	0	0
Research	1,458	1,500	1,000	-500
Leadership/ International Cooperation	137	170	170	0
Subtotal, Office of Insular Affairs	3,500	3,500	3,000	-500

INVASIVE SPECIES
(in thousands of dollars)

Bureau/Grant or Payment	2014 Actual	2015 Estimate	2016 Estimate	Change
OFFICE OF THE SECRETARY				
Early Detection/Rapid Response	0	0	1,500	+1,500
National Invasive Species Council	1,170	1,191	1,202	+11
Invasive Species Coordinator	214	215	218	+3
Subtotal, Office of the Secretary	1,384	1,406	2,920	+1,514
TOTAL, DEPARTMENT OF THE INTERIOR.....	92,460	97,815	103,486	+5,671
SUMMARY BY CATEGORY				
Prevention	7,388	9,532	11,598	+2,066
Early Detection/Rapid Response	13,553	13,878	14,945	+1,067
Control and Management	44,456	45,853	46,734	+881
Restoration	6,318	4,435	4,332	-103
Research	17,976	21,268	23,171	+1,903
Education and Public Awareness	644	668	613	-55
Leadership/International Cooperation	741	775	673	-102
Administration	1,384	1,406	1,420	+14
TOTAL, DEPARTMENT OF THE INTERIOR.....	92,460	97,815	103,486	+5,671

GRANTS AND PAYMENTS

(in thousands of dollars)

Bureau/Grant or Payment	2014 Actual	2015 Estimate	2016 Estimate	Change
BUREAU OF LAND MANAGEMENT				
General Fund Payment to Counties ^{1/}	21,952	0	0	0
Payments to States and Counties from Shared				
Receipts including Payments from NV Land Sales...	25,969	37,704	22,063	-15,641
OFFICE OF SURFACE MINING				
Abandoned Mine Reclamation State Grants ^{2/}	298,318	226,545	385,300	+158,755
State and Tribal Regulatory Grants	68,590	68,590	65,461	-3,129
BUREAU OF RECLAMATION				
Boulder Canyon Project Payments to AZ, NV	600	600	600	0
Title XVI Water Reclamation and Reuse Program	21,500	21,500	20,000	-1,500
WaterSMART Grants	19,000	19,000	23,365	+4,365
FISH AND WILDLIFE SERVICE				
Boating Infrastructure Grants	11,446	12,144	12,524	+380
Clean Vessel Act Grants	11,446	12,144	12,524	+380
Coastal Wetlands Conservation	31,762	33,698	34,754	+1,056
Cooperative Endangered Species Conservation Fund				
Current Funds	50,095	50,095	50,000	-95
Permanent Funds	0	0	50,000	+50,000
Subtotal, CESCOF	50,095	50,095	100,000	+49,905
Federal Aid in Wildlife Restoration Payments				
to States	761,227	800,495	575,628	-224,867
Fish Commission and Boating Council	1,174	1,199	1,287	+88
Hunter Education and Safety Grant Program	7,832	7,992	8,584	+592
Multi-State Conservation Grant Program	5,874	5,994	6,438	+444
Multinational Species Conservation Fund ^{3/}	9,061	9,061	11,061	+2,000
National Fish and Wildlife Foundation	7,022	7,022	7,022	0
National Outreach Program	11,446	12,144	12,524	+380
National Wildlife Refuge Fund (current and permanent)	20,198	21,152	8,584	-12,568
Neotropical Migratory Bird Conservation ^{3/}	3,660	3,660	4,160	+500
North American Wetlands Conservation Fund	34,145	34,145	34,145	0
Sport Fish Restoration, Apportionment to States	326,207	346,096	356,939	+10,843
State and Tribal Wildlife Grants ^{3/}	58,695	58,695	70,000	+11,305
NATIONAL PARK SERVICE				
American Battlefield Program Matching Grants				
LWCF	8,986	8,986	8,986	0
Non-LWCF	1,198	1,198	1,198	0
Subtotal, American Battlefield				
Program Matching Grants	10,184	10,184	10,184	0
Challenge Cost Share	386	386	10,386	+10,000
Chesapeake Bay Gateway Grants	1,997	1,999	2,014	+15

GRANTS AND PAYMENTS
(in thousands of dollars)

Bureau/Grant or Payment	2014 Actual	2015 Estimate	2016 Estimate	Change
Heritage Partnership Program.....	18,289	19,339	8,953	-10,386
Historic Preservation Grants				
Indian Tribes.....	8,985	8,985	9,985	+1,000
States and Territories.....	46,925	46,925	46,925	0
Competitive Grants, Under Represented				
Communities.....	500	500	500	0
Competitive Grants, Civil Rights	0	0	30,000	+30,000
Historically Black Colleges and Universities	0	0	2,500	+2,500
Subtotal, Historic Preservation Fund Grants	56,410	56,410	89,910	+33,500
Japanese-American Confinement Site Grants	2,905	2,905	2,905	0
LWCF State Conservation Grants				
Current Funds	45,000	45,000	50,000	+5,000
Permanent Funds.....	0	0	46,960	+46,960
Permanent Funds, Oil Lease Revenues ^{3/}	1,433	814	69	-745
Subtotal, State Conservation Grants	46,433	45,814	97,029	+51,215
Native American Graves Protection Act Grants	1,657	1,657	1,657	0
Urban Park Recreation and Recovery Grants				
Permanent Funds.....	0	0	25,000	+25,000
OFFICE OF THE SECRETARY - OFFICE OF				
NATURAL RESOURCES REVENUE				
Cooperative and Delegated Audits of Oil and Gas				
Operations	12,327	12,327	12,327	0
Mineral Revenue Payments to States ^{4/}	2,183,890	1,893,117	1,964,996	+71,879
Geothermal Payments to Counties.....	4,088	4,270	0	-4,270
Qualified OCS Revenue Payments to				
Gulf of Mexico States	4,298	291	207	-84
OFFICE OF INSULAR AFFAIRS				
American Samoa	22,752	22,752	22,752	0
Brown Treesnake.....	3,500	3,500	3,000	-500
Compact of Free Association (<i>permanent</i>)	209,825	212,395	258,626	+46,231
Compact of Free Association (<i>current</i>)	16,465	16,465	3,318	-13,147
Coral Reef Initiative.....	1,000	1,000	1,000	0
Covenant Grants	27,720	27,720	27,720	0
Maintenance Assistance Fund	1,081	1,081	5,000	+3,919
Return Federal Taxes to Guam and Virgin Islands	346,277	282,000	282,000	0
General Technical Assistance	14,504	14,504	24,239	+9,735
Compact Impact (<i>current</i>)	3,000	3,000	1,344	-1,656
Empowering Insular Communities.....	2,971	2,971	4,421	+1,450

GRANTS AND PAYMENTS
(in thousands of dollars)

Bureau/Grant or Payment	2014 Actual	2015 Estimate	2016 Estimate	Change
DEPARTMENT-WIDE PROGRAMS				
Payments in Lieu of Taxes <i>(current and permanent)</i>	437,321	405,000	489,000	+84,000
TOTAL, DEPARTMENT OF THE INTERIOR.....	5,236,499	4,830,762	5,120,951	+290,189

^{1/} The budget assumes a five-year reauthorization of the Secure Rural School Act in 2015 with funding through permanent appropriations in the USDA Forest Service Appropriations.

^{2/} Includes proposals to advance abandoned coal mine reclamation and economic revitalization of communities and to terminate payments to certified States and Tribes in 2016.

^{3/} Amounts shown include administrative costs.

^{4/} Payments include Mineral Leasing Associated Payments, National Forest Fund Payments to States, Payments to States from Lands Acquired for Flood Control, Navigation and Allied Purposes, National Petroleum Reserve – Alaska, royalty payments to Oklahoma and late interest payments. Payments in all years are reduced by the Net Receipts Sharing provision made permanent in the Bipartisan Budget Act of 2013. Amounts for 2015 reflect estimated payments after sequestration reduction required by the Budget Control Act of 2013. All years exclude payments made to coastal States and counties under Section 8(g) of the Outer Continental Shelf Lands Act, the Gulf of Mexico Energy Security Act of 2006, the BLM Rights of Way Payments, and Geothermal Revenue Sharing Payments to Counties under the Energy Policy Act of 2005.

RECEIPTS BY SOURCE CATEGORY

(in thousands of dollars)

Source Category	2014 Actual	2015 Estimate	2016 Estimate	Change
OFFSETTING RECEIPTS				
Onshore Energy Mineral Leasing				
Rents and Bonuses				
Oil and Gas.....	200,683	241,791	241,073	-718
Coal	452,047	457,788	385,842	-71,946
Geothermal.....	2,142	1,452	1,466	+14
Oil Shale.....	2	0	0	0
All Other	351	22	22	0
Adjustments ^{1/}	283	0	0	0
Royalties				
Oil and Gas.....	3,287,786	2,299,319	2,303,740	+4,421
Coal	703,045	668,737	657,918	-10,819
Geothermal.....	14,728	11,393	11,584	+191
All Other	91,845	102,770	102,770	0
Adjustments ^{1/}	-116,114	0	0	0
Subtotal, Onshore Energy Mineral Leasing	4,636,798	3,783,272	3,704,415	-78,857
Non-Competitive Filing Fees	122	60	47,560	+47,500
Grazing Fees	14,595	13,348	10,297	-3,051
Timber Fees	44,951	46,839	35,139	-11,700
Recreation Entrance / Use Fees	227,278	228,494	231,285	+2,791
Park Concession Special Accounts and Other Fees	152,788	144,649	145,430	+781
Rent of Land and Structures.....	79,578	86,908	82,091	-4,817
Sale of Land, Water, Power, Helium, Buildings, etc.....	246,902	403,956	424,137	+20,181
Offsetting Earnings on Investments.....	57,821	50,914	78,835	+27,921
All Other Offsetting Receipts	596,027	579,690	639,004	+59,314
Subtotal, Offsetting Receipts	6,056,860	5,338,130	5,398,193	+60,063
UNDISTRIBUTED PROPRIETARY RECEIPTS				
OCS Mineral Leasing				
Rents and Bonuses.....	1,211,245	895,527	840,501	-55,026
Royalties.....	6,177,396	5,527,109	6,602,884	+1,075,775
Oil and Gas Reform.....	0	0	50,000	+50,000
Subtotal, OCS Mineral Leasing.....	7,388,641	6,422,636	7,493,385	+1,070,749
Escrow Payout Interest	28,697	2,719	17,154	+14,435
Subtotal, Undistributed Proprietary Receipts.....	7,417,338	6,425,355	7,510,539	+1,085,184
NON-OFFSETTING GOVERNMENTAL RECEIPTS				
Mined Land Reclamation Fees.....	202,872	208,669	197,645	-11,024
All Other Non-Offsetting Receipts.....	59,536	149,000	99,000	-50,000
Subtotal, Non-Offsetting Governmental Receipts.....	262,408	357,669	296,645	-61,024
UNDISTRIBUTED INTERFUND RECEIPTS				
Non-Offsetting Earnings on Investments	918,435	663,100	585,100	-78,000
TOTAL, DEPARTMENT OF THE INTERIOR.....	14,655,041	12,784,254	13,790,477	+1,006,223

^{1/} Adjustments consist of lease level transactions, ongoing adjustments, and settlements relating to oil and gas, coal, and geothermal. The 2015 and 2016 estimates do not include projected adjustments and settlements.

MINERAL REVENUE PAYMENTS TO STATES ^{1/}

(in thousands of dollars)

State	2014 Actual	2015 Estimate	2016 Estimate
Alabama.....	1,821	1,578	1,639
Alaska	17,625	15,278	15,858
Arizona	18	15	16
Arkansas.....	1,862	1,614	1,675
California.....	90,827	78,734	81,723
Colorado.....	168,751	146,283	151,837
Florida.....	36	31	32
Idaho.....	5,339	4,628	4,804
Illinois.....	171	148	153
Indiana.....	6	6	5
Kansas.....	1,354	1,174	1,218
Kentucky.....	88	77	79
Louisiana.....	3,417	2,963	3,074
Michigan.....	343	297	309
Minnesota.....	18	15	16
Mississippi.....	1,171	1,015	1,053
Missouri.....	2,242	1,944	2,018
Montana.....	37,718	32,696	33,938
Nebraska.....	39	33	35
Nevada.....	7,207	6,247	6,485
New Mexico.....	579,084	501,984	521,046
North Dakota.....	68,414	59,304	61,556
Ohio.....	266	231	239
Oklahoma.....	5,353	4,640	4,817
Oregon.....	288	249	258
Pennsylvania.....	73	64	65
South Carolina.....	2	2	2
South Dakota.....	1,333	1,155	1,200
Texas.....	10,730	9,301	9,654
Utah.....	170,645	147,924	153,541
Virginia.....	53	46	47
Washington.....	5	4	4
West Virginia.....	322	279	290
Wyoming.....	1,007,269	873,158	906,310
TOTAL	2,183,890	1,893,117	1,964,996

^{1/} Payments include Mineral Leasing Associated Payments, National Forest Fund Payments to States, Payments to States from Lands Acquired for Flood Control, Navigation and Allied Purposes, National Petroleum Reserve – Alaska, royalty payments to Oklahoma and late interest payments. Payments in all years above are reduced by the Net Receipts Sharing provision made permanent in the Bipartisan Budget Act of 2013. Amounts for 2015 reflect estimated payments after sequestration reductions required by the Budget Control Act of 2011. All years exclude payments made to coastal States and counties under Section 8(g) of the Outer Continental Shelf Lands Act and the Gulf of Mexico Energy Security Act of 2006, BLM Rights of Way Payments, and Geothermal Revenue Sharing Payments to Counties under the Energy Policy Act of 2005.

STAFFING ^{1/}

(Full Time Equivalent Staff Years)

Bureau/Office	2014 Usage	2015 Estimated Usage	2016 Estimated Usage	Change
Bureau of Land Management.....	9,711	9,745	9,862	+117
Bureau of Ocean Energy Management	543	552	574	+22
Bureau of Safety and Environmental Enforcement.....	773	869	881	+12
Office of Surface Mining Reclamation and Enforcement	423	488	511	+23
Bureau of Reclamation	5,062	5,434	5,454	+20
U.S. Geological Survey	7,976	7,929	8,136	+207
Fish and Wildlife Service ^{2/}	8,647	8,689	8,977	+288
National Park Service	19,894	21,164	21,635	+471
Bureau of Indian Affairs.....	7,224	7,505	7,595	+90
Departmental Offices				
Office of the Secretary	1,351	1,472	1,500	+28
Trust Land Consolidation Fund.....	13	17	20	+3
Central Utah Project	4	4	4	0
Office of Insular Affairs.....	33	40	42	+2
Office of the Solicitor	401	417	437	+20
Office of Inspector General.....	255	275	286	+11
Office of the Special Trustee for American Indians.....	578	638	655	+17
Department-wide Programs				
Wildland Fire Management.....	23	26	26	0
Payments in Lieu of Taxes	1	1	1	0
Central Hazardous Materials Fund.....	4	5	5	0
Natural Resource Damage Assessment ^{3/}	10	14	19	+5
Working Capital Fund and Franchise Fund	1,373	1,506	1,526	+20
National Indian Gaming Commission.....	97	113	113	0
TOTAL, DEPARTMENT OF THE INTERIOR.....	64,396	66,903	68,259	+1,356
Utah Mitigation Commission.....	9	10	10	0
COMBINED TOTAL.....	64,405	66,913	68,269	+1,356

^{1/} All FTE numbers include allocated, mandatory, and reimbursable FTE.

^{2/} The 2016 FTE for FWS is updated from the estimate included in the Appendix, Budget of the United States Government, Fiscal Year 2016. The 2016 estimate is three more than reflected in the Appendix, but accurately reflects the FTE associated with the budget.

^{3/} The 2015 and 2016 FTE for NRDA is updated from the estimate included in the Appendix, Budget of the United States Government, Fiscal Year 2016. The 2015 estimate is three more than reflected in the Appendix and the 2016 estimate is three less than reflected in the Appendix. These revised estimates accurately reflect the FTE associated with the budget.

U.S. Department of the Interior
1849 C Street, NW
Washington, DC
20240
www.doi.gov

