To: Benjamin Simon[Benjamin_Simon@ios.doi.gov]
From: Simon, Benjamin
Sent: 2017-06-26T17:25:15-04:00
Importance: Normal
Subject: monuments
Received: 2017-06-26T17:25:15-04:00
Official Workbook Economic Contributions of National Monuments and NCAs.xlsx
NM - grazing, timber and mineral contribution estimates 06272017.xlsx
Gold Butte review draft 6_26_17.docx

--
Benjamin Simon, Ph.D., Chief DOI Economist
Office of Policy Analysis
U.S. Department of the Interior
1849 C St. NW
Washington DC
202 208 4916
benjamin_simon@ios.doi.gov

This paper addresses certain data issues in a report on the economic contributions of victims of National Park incidents and NGSs, evaluating the methods by which the figures were derived. The report is an attempt to take account of the economic benefits that are by being but needs to be re-positioned in the street view of an area data non-as a monument and NOT in the Park area. OLT not 2 18. These would be an emotion of the "Old Park" in Park's area, it has used the number of visitors (and the number of visitors to the Park) as a proxy for the economic benefits to the social impact. 2% in PARK The analysis is also in the 2 economic benefits. The emotion 1 b th gle and in stakeone 7 an ustomers of visitors for ch. not ear 2016 2018 emptiness need also to some cause of relevant as put Th ve are defined as its own

Emptiness need

he visual a image of monthly visitor Park part view not of visitors to the Park and is a visitor as big service. Infinite use limit a non-park or of view plus, as big a view. Its No e had the e idea a e hose upper entity visitor pendi g not e ses a ty idea, a stated be ch ed ch ed ch ed

NPS Site	NPS State	NLCS S te	NLCS State	GIS Spat al Comparison (25 miles)	GIS Spatial Comparison (50 miles)	Others	Best poss ble Match ng Options	Final Choice
Yukon Charley Rivers	AK	Steese NCA	AK	Yukon Charley Rivers National Prese ve			Yukon Charley R vers Nat onal Preserve	Yukon Charley Rivers
Montezuma Castle	AZ	Agua Fr a	AZ	Montezuma Castle National Monument			Montezuma Castle National Monument	Montezuma Castle
Chir cahua	AZ	G la Box Ripar an NCA	AZ	na	na	Chir cahua NM (110km)	Ch ricahua NM (110km)	Chir cahua
Pipe Spring	AZ	Grand Canyon Parashant	AZ	Grand Canyon National Park and Lake Mead NRA			Grand Canyon Nat onal Park and Lake Mead NRA	Grand Canyon
Pipe Spring	AZ	Ironwood Fo est	AZ	Saguaro National Park			Saguaro Nat onal Park	Saguaro
Coronado	AZ	Las C enegas NCA	AZ	Saguaro National Park and Coronado National Memor al			Saguaro Nat onal Park and Coronado Nat onal Memorial	Saguaro
Coronado	AZ	San Pedro R parian NCA	AZ	Coronado National Memorial			Coronado Nat onal Memo ial	Coronado
Saguaro	AZ	Sonoran Desert	AZ	na	Hohokam Pima NM Organ Pipe Cactus NM and Casa Grande Ruins NM		Hohokam Pima NM Organ Pipe Cactus NM and Casa Grande Ruins NM	Organ Pipe Cactus
Navajo	AZ	Vermilion Cl ffs	AZ	Grand Canyon National Park and Glen Canyon NRA			Grand Canyon Nat onal Park and Glen Canyon NRA	Canyon de Chelly
Muir Woods	CA	Berryessa Snow Mounta n	CA	na	John Mu r NHS and Chicago Naval Magazine NM		John Mu r NHS and Chicago Naval Magazine NM	Lassen Volcan c
Channel Islands	CA	Cal fornia Coastal	CA	Channel Islands Nat onal Park (and Santa Monica Mts NRA Redwoods NP Po nt Reyes NS Rosie R veter/WWII NHP and Golden Gate NRA)		Santa Monica Mts NRA(125km)	Channel Islands National Park (and Santa Monica Mts NRA Redwoods NP Po nt Reyes NS Rosie Riveter/WW I NHP and Golden Gate NRA)	Channel Islands
Sequoia	CA	Carr zo Plain	CA	na	na	Sequoia NP 180km)	Santa Monica Mts NRA(125km) Sequo a NP (180km)	Sequoia NP
Pinnacles	CA	Fort Ord	CA	na	Pinnacles National Monument		Pinnacles National Monument	Pinnacles
Whiskeytown	CA	Headwaters Forest Reserve	CA	na	Redwood NP		Redwood NP	Redwood
Redwood	CA	King Range NCA	CA	na	na	Redwood NP (120km)	Redwood NP (120km)	Redwood
Mojave	CA	Mojave Tra ls	CA	Mojave NP and Castle Mountains NM			Mojave NP and Castle Mountains NM	Mojave
Point Reyes	CA	ONA	CA	na	na	Pinnacles NM (100km)	Pinnacles NM (100km)	Pinnacles
Joshua Tree	CA	Sand to Snow	CA	Joshua Tree NP			Joshua Tree NP	Joshua Tree
Joshua Tree	CA	Santa Rosa and San Jacinto Mounta ns	CA	Joshua Tree NP			Joshua Tree NP	Joshua Tree
Curecanti	CO	Browns Canyon	CO	na	Florissant Fossil Beds NM		Florissant Fossil Beds NM	Florissant Foss l Beds
Mesa Verde	CO	Canyons of the Ancients	CO	Hovenweep Nat onal Monument (and Yucca House NM and Mesa Verde NP)			Hovenweep National Monument (and Yucca House NM and Mesa Verde NP)	Hovenweep
Black Canyon Of The Gunnison	CO	Gunnison Gorge NCA	CO	Black Canyon of the Gunn son NP (and Curecanti NRA)			Black Canyon of the Gunnison NP (and Curecanti NRA)	Black Canyon Of The Gunnison
Colorado	CO	Dominguez Escalante NCA	CO	Colorado Nat onal Monument (and Black Canyon of the Gunnison NP and Curecanti NRA)			Colorado National Monument (and Black Canyon of the Gunnison NP and Curecanti NRA)	Colorado
Colorado	CO	McInnis Canyons NCA	CO	Colorado Nat onal Monument			Colorado National Monument	Colorado
B scayne	FL	Jupiter Inlet Lighthouse ONA	ES (FL)	na		Biscayne NP (160km)	Biscayne NP (160km)	Biscayne
Craters Of The Moon	ID	Craters of the Moon	ID	Craters of the Moon National Monument			Craters of the Moon Nat onal Monument	Craters of the Moon
Hagerman Foss l Beds	ID	Morley Nelson Snake River Birds of Prey NCA	ID	na	Hage man Fossil Beds NM		Hagerman Fossil Beds NM	Hagerman Fossil Beds
Little B ghorn Battlefield	MT	Pompeys Pillar	MT	na	na	Little B ghorn Bat lefield NM (90km)	Lit le B ghorn Battlefield NM 90km)	Little B ghorn Bat lefield
B ghorn Canyon	MT WY	Upper Missouri R ver Breaks	MT	na	Nez Perce NHP	Bighorn Canyon NRA (350km)	Bighorn Canyon NRA (350km)	Bighorn Canyon
El Malpa s	NM	El Malpa s NCA	NM	El Malpais Nat onal Monument and El Morro National Monument			El Malpa s National Monument and El Morro National Monument	El Malpa s
Carlsbad Caverns	NM	Fort Stanton Snowy River Cave NCA	NM	na	na	White Sands NM	Wh te Sands NM	White Sands
Bandelier	NM	Kasha Katuwe Tent Rocks	NM	Valles Caldera NM and Bandelier NM and Manhattan Project NHP			Va les Caldera NM and Bandelier NM and Manhattan Project NHP	Bandel er
White Sands	NM	Organ Mounta ns Desert Peaks	NM	White Sands NM			Wh te Sands NM	White Sands
White Sands	NM	Prehistoric Trackways	NM	na	Wh te Sands NM		Wh te Sands NM	White Sands
Pecos	NM	Rio Grande del Norte	NM	na	Bandal er NM		Bandal er NM	Bandel er
Great Basin	NV	Basin and Range	NV	na	na	Great Basin NM (130km)	Great Bas n NM (130km)	Great Basin
Great Basin	NV	Black Rock Desert H gh Rock Canyon Em g ant Tra ls NCA	NV	na	na	Lava Beds National Monument (185km)	Lava Beds Nat onal Monument 185km)	Lava Beds
Santa Mon ca Mountains	CA	Red Rock Canyon NCA	NV	Tule Spr ngs Foss l Bed			Lake Mead NRA	Lake Mead
Santa Mon ca Mountains	CA	Sloan Canyon NCA	NV	Lake Mead NRA			Lake Mead NRA	Lake Mead
Crater Lake	OR	Cascade S skyou	OR	na	Oregon Caves NM		Oregon Caves NM	Oregon Caves
John Day Fossil Beds	OR	Steens Mountain CMPA	OR	na	na	John Day Fossil Beds NM 245km)	John Day Foss l Beds NM (245km)	John Day Fossil Beds
Oregon Caves	OR	Yaqu na Head ONA	OR	na	na	(Fort Vancouver NHS 216km)	(Fort Vancouver NHS 216km)	Fort Vancouver
Cedar Breaks	UT	Beaver Dam Wash NCA	UT	na	Lake Mead NRA		Lake Mead NRA	Lake Mead
Cedar Breaks	UT	Red Cliffs NCA	UT	Z on NP			Zion NP	Zion
Capitol Reef	UT	Grand Staircase Escalante	UT	Cap tol Reef NP and Glen Canyon NRA and Bryce Canyon NP a l border it			Capitol Reef NP and Glen Canyon NRA and Bryce Canyon NP all border it	Capitol Reef
San Juan Island	WA	San Juan Islands	WA	San Juan Island National Histor c Park (and Ebey's Land ng NHR)			San Juan Island Nat onal H storic Park (and Ebey's Landing NHR)	San Juan Island

| | | |

Units	Visits	LocalDay	NLDay	LodgeIN	CampIN	LodgeOut	CampOut	Other
Steese NCA	1	0 1	0 3	0 0	0 1	0 3	0 1	0 1
Sonoran Desert	1	0 1	0 3	0 0	0 1	0 3	0 1	0 1
Las Cienegas NCA	1	0 1	0 3	0 0	0 1	0 3	0 1	0 1
Vermilion Cliffs	1	0 1	0 3	0 0	0 1	0 3	0 1	0 1
Ironwood Forest	1	0 1	0 3	0 0	0 1	0 3	0 1	0 1
Agua Fria	1	0 2	0 4	0 0	0 0	0 3	0 1	0 1
Grand Canyon Parashant	1	0 1	0 3	0 0	0 1	0 3	0 1	0 1
Gila Box Riparian NCA	1	0 1	0 3	0 0	0 1	0 3	0 1	0 1
San Pedro Riparian NCA	1	0 2	0 4	0 0	0 0	0 3	0 1	0 1
Mojave Trails	1	0 2	0 4	0 0	0 0	0 3	0 1	0 1
Sand to Snow	1	0 1	0 4	0 0	0 2	0 2	0 0	0 1
Berryessa Snow Mountain	1	0 1	0 3	0 0	0 1	0 3	0 1	0 1
Fort Ord	1	0 2	0 4	0 0	0 0	0 3	0 1	0 1
Piedras Blancas Historic Light Station ONA	1	0 2	0 4	0 0	0 0	0 3	0 1	0 1
Carrizo Plain	1	0 1	0 3	0 0	0 1	0 3	0 1	0 1
Santa Rosa and San Jacinto Mountains	1	0 1	0 4	0 0	0 2	0 2	0 0	0 1
California Coastal	1	0 1	0 3	0 0	0 1	0 3	0 1	0 1
Headwaters Forest Reserve	1	0 1	0 3	0 0	0 1	0 3	0 1	0 1
King Range NCA	1	0 1	0 3	0 0	0 1	0 3	0 1	0 1
Browns Canyon	1	0 1	0 3	0 0	0 1	0 3	0 1	0 1
Dominguez Escalante NCA	1	0 1	0 3	0 0	0 1	0 3	0 1	0 1
McInnis Canyons NCA	1	0 1	0 3	0 0	0 1	0 3	0 1	0 1
Canyons of the Ancients	1	0 1	0 3	0 0	0 1	0 3	0 1	0 1
Gunnison Gorge NCA	1	0 1	0 3	0 0	0 1	0 3	0 1	0 1
Jupiter Inlet Lighthouse ONA	1	0 2	0 4	0 0	0 0	0 3	0 1	0 1
Craters of the Moon	1	0 1	0 5	0 0	0 0	0 2	0 1	0 2
Morley Nelson Snake River Birds of Prey NCA	1	0 2	0 4	0 0	0 0	0 3	0 1	0 1
Pompeys Pillar	1	0 2	0 4	0 0	0 0	0 3	0 1	0 1
Upper Missouri River Breaks	1	0 3	0 3	0 0	0 1	0 2	0 1	0 2
Organ Mountains Desert Peaks	1	0 1	0 5	0 0	0 0	0 3	0 0	0 1
Rio Grande del Norte	1	0 1	0 3	0 0	0 1	0 3	0 1	0 1
Prehistoric Trackways	1	0 1	0 5	0 0	0 0	0 3	0 0	0 1
Fort Stanton Snowy River Cave NCA	1	0 1	0 5	0 0	0 0	0 3	0 0	0 1
Kasha Katuwe Tent Rocks	1	0 1	0 3	0 0	0 1	0 3	0 1	0 1
El Malpais NCA	1	0 2	0 4	0 0	0 0	0 3	0 1	0 1
Basin and Range	1	0 1	0 3	0 0	0 1	0 3	0 1	0 1
Sloan Canyon NCA	1	0 3	0 3	0 0	0 1	0 2	0 1	0 2
Black Rock Desert High Rock Canyon Emigrant Trails NCA	1	0 2	0 4	0 0	0 1	0 2	0 0	0 1
Red Rock Canyon NCA	1	0 3	0 3	0 0	0 1	0 2	0 1	0 2
Steens Mountain CMPA	1	0 1	0 4	0 0	0 0	0 2	0 2	0 2
Cascade Siskiyou	1	0 1	0 3	0 0	0 1	0 3	0 1	0 1
Yaquina Head ONA	1	0 2	0 4	0 0	0 0	0 3	0 1	0 1
Red Cliffs NCA	1	0 1	0 3	0 0	0 1	0 3	0 1	0 1
Beaver Dam Wash NCA	1	0 3	0 3	0 0	0 1	0 2	0 1	0 2
Grand Staircase Escalante	1	0 0	0 2	0 0	0 1	0 4	0 1	0 2
San Juan Islands	1	0 2	0 4	0 0	0 0	0 3	0 1	0 1

Units	LocalDay	NLDay	LodgeIN	CampIN	LodgeOut	CampOut	Other
Steese NCA	0 1	0 3	0 0	0 0	0 2	0 0	0 1
Sonoran Desert	0 1	0 3	0 0	0 0	0 2	0 0	0 1
Las Cienegas NCA	0 1	0 3	0 0	0 0	0 2	0 0	0 1
Vermilion Cliffs	0 1	0 3	0 0	0 0	0 2	0 0	0 1
Ironwood Forest	0 1	0 3	0 0	0 0	0 2	0 0	0 1
Agua Fria	0 2	0 4	0 0	0 0	0 3	0 1	0 1
Grand Canyon Parashant	0 1	0 3	0 0	0 0	0 2	0 0	0 1
Gila Box Riparian NCA	0 1	0 3	0 0	0 0	0 2	0 0	0 1
San Pedro Riparian NCA	0 2	0 4	0 0	0 0	0 3	0 1	0 1
Mojave Trails	0 2	0 4	0 0	0 0	0 3	0 1	0 1
Sand to Snow	0 1	0 4	0 0	0 1	0 2	0 0	0 1
Berryessa Snow Mountain	0 1	0 3	0 0	0 0	0 2	0 0	0 1
Fort Ord	0 2	0 4	0 0	0 0	0 3	0 1	0 1
Piedras Blancas Historic Light Station ONA	0 2	0 4	0 0	0 0	0 3	0 1	0 1
Carrizo Plain	0 1	0 3	0 0	0 0	0 2	0 0	0 1
Santa Rosa and San Jacinto Mountains	0 1	0 4	0 0	0 1	0 2	0 0	0 1
Cal fornia Coastal	0 1	0 3	0 0	0 0	0 2	0 0	0 1
Headwaters Forest Reserve	0 1	0 3	0 0	0 0	0 2	0 0	0 1
King Range NCA	0 1	0 3	0 0	0 0	0 2	0 0	0 1
Browns Canyon	0 1	0 3	0 0	0 0	0 2	0 0	0 1
Dominguez Escalante NCA	0 1	0 3	0 0	0 0	0 2	0 0	0 1
McInnis Canyons NCA	0 1	0 3	0 0	0 0	0 2	0 0	0 1
Canyons of the Ancients	0 1	0 3	0 0	0 0	0 2	0 0	0 1
Gunnison Gorge NCA	0 1	0 3	0 0	0 0	0 2	0 0	0 1
Jupiter Inlet Lighthouse ONA	0 2	0 4	0 0	0 0	0 3	0 1	0 1
Craters of the Moon	0 1	0 5	0 0	0 0	0 2	0 1	0 2
Morley Nelson Snake River Birds of Prey NCA	0 2	0 4	0 0	0 0	0 3	0 1	0 1
Pompeys Pillar	0 2	0 4	0 0	0 0	0 3	0 1	0 1
Upper Missouri River Breaks	0 3	0 3	0 0	0 0	0 1	0 0	0 1
Organ Mountains Desert Peaks	0 1	0 5	0 0	0 0	0 3	0 0	0 1
Rio Grande del Norte	0 1	0 3	0 0	0 0	0 2	0 0	0 1
Prehistoric Trackways	0 1	0 5	0 0	0 0	0 3	0 0	0 1
Fort Stanton Snowy River Cave NCA	0 1	0 5	0 0	0 0	0 3	0 0	0 1
Kasha Katuwe Tent Rocks	0 1	0 3	0 0	0 0	0 2	0 0	0 1
El Malpais NCA	0 2	0 4	0 0	0 0	0 3	0 1	0 1
Basin and Range	0 1	0 3	0 0	0 0	0 2	0 0	0 1
Sloan Canyon NCA	0 3	0 3	0 0	0 0	0 1	0 0	0 1
Black Rock Desert High Rock Canyon Emigrant Trails NCA	0 1	0 4	0 0	0 1	0 2	0 0	0 1
Red Rock Canyon NCA	0 3	0 3	0 0	0 0	0 1	0 0	0 1
Steens Mountain CMPA	0 1	0 4	0 0	0 0	0 2	0 2	0 2
Cascade Siskiyou	0 1	0 3	0 0	0 0	0 2	0 0	0 1
Yaquina Head ONA	0 2	0 4	0 0	0 0	0 3	0 1	0 1
Red Cliffs NCA	0 1	0 3	0 0	0 0	0 2	0 0	0 1
Beaver Dam Wash NCA	0 3	0 3	0 0	0 0	0 1	0 0	0 1
Grand Staircase Escalante	0 0	0 2	0 0	0 0	0 3	0 1	0 2
San Juan Islands	0 2	0 4	0 0	0 0	0 3	0 1	0 1

Units	LocalDay	NLDay	LodgeIN	CampIN	LodgeOut	CampOut	Other
Steese NCA	0 0	0 1	0 0	0 0	0 1	0 0	0 0
Sonoran Desert	0 0	0 1	0 0	0 0	0 1	0 0	0 0
Las Cienegas NCA	0 0	0 1	0 0	0 0	0 1	0 0	0 0
Vermilion Cliffs	0 0	0 1	0 0	0 0	0 1	0 0	0 0
Ironwood Forest	0 0	0 1	0 0	0 0	0 1	0 0	0 0
Agua Fria	0 1	0 1	0 0	0 0	0 1	0 0	0 0
Grand Canyon Parashant	0 0	0 1	0 0	0 0	0 1	0 0	0 0
Gila Box Riparian NCA	0 0	0 1	0 0	0 0	0 1	0 0	0 0
San Pedro Riparian NCA	0 1	0 1	0 0	0 0	0 1	0 0	0 0
Mojave Trails	0 1	0 1	0 0	0 0	0 1	0 0	0 0
Sand to Snow	0 0	0 2	0 0	0 0	0 1	0 0	0 0
Berryessa Snow Mountain	0 0	0 1	0 0	0 0	0 1	0 0	0 0
Fort Ord	0 1	0 1	0 0	0 0	0 1	0 0	0 0
Piedras Blancas Historic Light Station ONA	0 1	0 1	0 0	0 0	0 1	0 0	0 0
Carrizo Plain	0 0	0 1	0 0	0 0	0 1	0 0	0 0
Santa Rosa and San Jacinto Mountains	0 0	0 2	0 0	0 0	0 1	0 0	0 0
California Coastal	0 0	0 1	0 0	0 0	0 1	0 0	0 0
Headwaters Forest Reserve	0 0	0 1	0 0	0 0	0 1	0 0	0 0
King Range NCA	0 0	0 1	0 0	0 0	0 1	0 0	0 0
Browns Canyon	0 0	0 1	0 0	0 0	0 1	0 0	0 0
Dominguez Escalante NCA	0 0	0 1	0 0	0 0	0 1	0 0	0 0
McInnis Canyons NCA	0 0	0 1	0 0	0 0	0 1	0 0	0 0
Canyons of the Ancients	0 0	0 1	0 0	0 0	0 1	0 0	0 0
Gunnison Gorge NCA	0 0	0 1	0 0	0 0	0 1	0 0	0 0
Jupiter Inlet Lighthouse ONA	0 1	0 1	0 0	0 0	0 1	0 0	0 0
Craters of the Moon	0 0	0 2	0 0	0 0	0 1	0 0	0 1
Morley Nelson Snake River Birds of Prey NCA	0 1	0 1	0 0	0 0	0 1	0 0	0 0
Pompeys Pillar	0 1	0 1	0 0	0 0	0 1	0 0	0 0
Upper Missouri River Breaks	0 1	0 1	0 0	0 0	0 0	0 0	0 0
Organ Mountains Desert Peaks	0 0	0 1	0 0	0 0	0 1	0 0	0 0
Rio Grande del Norte	0 0	0 1	0 0	0 0	0 1	0 0	0 0
Prehistoric Trackways	0 0	0 1	0 0	0 0	0 1	0 0	0 0
Fort Stanton Snowy River Cave NCA	0 0	0 1	0 0	0 0	0 1	0 0	0 0
Kasha Katuwe Tent Rocks	0 0	0 1	0 0	0 0	0 1	0 0	0 0
El Malpais NCA	0 1	0 1	0 0	0 0	0 1	0 0	0 0
Basin and Range	0 0	0 1	0 0	0 0	0 1	0 0	0 0
Sloan Canyon NCA	0 1	0 1	0 0	0 0	0 0	0 0	0 0
Black Rock Desert High Rock Canyon Emigrant Trails NCA	0 1	0 1	0 0	0 0	0 1	0 0	0 0
Red Rock Canyon NCA	0 1	0 1	0 0	0 0	0 0	0 0	0 0
Steens Mountain CMPA	0 0	0 1	0 0	0 0	0 1	0 1	0 1
Cascade Siskiyou	0 0	0 1	0 0	0 0	0 1	0 0	0 0
Yaquina Head ONA	0 1	0 1	0 0	0 0	0 1	0 0	0 0
Red Cliffs NCA	0 0	0 1	0 0	0 0	0 1	0 0	0 0
Beaver Dam Wash NCA	0 1	0 1	0 0	0 0	0 0	0 0	0 0
Grand Staircase Escalante	0 0	0 1	0 0	0 0	0 1	0 0	0 1
San Juan Islands	0 1	0 1	0 0	0 0	0 1	0 0	0 0

Units	LocalDay	NLDay	LodgeIN	CampIN	LodgeOut	CampOut	Other
Steese NCA	0 0	0 1	0 0	0 0	0 2	0 0	0 1
Sonoran Desert	0 0	0 1	0 0	0 0	0 2	0 0	0 1
Las Cienegas NCA	0 0	0 1	0 0	0 0	0 2	0 0	0 1
Vermilion Cliffs	0 0	0 1	0 0	0 0	0 2	0 0	0 1
Ironwood Forest	0 0	0 1	0 0	0 0	0 2	0 0	0 1
Agua Fria	0 1	0 1	0 0	0 0	0 2	0 0	0 1
Grand Canyon Parashant	0 0	0 1	0 0	0 0	0 2	0 0	0 1
Gila Box Riparian NCA	0 0	0 1	0 0	0 0	0 2	0 0	0 1
San Pedro Riparian NCA	0 1	0 1	0 0	0 0	0 2	0 0	0 1
Mojave Trails	0 1	0 1	0 0	0 0	0 2	0 0	0 1
Sand to Snow	0 0	0 2	0 0	0 1	0 1	0 0	0 1
Berryessa Snow Mountain	0 0	0 1	0 0	0 0	0 2	0 0	0 1
Fort Ord	0 1	0 1	0 0	0 0	0 2	0 0	0 1
Piedras Blancas Historic Light Station ONA	0 1	0 1	0 0	0 0	0 2	0 0	0 1
Carrizo Plain	0 0	0 1	0 0	0 0	0 2	0 0	0 1
Santa Rosa and San Jacinto Mountains	0 0	0 2	0 0	0 1	0 1	0 0	0 1
California Coastal	0 0	0 1	0 0	0 0	0 2	0 0	0 1
Headwaters Forest Reserve	0 0	0 1	0 0	0 0	0 2	0 0	0 1
King Range NCA	0 0	0 1	0 0	0 0	0 2	0 0	0 1
Browns Canyon	0 0	0 1	0 0	0 0	0 2	0 0	0 1
Dominguez Escalante NCA	0 0	0 1	0 0	0 0	0 2	0 0	0 1
McInnis Canyons NCA	0 0	0 1	0 0	0 0	0 2	0 0	0 1
Canyons of the Ancients	0 0	0 1	0 0	0 0	0 2	0 0	0 1
Gunnison Gorge NCA	0 0	0 1	0 0	0 0	0 2	0 0	0 1
Jupiter Inlet Lighthouse ONA	0 1	0 1	0 0	0 0	0 2	0 0	0 1
Craters of the Moon	0 0	0 2	0 0	0 0	0 1	0 0	0 1
Morley Nelson Snake River Birds of Prey NCA	0 1	0 1	0 0	0 0	0 2	0 0	0 1
Pompeys Pillar	0 1	0 1	0 0	0 0	0 2	0 0	0 1
Upper Missouri River Breaks	0 1	0 1	0 0	0 0	0 1	0 0	0 1
Organ Mountains Desert Peaks	0 0	0 1	0 0	0 0	0 1	0 0	0 1
Rio Grande del Norte	0 0	0 1	0 0	0 0	0 2	0 0	0 1
Prehistoric Trackways	0 0	0 1	0 0	0 0	0 1	0 0	0 1
Fort Stanton Snowy River Cave NCA	0 0	0 1	0 0	0 0	0 1	0 0	0 1
Kasha Katuwe Tent Rocks	0 0	0 1	0 0	0 0	0 2	0 0	0 1
El Malpais NCA	0 1	0 1	0 0	0 0	0 2	0 0	0 1
Basin and Range	0 0	0 1	0 0	0 0	0 2	0 0	0 1
Sloan Canyon NCA	0 1	0 1	0 0	0 0	0 1	0 0	0 1
Black Rock Desert High Rock Canyon Emigrant Trails NCA	0 1	0 1	0 0	0 0	0 1	0 0	0 1
Red Rock Canyon NCA	0 1	0 1	0 0	0 0	0 1	0 0	0 1
Steens Mountain CMPA	0 0	0 1	0 0	0 0	0 2	0 2	0 1
Cascade Siskiyou	0 0	0 1	0 0	0 0	0 2	0 0	0 1
Yaquina Head ONA	0 1	0 1	0 0	0 0	0 2	0 0	0 1
Red Cliffs NCA	0 0	0 1	0 0	0 0	0 2	0 0	0 1
Beaver Dam Wash NCA	0 1	0 1	0 0	0 0	0 1	0 0	0 1
Grand Staircase Escalante	0 0	0 1	0 0	0 0	0 2	0 1	0 1
San Juan Islands	0 1	0 1	0 0	0 0	0 2	0 0	0 1

| Int 12 | 125 | NPS Model | pending | | |

Units	LocalDay	NLDay	LodgeIN	CampIN	LodgeOut	CampOut	Other	Total
Steese NCA	0 0	0 0	0 0	0 0	19 0	0 0	0 0	19 0
Sonoran Desert	0 0	0 0	0 0	0 0	19 0	0 0	0 0	19 0
Las Cienegas NCA	0 0	0 0	0 0	0 0	19 0	0 0	0 0	19 0
Vermilion Cliffs	0 0	0 0	0 0	0 0	19 0	0 0	0 0	19 0
Ironwood Forest	0 0	0 0	0 0	0 0	19 0	0 0	0 0	19 0
Agua Fria	0 0	0 0	0 0	0 0	16 9	0 0	0 0	16 9
Grand Canyon Parashant	0 0	0 0	0 0	0 0	19 0	0 0	0 0	19 0
Gila Box Riparian NCA	0 0	0 0	0 0	0 0	19 0	0 0	0 0	19 0
San Pedro Riparian NCA	0 0	0 0	0 0	0 0	16 9	0 0	0 0	16 9
Mojave Trails	0 0	0 0	0 0	0 0	16 9	0 0	0 0	16 9
Sand to Snow	0 0	0 0	0 0	0 0	15 3	0 0	0 0	15 3
Berryessa Snow Mountain	0 0	0 0	0 0	0 0	19 0	0 0	0 0	19 0
Fort Ord	0 0	0 0	0 0	0 0	16 9	0 0	0 0	16 9
Piedras Blancas Historic Light Station ONA	0 0	0 0	0 0	0 0	16 9	0 0	0 0	16 9
Carrizo Plain	0 0	0 0	0 0	0 0	19 0	0 0	0 0	19 0
Santa Rosa and San Jacinto Mountains	0 0	0 0	0 0	0 0	15 3	0 0	0 0	15 3
California Coastal	0 0	0 0	0 0	0 0	19 0	0 0	0 0	19 0
Headwaters Forest Reserve	0 0	0 0	0 0	0 0	19 0	0 0	0 0	19 0
King Range NCA	0 0	0 0	0 0	0 0	19 0	0 0	0 0	19 0
Browns Canyon	0 0	0 0	0 0	0 0	19 0	0 0	0 0	19 0
Dominguez Escalante NCA	0 0	0 0	0 0	0 0	19 0	0 0	0 0	19 0
McInnis Canyons NCA	0 0	0 0	0 0	0 0	19 0	0 0	0 0	19 0
Canyons of the Ancients	0 0	0 0	0 0	0 0	19 0	0 0	0 0	19 0
Gunnison Gorge NCA	0 0	0 0	0 0	0 0	19 0	0 0	0 0	19 0
Jupiter Inlet Lighthouse ONA	0 0	0 0	0 0	0 0	16 9	0 0	0 0	16 9
Craters of the Moon	0 0	0 0	0 0	0 0	7 4	0 0	0 0	7 4
Morley Nelson Snake River Birds of Prey NCA	0 0	0 0	0 0	0 0	16 9	0 0	0 0	16 9
Pompeys Pillar	0 0	0 0	0 0	0 0	16 9	0 0	0 0	16 9
Upper Missouri River Breaks	0 0	0 0	0 0	0 0	10 7	0 0	0 0	10 7
Organ Mountains Desert Peaks	0 0	0 0	0 0	0 0	14 7	0 0	0 0	14 7
Rio Grande del Norte	0 0	0 0	0 0	0 0	19 0	0 0	0 0	19 0
Prehistoric Trackways	0 0	0 0	0 0	0 0	14 7	0 0	0 0	14 7
Fort Stanton Snowy River Cave NCA	0 0	0 0	0 0	0 0	14 7	0 0	0 0	14 7
Kasha Katuwe Tent Rocks	0 0	0 0	0 0	0 0	19 0	0 0	0 0	19 0
El Malpais NCA	0 0	0 0	0 0	0 0	16 9	0 0	0 0	16 9
Basin and Range	0 0	0 0	0 0	0 0	19 0	0 0	0 0	19 0
Sloan Canyon NCA	0 0	0 0	0 0	0 0	10 7	0 0	0 0	10 7
Black Rock Desert High Rock Canyon Emigrant Trails NCA	0 0	0 0	0 0	0 3	8 7	0 0	0 0	9 0
Red Rock Canyon NCA	0 0	0 0	0 0	0 0	10 7	0 0	0 0	10 7
Steens Mountain CMPA	0 0	0 0	0 0	0 0	13 5	0 3	0 0	13 8
Cascade Siskiyou	0 0	0 0	0 0	0 0	19 0	0 0	0 0	19 0
Yaquina Head ONA	0 0	0 0	0 0	0 0	16 9	0 0	0 0	16 9
Red Cliffs NCA	0 0	0 0	0 0	0 0	19 0	0 0	0 0	19 0
Beaver Dam Wash NCA	0 0	0 0	0 0	0 0	10 7	0 0	0 0	10 7
Grand Staircase Escalante	0 0	0 0	0 0	0 3	22 5	0 0	0 0	22 7
San Juan Islands	0 0	0 0	0 0	0 0	16 9	0 0	0 0	16 9

Units	LocalDay	NLDay	LodgeIN	CampIN	LodgeOut	CampOut	Other	Total
Steese NCA	0 0	0 0	0 0	0 3	0 2	0 9	0 0	1 4
Sonoran Desert	0 0	0 0	0 0	0 3	0 2	0 9	0 0	1 4
Las Cienegas NCA	0 0	0 0	0 0	0 3	0 2	0 9	0 0	1 4
Vermilion Cliffs	0 0	0 0	0 0	0 3	0 2	0 9	0 0	1 4
Ironwood Forest	0 0	0 0	0 0	0 3	0 2	0 9	0 0	1 4
Agua Fria	0 0	0 0	0 0	0 0	0 1	1 4	0 0	1 6
Grand Canyon Parashant	0 0	0 0	0 0	0 3	0 2	0 9	0 0	1 4
Gila Box Riparian NCA	0 0	0 0	0 0	0 3	0 2	0 9	0 0	1 4
San Pedro Riparian NCA	0 0	0 0	0 0	0 0	0 1	1 4	0 0	1 6
Mojave Trails	0 0	0 0	0 0	0 0	0 1	1 4	0 0	1 6
Sand to Snow	0 0	0 0	0 0	1 0	0 0	0 0	0 0	1 0
Berryessa Snow Mountain	0 0	0 0	0 0	0 3	0 2	0 9	0 0	1 4
Fort Ord	0 0	0 0	0 0	0 0	0 1	1 4	0 0	1 6
Piedras Blancas Historic Light Station ONA	0 0	0 0	0 0	0 0	0 1	1 4	0 0	1 6
Carrizo Plain	0 0	0 0	0 0	0 3	0 2	0 9	0 0	1 4
Santa Rosa and San Jacinto Mountains	0 0	0 0	0 0	1 0	0 0	0 0	0 0	1 0
California Coastal	0 0	0 0	0 0	0 3	0 2	0 9	0 0	1 4
Headwaters Forest Reserve	0 0	0 0	0 0	0 3	0 2	0 9	0 0	1 4
King Range NCA	0 0	0 0	0 0	0 3	0 2	0 9	0 0	1 4
Browns Canyon	0 0	0 0	0 0	0 3	0 2	0 9	0 0	1 4
Dominguez Escalante NCA	0 0	0 0	0 0	0 3	0 2	0 9	0 0	1 4
McInnis Canyons NCA	0 0	0 0	0 0	0 3	0 2	0 9	0 0	1 4
Canyons of the Ancients	0 0	0 0	0 0	0 3	0 2	0 9	0 0	1 4
Gunnison Gorge NCA	0 0	0 0	0 0	0 3	0 2	0 9	0 0	1 4
Jupiter Inlet Lighthouse ONA	0 0	0 0	0 0	0 0	0 1	1 4	0 0	1 6
Craters of the Moon	0 0	0 0	0 0	0 2	0 3	0 8	0 0	1 3
Morley Nelson Snake River Birds of Prey NCA	0 0	0 0	0 0	0 0	0 1	1 4	0 0	1 6
Pompeys Pillar	0 0	0 0	0 0	0 0	0 1	1 4	0 0	1 6
Upper Missouri River Breaks	0 0	0 0	0 0	0 3	0 0	1 3	0 0	1 6
Organ Mountains Desert Peaks	0 0	0 0	0 0	0 0	0 0	0 3	0 0	0 3
Rio Grande del Norte	0 0	0 0	0 0	0 3	0 2	0 9	0 0	1 4
Prehistoric Trackways	0 0	0 0	0 0	0 0	0 0	0 3	0 0	0 3
Fort Stanton Snowy River Cave NCA	0 0	0 0	0 0	0 0	0 0	0 3	0 0	0 3
Kasha Katuwe Tent Rocks	0 0	0 0	0 0	0 3	0 2	0 9	0 0	1 4
El Malpais NCA	0 0	0 0	0 0	0 0	0 1	1 4	0 0	1 6
Basin and Range	0 0	0 0	0 0	0 3	0 2	0 9	0 0	1 4
Sloan Canyon NCA	0 0	0 0	0 0	0 3	0 0	1 3	0 0	1 6
Black Rock Desert High Rock Canyon Emigrant Trails NCA	0 0	0 0	0 0	0 4	0 1	0 0	0 4	0 9
Red Rock Canyon NCA	0 0	0 0	0 0	0 3	0 0	1 3	0 0	1 6
Steens Mountain CMPA	0 0	0 0	0 0	0 0	0 0	2 3	0 0	2 3
Cascade Siskiyou	0 0	0 0	0 0	0 3	0 2	0 9	0 0	1 4
Yaquina Head ONA	0 0	0 0	0 0	0 0	0 1	1 4	0 0	1 6
Red Cliffs NCA	0 0	0 0	0 0	0 3	0 2	0 9	0 0	1 4
Beaver Dam Wash NCA	0 0	0 0	0 0	0 3	0 0	1 3	0 0	1 6
Grand Staircase Escalante	0 0	0 0	0 0	0 4	0 2	1 5	0 0	2 1
San Juan Islands	0 0	0 0	0 0	0 0	0 1	1 4	0 0	1 6

Units	LocalDay	NLDay	LodgeIN	CampIN	LodgeOut	CampOut	Other	Total
Steese NCA	0 1	1 5	0 0	0 2	8 1	0 4	0 6	10 9
Sonoran Desert	0 1	1 5	0 0	0 2	8 1	0 4	0 6	10 9
Las Cienegas NCA	0 1	1 5	0 0	0 2	8 1	0 4	0 6	10 9
Vermilion Cliffs	0 1	1 5	0 0	0 2	8 1	0 4	0 6	10 9
Ironwood Forest	0 1	1 5	0 0	0 2	8 1	0 4	0 6	10 9
Agua Fria	0 7	1 8	0 0	0 0	7 9	0 8	1 0	12 2
Grand Canyon Parashant	0 1	1 5	0 0	0 2	8 1	0 4	0 6	10 9
Gila Box Riparian NCA	0 1	1 5	0 0	0 2	8 1	0 4	0 6	10 9
San Pedro Riparian NCA	0 7	1 8	0 0	0 0	7 9	0 8	1 0	12 2
Mojave Trails	0 7	1 8	0 0	0 0	7 9	0 8	1 0	12 2
Sand to Snow	0 1	1 4	0 0	0 4	5 6	0 0	0 2	7 7
Berryessa Snow Mountain	0 1	1 5	0 0	0 2	8 1	0 4	0 6	10 9
Fort Ord	0 7	1 8	0 0	0 0	7 9	0 8	1 0	12 2
Piedras Blancas Historic Light Station ONA	0 7	1 8	0 0	0 0	7 9	0 8	1 0	12 2
Carrizo Plain	0 1	1 5	0 0	0 2	8 1	0 4	0 6	10 9
Santa Rosa and San Jacinto Mountains	0 1	1 4	0 0	0 4	5 6	0 0	0 2	7 7
California Coastal	0 1	1 5	0 0	0 2	8 1	0 4	0 6	10 9
Headwaters Forest Reserve	0 1	1 5	0 0	0 2	8 1	0 4	0 6	10 9
King Range NCA	0 1	1 5	0 0	0 2	8 1	0 4	0 6	10 9
Browns Canyon	0 1	1 5	0 0	0 2	8 1	0 4	0 6	10 9
Dominguez Escalante NCA	0 1	1 5	0 0	0 2	8 1	0 4	0 6	10 9
McInnis Canyons NCA	0 1	1 5	0 0	0 2	8 1	0 4	0 6	10 9
Canyons of the Ancients	0 1	1 5	0 0	0 2	8 1	0 4	0 6	10 9
Gunnison Gorge NCA	0 1	1 5	0 0	0 2	8 1	0 4	0 6	10 9
Jupiter Inlet Lighthouse ONA	0 7	1 8	0 0	0 0	7 9	0 8	1 0	12 2
Craters of the Moon	0 1	0 9	0 0	0 1	3 9	0 4	0 3	5 6
Morley Nelson Snake River Birds of Prey NCA	0 7	1 8	0 0	0 0	7 9	0 8	1 0	12 2
Pompeys Pillar	0 7	1 8	0 0	0 0	7 9	0 8	1 0	12 2
Upper Missouri River Breaks	1 3	1 7	0 0	0 3	3 8	0 6	1 0	8 7
Organ Mountains Desert Peaks	0 1	2 2	0 0	0 0	6 5	0 3	0 6	9 6
Rio Grande del Norte	0 1	1 5	0 0	0 2	8 1	0 4	0 6	10 9
Prehistoric Trackways	0 1	2 2	0 0	0 0	6 5	0 3	0 6	9 6
Fort Stanton Snowy River Cave NCA	0 1	2 2	0 0	0 0	6 5	0 3	0 6	9 6
Kasha Katuwe Tent Rocks	0 1	1 5	0 0	0 2	8 1	0 4	0 6	10 9
El Malpais NCA	0 7	1 8	0 0	0 0	7 9	0 8	1 0	12 2
Basin and Range	0 1	1 5	0 0	0 2	8 1	0 4	0 6	10 9
Sloan Canyon NCA	1 3	1 7	0 0	0 3	3 8	0 6	1 0	8 7
Black Rock Desert High Rock Canyon Emigrant Trails NCA	0 0	0 9	0 0	0 3	3 9	0 0	1 0	6 1
Red Rock Canyon NCA	1 3	1 7	0 0	0 3	3 8	0 6	1 0	8 7
Steens Mountain CMPA	0 1	0 9	0 0	0 0	6 8	1 8	0 7	10 4
Cascade Siskiyou	0 1	1 5	0 0	0 2	8 1	0 4	0 6	10 9
Yaquina Head ONA	0 7	1 8	0 0	0 0	7 9	0 8	1 0	12 2
Red Cliffs NCA	0 1	1 5	0 0	0 2	8 1	0 4	0 6	10 9
Beaver Dam Wash NCA	1 3	1 7	0 0	0 3	3 8	0 6	1 0	8 7
Grand Staircase Escalante	0 0	0 5	0 0	0 4	10 6	0 4	0 5	12 5
San Juan Islands	0 7	1 8	0 0	0 0	7 9	0 8	1 0	12 2

Units	LocalDay	NLDay	LodgeIN	CampIN	LodgeOut	CampOut	Other	Total
Steese NCA	0 1	0 7	0 0	0 3	1 9	0 4	0 6	4 0
Sonoran Desert	0 1	0 7	0 0	0 3	1 9	0 4	0 6	4 0
Las Cienegas NCA	0 1	0 7	0 0	0 3	1 9	0 4	0 6	4 0
Vermilion Cliffs	0 1	0 7	0 0	0 3	1 9	0 4	0 6	4 0
Ironwood Forest	0 1	0 7	0 0	0 3	1 9	0 4	0 6	4 0
Agua Fria	0 2	0 5	0 0	0 0	1 2	0 6	0 4	2 9
Grand Canyon Parashant	0 1	0 7	0 0	0 3	1 9	0 4	0 6	4 0
Gila Box Riparian NCA	0 1	0 7	0 0	0 3	1 9	0 4	0 6	4 0
San Pedro Riparian NCA	0 2	0 5	0 0	0 0	1 2	0 6	0 4	2 9
Mojave Trails	0 2	0 5	0 0	0 0	1 2	0 6	0 4	2 9
Sand to Snow	0 0	0 7	0 0	0 9	1 7	0 0	0 1	3 4
Berryessa Snow Mountain	0 1	0 7	0 0	0 3	1 9	0 4	0 6	4 0
Fort Ord	0 2	0 5	0 0	0 0	1 2	0 6	0 4	2 9
Piedras Blancas Historic Light Station ONA	0 2	0 5	0 0	0 0	1 2	0 6	0 4	2 9
Carrizo Plain	0 1	0 7	0 0	0 3	1 9	0 4	0 6	4 0
Santa Rosa and San Jacinto Mountains	0 0	0 7	0 0	0 9	1 7	0 0	0 1	3 4
California Coastal	0 1	0 7	0 0	0 3	1 9	0 4	0 6	4 0
Headwaters Forest Reserve	0 1	0 7	0 0	0 3	1 9	0 4	0 6	4 0
King Range NCA	0 1	0 7	0 0	0 3	1 9	0 4	0 6	4 0
Browns Canyon	0 1	0 7	0 0	0 3	1 9	0 4	0 6	4 0
Dominguez Escalante NCA	0 1	0 7	0 0	0 3	1 9	0 4	0 6	4 0
McInnis Canyons NCA	0 1	0 7	0 0	0 3	1 9	0 4	0 6	4 0
Canyons of the Ancients	0 1	0 7	0 0	0 3	1 9	0 4	0 6	4 0
Gunnison Gorge NCA	0 1	0 7	0 0	0 3	1 9	0 4	0 6	4 0
Jupiter Inlet Lighthouse ONA	0 2	0 5	0 0	0 0	1 2	0 6	0 4	2 9
Craters of the Moon	0 1	0 4	0 0	0 1	0 7	0 3	0 2	1 9
Morley Nelson Snake River Birds of Prey NCA	0 2	0 5	0 0	0 0	1 2	0 6	0 4	2 9
Pompeys Pillar	0 2	0 5	0 0	0 0	1 2	0 6	0 4	2 9
Upper Missouri River Breaks	1 0	1 0	0 0	0 5	1 8	0 5	1 2	5 9
Organ Mountains Desert Peaks	0 2	1 3	0 0	0 0	0 9	0 2	0 3	2 9
Rio Grande del Norte	0 1	0 7	0 0	0 3	1 9	0 4	0 6	4 0
Prehistoric Trackways	0 2	1 3	0 0	0 0	0 9	0 2	0 3	2 9
Fort Stanton Snowy River Cave NCA	0 2	1 3	0 0	0 0	0 9	0 2	0 3	2 9
Kasha Katuwe Tent Rocks	0 1	0 7	0 0	0 3	1 9	0 4	0 6	4 0
El Malpais NCA	0 2	0 5	0 0	0 0	1 2	0 6	0 4	2 9
Basin and Range	0 1	0 7	0 0	0 3	1 9	0 4	0 6	4 0
Sloan Canyon NCA	1 0	1 0	0 0	0 5	1 8	0 5	1 2	5 9
Black Rock Desert High Rock Canyon Emigrant Trails NCA	0 3	1 0	0 0	0 4	1 0	0 0	1 3	4 1
Red Rock Canyon NCA	1 0	1 0	0 0	0 5	1 8	0 5	1 2	5 9
Steens Mountain CMPA	0 1	0 5	0 0	0 0	1 2	1 4	0 6	3 8
Cascade Siskiyou	0 1	0 7	0 0	0 3	1 9	0 4	0 6	4 0
Yaquina Head ONA	0 2	0 5	0 0	0 0	1 2	0 6	0 4	2 9
Red Cliffs NCA	0 1	0 7	0 0	0 3	1 9	0 4	0 6	4 0
Beaver Dam Wash NCA	1 0	1 0	0 0	0 5	1 8	0 5	1 2	5 9
Grand Staircase Escalante	0 0	0 5	0 0	0 3	2 2	0 7	0 2	4 0
San Juan Islands	0 2	0 5	0 0	0 0	1 2	0 6	0 4	2 9

Units	LocalDay	NLDay	LodgeIN	CampIN	LodgeOut	CampOut	Other	Total
Steese NCA	0 2	2 0	0 0	0 4	4 3	1 0	0 9	8 8
Sonoran Desert	0 2	2 0	0 0	0 4	4 3	1 0	0 9	8 8
Las Cienegas NCA	0 2	2 0	0 0	0 4	4 3	1 0	0 9	8 8
Vermilion Cliffs	0 2	2 0	0 0	0 4	4 3	1 0	0 9	8 8
Ironwood Forest	0 2	2 0	0 0	0 4	4 3	1 0	0 9	8 8
Agua Fria	0 4	1 5	0 0	0 0	3 5	1 1	0 9	7 4
Grand Canyon Parashant	0 2	2 0	0 0	0 4	4 3	1 0	0 9	8 8
Gila Box Riparian NCA	0 2	2 0	0 0	0 4	4 3	1 0	0 9	8 8
San Pedro Riparian NCA	0 4	1 5	0 0	0 0	3 5	1 1	0 9	7 4
Mojave Trails	0 4	1 5	0 0	0 0	3 5	1 1	0 9	7 4
Sand to Snow	0 3	2 4	0 0	1 3	2 3	0 0	0 5	6 8
Berryessa Snow Mountain	0 2	2 0	0 0	0 4	4 3	1 0	0 9	8 8
Fort Ord	0 4	1 5	0 0	0 0	3 5	1 1	0 9	7 4
Piedras Blancas Historic Light Station ONA	0 4	1 5	0 0	0 0	3 5	1 1	0 9	7 4
Carrizo Plain	0 2	2 0	0 0	0 4	4 3	1 0	0 9	8 8
Santa Rosa and San Jacinto Mountains	0 3	2 4	0 0	1 3	2 3	0 0	0 5	6 8
California Coastal	0 2	2 0	0 0	0 4	4 3	1 0	0 9	8 8
Headwaters Forest Reserve	0 2	2 0	0 0	0 4	4 3	1 0	0 9	8 8
King Range NCA	0 2	2 0	0 0	0 4	4 3	1 0	0 9	8 8
Browns Canyon	0 2	2 0	0 0	0 4	4 3	1 0	0 9	8 8
Dominguez Escalante NCA	0 2	2 0	0 0	0 4	4 3	1 0	0 9	8 8
McInnis Canyons NCA	0 2	2 0	0 0	0 4	4 3	1 0	0 9	8 8
Canyons of the Ancients	0 2	2 0	0 0	0 4	4 3	1 0	0 9	8 8
Gunnison Gorge NCA	0 2	2 0	0 0	0 4	4 3	1 0	0 9	8 8
Jupiter Inlet Lighthouse ONA	0 4	1 5	0 0	0 0	3 5	1 1	0 9	7 4
Craters of the Moon	0 2	2 1	0 0	0 3	2 0	1 0	0 7	6 3
Morley Nelson Snake River Birds of Prey NCA	0 4	1 5	0 0	0 0	3 5	1 1	0 9	7 4
Pompeys Pillar	0 4	1 5	0 0	0 0	3 5	1 1	0 9	7 4
Upper Missouri River Breaks	1 3	1 4	0 0	0 3	1 8	0 6	0 9	6 2
Organ Mountains Desert Peaks	0 1	2 9	0 0	0 0	4 5	0 7	0 5	8 8
Rio Grande del Norte	0 2	2 0	0 0	0 4	4 3	1 0	0 9	8 8
Prehistoric Trackways	0 1	2 9	0 0	0 0	4 5	0 7	0 5	8 8
Fort Stanton Snowy River Cave NCA	0 1	2 9	0 0	0 0	4 5	0 7	0 5	8 8
Kasha Katuwe Tent Rocks	0 2	2 0	0 0	0 4	4 3	1 0	0 9	8 8
El Malpais NCA	0 4	1 5	0 0	0 0	3 5	1 1	0 9	7 4
Basin and Range	0 2	2 0	0 0	0 4	4 3	1 0	0 9	8 8
Sloan Canyon NCA	1 3	1 4	0 0	0 3	1 8	0 6	0 9	6 2
Black Rock Desert High Rock Canyon Emigrant Trails NCA	0 5	3 7	0 0	0 8	2 8	0 0	2 0	9 9
Red Rock Canyon NCA	1 3	1 4	0 0	0 3	1 8	0 6	0 9	6 2
Steens Mountain CMPA	0 3	1 1	0 0	0 0	3 4	3 1	0 8	8 6
Cascade Siskiyou	0 2	2 0	0 0	0 4	4 3	1 0	0 9	8 8
Yaquina Head ONA	0 4	1 5	0 0	0 0	3 5	1 1	0 9	7 4
Red Cliffs NCA	0 2	2 0	0 0	0 4	4 3	1 0	0 9	8 8
Beaver Dam Wash NCA	1 3	1 4	0 0	0 3	1 8	0 6	0 9	6 2
Grand Staircase Escalante	0 1	1 4	0 0	0 8	5 9	1 5	0 7	10 3
San Juan Islands	0 4	1 5	0 0	0 0	3 5	1 1	0 9	7 4

Units	LocalDay	NLDay	LodgeIN	CampIN	LodgeOut	CampOut	Other	Total
Steese NCA	0 0	0 4	0 0	0 1	2 4	0 1	0 3	3 3
Sonoran Desert	0 0	0 4	0 0	0 1	2 4	0 1	0 3	3 3
Las Cienegas NCA	0 0	0 4	0 0	0 1	2 4	0 1	0 3	3 3
Vermilion Cliffs	0 0	0 4	0 0	0 1	2 4	0 1	0 3	3 3
Ironwood Forest	0 0	0 4	0 0	0 1	2 4	0 1	0 3	3 3
Agua Fria	0 1	0 3	0 0	0 0	1 1	0 1	0 3	1 9
Grand Canyon Parashant	0 0	0 4	0 0	0 1	2 4	0 1	0 3	3 3
Gila Box Riparian NCA	0 0	0 4	0 0	0 1	2 4	0 1	0 3	3 3
San Pedro Riparian NCA	0 1	0 3	0 0	0 0	1 1	0 1	0 3	1 9
Mojave Trails	0 1	0 3	0 0	0 0	1 1	0 1	0 3	1 9
Sand to Snow	0 0	1 6	0 0	0 0	1 7	0 0	0 0	3 3
Berryessa Snow Mountain	0 0	0 4	0 0	0 1	2 4	0 1	0 3	3 3
Fort Ord	0 1	0 3	0 0	0 0	1 1	0 1	0 3	1 9
Piedras Blancas Historic Light Station ONA	0 1	0 3	0 0	0 0	1 1	0 1	0 3	1 9
Carrizo Plain	0 0	0 4	0 0	0 1	2 4	0 1	0 3	3 3
Santa Rosa and San Jacinto Mountains	0 0	1 6	0 0	0 0	1 7	0 0	0 0	3 3
California Coastal	0 0	0 4	0 0	0 1	2 4	0 1	0 3	3 3
Headwaters Forest Reserve	0 0	0 4	0 0	0 1	2 4	0 1	0 3	3 3
King Range NCA	0 0	0 4	0 0	0 1	2 4	0 1	0 3	3 3
Browns Canyon	0 0	0 4	0 0	0 1	2 4	0 1	0 3	3 3
Dominguez Escalante NCA	0 0	0 4	0 0	0 1	2 4	0 1	0 3	3 3
McInnis Canyons NCA	0 0	0 4	0 0	0 1	2 4	0 1	0 3	3 3
Canyons of the Ancients	0 0	0 4	0 0	0 1	2 4	0 1	0 3	3 3
Gunnison Gorge NCA	0 0	0 4	0 0	0 1	2 4	0 1	0 3	3 3
Jupiter Inlet Lighthouse ONA	0 1	0 3	0 0	0 0	1 1	0 1	0 3	1 9
Craters of the Moon	0 0	1 2	0 0	0 1	1 6	0 0	0 1	2 9
Morley Nelson Snake River Birds of Prey NCA	0 1	0 3	0 0	0 0	1 1	0 1	0 3	1 9
Pompeys Pillar	0 1	0 3	0 0	0 0	1 1	0 1	0 3	1 9
Upper Missouri River Breaks	0 1	0 2	0 0	0 0	0 2	0 1	0 1	0 7
Organ Mountains Desert Peaks	0 0	0 4	0 0	0 0	1 4	0 0	0 2	2 0
Rio Grande del Norte	0 0	0 4	0 0	0 1	2 4	0 1	0 3	3 3
Prehistoric Trackways	0 0	0 4	0 0	0 0	1 4	0 0	0 2	2 0
Fort Stanton Snowy River Cave NCA	0 0	0 4	0 0	0 0	1 4	0 0	0 2	2 0
Kasha Katuwe Tent Rocks	0 0	0 4	0 0	0 1	2 4	0 1	0 3	3 3
El Malpais NCA	0 1	0 3	0 0	0 0	1 1	0 1	0 3	1 9
Basin and Range	0 0	0 4	0 0	0 1	2 4	0 1	0 3	3 3
Sloan Canyon NCA	0 1	0 2	0 0	0 0	0 2	0 1	0 1	0 7
Black Rock Desert High Rock Canyon Emigrant Trails NCA	0 1	0 2	0 0	0 1	0 6	0 0	1 4	2 4
Red Rock Canyon NCA	0 1	0 2	0 0	0 0	0 2	0 1	0 1	0 7
Steens Mountain CMPA	0 0	0 0	0 0	0 0	0 3	0 0	0 2	0 5
Cascade Siskiyou	0 0	0 4	0 0	0 1	2 4	0 1	0 3	3 3
Yaquina Head ONA	0 1	0 3	0 0	0 0	1 1	0 1	0 3	1 9
Red Cliffs NCA	0 0	0 4	0 0	0 1	2 4	0 1	0 3	3 3
Beaver Dam Wash NCA	0 1	0 2	0 0	0 0	0 2	0 1	0 1	0 7
Grand Staircase Escalante	0 0	0 1	0 0	0 0	3 8	0 3	0 2	4 5
San Juan Islands	0 1	0 3	0 0	0 0	1 1	0 1	0 3	1 9

Units	LocalDay	NLDay	LodgeIN	CampIN	LodgeOut	CampOut	Other	Total
Steese NCA	0 1	1 1	0 0	0 1	2 3	0 3	0 3	4 3
Sonoran Desert	0 1	1 1	0 0	0 1	2 3	0 3	0 3	4 3
Las Cienegas NCA	0 1	1 1	0 0	0 1	2 3	0 3	0 3	4 3
Vermilion Cliffs	0 1	1 1	0 0	0 1	2 3	0 3	0 3	4 3
Ironwood Forest	0 1	1 1	0 0	0 1	2 3	0 3	0 3	4 3
Agua Fria	0 5	1 2	0 0	0 0	2 3	0 4	0 5	4 8
Grand Canyon Parashant	0 1	1 1	0 0	0 1	2 3	0 3	0 3	4 3
Gila Box Riparian NCA	0 1	1 1	0 0	0 1	2 3	0 3	0 3	4 3
San Pedro Riparian NCA	0 5	1 2	0 0	0 0	2 3	0 4	0 5	4 8
Mojave Trails	0 5	1 2	0 0	0 0	2 3	0 4	0 5	4 8
Sand to Snow	0 0	1 4	0 0	0 3	1 0	0 0	0 1	2 8
Berryessa Snow Mountain	0 1	1 1	0 0	0 1	2 3	0 3	0 3	4 3
Fort Ord	0 5	1 2	0 0	0 0	2 3	0 4	0 5	4 8
Piedras Blancas Historic Light Station ONA	0 5	1 2	0 0	0 0	2 3	0 4	0 5	4 8
Carrizo Plain	0 1	1 1	0 0	0 1	2 3	0 3	0 3	4 3
Santa Rosa and San Jacinto Mountains	0 0	1 4	0 0	0 3	1 0	0 0	0 1	2 8
California Coastal	0 1	1 1	0 0	0 1	2 3	0 3	0 3	4 3
Headwaters Forest Reserve	0 1	1 1	0 0	0 1	2 3	0 3	0 3	4 3
King Range NCA	0 1	1 1	0 0	0 1	2 3	0 3	0 3	4 3
Browns Canyon	0 1	1 1	0 0	0 1	2 3	0 3	0 3	4 3
Dominguez Escalante NCA	0 1	1 1	0 0	0 1	2 3	0 3	0 3	4 3
McInnis Canyons NCA	0 1	1 1	0 0	0 1	2 3	0 3	0 3	4 3
Canyons of the Ancients	0 1	1 1	0 0	0 1	2 3	0 3	0 3	4 3
Gunnison Gorge NCA	0 1	1 1	0 0	0 1	2 3	0 3	0 3	4 3
Jupiter Inlet Lighthouse ONA	0 5	1 2	0 0	0 0	2 3	0 4	0 5	4 8
Craters of the Moon	0 1	1 0	0 0	0 1	0 8	0 2	0 5	2 6
Morley Nelson Snake River Birds of Prey NCA	0 5	1 2	0 0	0 0	2 3	0 4	0 5	4 8
Pompeys Pillar	0 5	1 2	0 0	0 0	2 3	0 4	0 5	4 8
Upper Missouri River Breaks	0 3	0 7	0 0	0 2	1 0	0 3	0 3	2 9
Organ Mountains Desert Peaks	0 2	1 3	0 0	0 0	0 8	0 0	0 2	2 5
Rio Grande del Norte	0 1	1 1	0 0	0 1	2 3	0 3	0 3	4 3
Prehistoric Trackways	0 2	1 3	0 0	0 0	0 8	0 0	0 2	2 5
Fort Stanton Snowy River Cave NCA	0 2	1 3	0 0	0 0	0 8	0 0	0 2	2 5
Kasha Katuwe Tent Rocks	0 1	1 1	0 0	0 1	2 3	0 3	0 3	4 3
El Malpais NCA	0 5	1 2	0 0	0 0	2 3	0 4	0 5	4 8
Basin and Range	0 1	1 1	0 0	0 1	2 3	0 3	0 3	4 3
Sloan Canyon NCA	0 3	0 7	0 0	0 2	1 0	0 3	0 3	2 9
Black Rock Desert High Rock Canyon Emigrant Trails NCA	0 2	1 1	0 0	0 2	0 7	0 0	0 3	2 5
Red Rock Canyon NCA	0 3	0 7	0 0	0 2	1 0	0 3	0 3	2 9
Steens Mountain CMPA	0 0	0 0	0 0	0 0	0 3	0 1	0 0	0 4
Cascade Siskiyou	0 1	1 1	0 0	0 1	2 3	0 3	0 3	4 3
Yaquina Head ONA	0 5	1 2	0 0	0 0	2 3	0 4	0 5	4 8
Red Cliffs NCA	0 1	1 1	0 0	0 1	2 3	0 3	0 3	4 3
Beaver Dam Wash NCA	0 3	0 7	0 0	0 2	1 0	0 3	0 3	2 9
Grand Staircase Escalante	0 0	0 3	0 0	0 2	1 7	0 3	0 2	2 6
San Juan Islands	0 5	1 2	0 0	0 0	2 3	0 4	0 5	4 8

Units	LocalDay	NLDay	LodgeIN	CampIN	LodgeOut	CampOut	Other	Total
Steese NCA	0 1	1 4	0 0	0 3	3 0	0 4	0 6	5 8
Sonoran Desert	0 1	1 4	0 0	0 3	3 0	0 4	0 6	5 8
Las Cienegas NCA	0 1	1 4	0 0	0 3	3 0	0 4	0 6	5 8
Vermilion Cliffs	0 1	1 4	0 0	0 3	3 0	0 4	0 6	5 8
Ironwood Forest	0 1	1 4	0 0	0 3	3 0	0 4	0 6	5 8
Agua Fria	0 5	1 8	0 0	0 0	3 1	0 5	0 7	6 6
Grand Canyon Parashant	0 1	1 4	0 0	0 3	3 0	0 4	0 6	5 8
Gila Box Riparian NCA	0 1	1 4	0 0	0 3	3 0	0 4	0 6	5 8
San Pedro Riparian NCA	0 5	1 8	0 0	0 0	3 1	0 5	0 7	6 6
Mojave Trails	0 5	1 8	0 0	0 0	3 1	0 5	0 7	6 6
Sand to Snow	0 0	1 3	0 0	0 4	1 2	0 0	0 1	3 0
Berryessa Snow Mountain	0 1	1 4	0 0	0 3	3 0	0 4	0 6	5 8
Fort Ord	0 5	1 8	0 0	0 0	3 1	0 5	0 7	6 6
Piedras Blancas Historic Light Station ONA	0 5	1 8	0 0	0 0	3 1	0 5	0 7	6 6
Carrizo Plain	0 1	1 4	0 0	0 3	3 0	0 4	0 6	5 8
Santa Rosa and San Jacinto Mountains	0 0	1 3	0 0	0 4	1 2	0 0	0 1	3 0
California Coastal	0 1	1 4	0 0	0 3	3 0	0 4	0 6	5 8
Headwaters Forest Reserve	0 1	1 4	0 0	0 3	3 0	0 4	0 6	5 8
King Range NCA	0 1	1 4	0 0	0 3	3 0	0 4	0 6	5 8
Browns Canyon	0 1	1 4	0 0	0 3	3 0	0 4	0 6	5 8
Dominguez Escalante NCA	0 1	1 4	0 0	0 3	3 0	0 4	0 6	5 8
McInnis Canyons NCA	0 1	1 4	0 0	0 3	3 0	0 4	0 6	5 8
Canyons of the Ancients	0 1	1 4	0 0	0 3	3 0	0 4	0 6	5 8
Gunnison Gorge NCA	0 1	1 4	0 0	0 3	3 0	0 4	0 6	5 8
Jupiter Inlet Lighthouse ONA	0 5	1 8	0 0	0 0	3 1	0 5	0 7	6 6
Craters of the Moon	0 1	1 1	0 0	0 1	0 9	0 4	0 6	3 2
Morley Nelson Snake River Birds of Prey NCA	0 5	1 8	0 0	0 0	3 1	0 5	0 7	6 6
Pompeys Pillar	0 5	1 8	0 0	0 0	3 1	0 5	0 7	6 6
Upper Missouri River Breaks	0 3	0 7	0 0	0 2	1 2	0 4	0 4	3 3
Organ Mountains Desert Peaks	0 2	3 6	0 0	0 0	2 9	0 2	1 1	8 0
Rio Grande del Norte	0 1	1 4	0 0	0 3	3 0	0 4	0 6	5 8
Prehistoric Trackways	0 2	3 6	0 0	0 0	2 9	0 2	1 1	8 0
Fort Stanton Snowy River Cave NCA	0 2	3 6	0 0	0 0	2 9	0 2	1 1	8 0
Kasha Katuwe Tent Rocks	0 1	1 4	0 0	0 3	3 0	0 4	0 6	5 8
El Malpais NCA	0 5	1 8	0 0	0 0	3 1	0 5	0 7	6 6
Basin and Range	0 1	1 4	0 0	0 3	3 0	0 4	0 6	5 8
Sloan Canyon NCA	0 3	0 7	0 0	0 2	1 2	0 4	0 4	3 3
Black Rock Desert High Rock Canyon Emigrant Trails NCA	0 1	1 4	0 0	0 3	0 6	0 0	0 5	2 8
Red Rock Canyon NCA	0 3	0 7	0 0	0 2	1 2	0 4	0 4	3 3
Steens Mountain CMPA	0 1	0 9	0 0	0 0	0 8	0 7	0 2	2 7
Cascade Siskiyou	0 1	1 4	0 0	0 3	3 0	0 4	0 6	5 8
Yaquina Head ONA	0 5	1 8	0 0	0 0	3 1	0 5	0 7	6 6
Red Cliffs NCA	0 1	1 4	0 0	0 3	3 0	0 4	0 6	5 8
Beaver Dam Wash NCA	0 3	0 7	0 0	0 2	1 2	0 4	0 4	3 3
Grand Staircase Escalante	0 0	0 2	0 0	0 3	3 0	0 6	0 6	4 7
San Juan Islands	0 5	1 8	0 0	0 0	3 1	0 5	0 7	6 6

Units	LocalDay	NLDay	LodgeIN	CampIN	LodgeOut	CampOut	Other	All
Steese NCA	0 7	7 1	0 0	1 8	41 1	3 6	3 2	57 5
Sonoran Desert	0 7	7 1	0 0	1 8	41 1	3 6	3 2	57 5
Las Cienegas NCA	0 7	7 1	0 0	1 8	41 1	3 6	3 2	57 5
Vermilion Cliffs	0 7	7 1	0 0	1 8	41 1	3 6	3 2	57 5
Ironwood Forest	0 7	7 1	0 0	1 8	41 1	3 6	3 2	57 5
Agua Fria	2 4	7 1	0 0	0 0	36 0	4 9	3 8	54 2
Grand Canyon Parashant	0 7	7 1	0 0	1 8	41 1	3 6	3 2	57 5
Gila Box Riparian NCA	0 7	7 1	0 0	1 8	41 1	3 6	3 2	57 5
San Pedro Riparian NCA	2 4	7 1	0 0	0 0	36 0	4 9	3 8	54 2
Mojave Trails	2 4	7 1	0 0	0 0	36 0	4 9	3 8	54 2
Sand to Snow	0 4	8 8	0 0	4 2	28 9	0 0	1 1	43 4
Berryessa Snow Mountain	0 7	7 1	0 0	1 8	41 1	3 6	3 2	57 5
Fort Ord	2 4	7 1	0 0	0 0	36 0	4 9	3 8	54 2
Piedras Blancas Historic Light Station ONA	2 4	7 1	0 0	0 0	36 0	4 9	3 8	54 2
Carrizo Plain	0 7	7 1	0 0	1 8	41 1	3 6	3 2	57 5
Santa Rosa and San Jacinto Mountains	0 4	8 8	0 0	4 2	28 9	0 0	1 1	43 4
California Coastal	0 7	7 1	0 0	1 8	41 1	3 6	3 2	57 5
Headwaters Forest Reserve	0 7	7 1	0 0	1 8	41 1	3 6	3 2	57 5
King Range NCA	0 7	7 1	0 0	1 8	41 1	3 6	3 2	57 5
Browns Canyon	0 7	7 1	0 0	1 8	41 1	3 6	3 2	57 5
Dominguez Escalante NCA	0 7	7 1	0 0	1 8	41 1	3 6	3 2	57 5
McInnis Canyons NCA	0 7	7 1	0 0	1 8	41 1	3 6	3 2	57 5
Canyons of the Ancients	0 7	7 1	0 0	1 8	41 1	3 6	3 2	57 5
Gunnison Gorge NCA	0 7	7 1	0 0	1 8	41 1	3 6	3 2	57 5
Jupiter Inlet Lighthouse ONA	2 4	7 1	0 0	0 0	36 0	4 9	3 8	54 2
Craters of the Moon	0 4	6 8	0 0	0 9	17 7	3 1	2 3	31 2
Morley Nelson Snake River Birds of Prey NCA	2 4	7 1	0 0	0 0	36 0	4 9	3 8	54 2
Pompeys Pillar	2 4	7 1	0 0	0 0	36 0	4 9	3 8	54 2
Upper Missouri River Breaks	4 4	5 6	0 0	1 8	20 5	3 8	3 9	40 2
Organ Mountains Desert Peaks	0 7	11 8	0 0	0 0	31 8	1 7	2 8	48 8
Rio Grande del Norte	0 7	7 1	0 0	1 8	41 1	3 6	3 2	57 5
Prehistoric Trackways	0 7	11 8	0 0	0 0	31 8	1 7	2 8	48 8
Fort Stanton Snowy River Cave NCA	0 7	11 8	0 0	0 0	31 8	1 7	2 8	48 8
Kasha Katuwe Tent Rocks	0 7	7 1	0 0	1 8	41 1	3 6	3 2	57 5
El Malpais NCA	2 4	7 1	0 0	0 0	36 0	4 9	3 8	54 2
Basin and Range	0 7	7 1	0 0	1 8	41 1	3 6	3 2	57 5
Sloan Canyon NCA	4 4	5 6	0 0	1 8	20 5	3 8	3 9	40 2
Black Rock Desert High Rock Canyon Emigrant Trails NCA	1 3	8 4	0 0	2 7	18 5	0 0	6 8	37 7
Red Rock Canyon NCA	4 4	5 6	0 0	1 8	20 5	3 8	3 9	40 2
Steens Mountain CMPA	0 6	3 5	0 0	0 0	26 2	9 7	2 5	42 5
Cascade Siskiyou	0 7	7 1	0 0	1 8	41 1	3 6	3 2	57 5
Yaquina Head ONA	2 4	7 1	0 0	0 0	36 0	4 9	3 8	54 2
Red Cliffs NCA	0 7	7 1	0 0	1 8	41 1	3 6	3 2	57 5
Beaver Dam Wash NCA	4 4	5 6	0 0	1 8	20 5	3 8	3 9	40 2
Grand Staircase Escalante	0 2	2 9	0 0	2 7	49 9	5 2	2 5	63 4
San Juan Islands	2 4	7 1	0 0	0 0	36 0	4 9	3 8	54 2

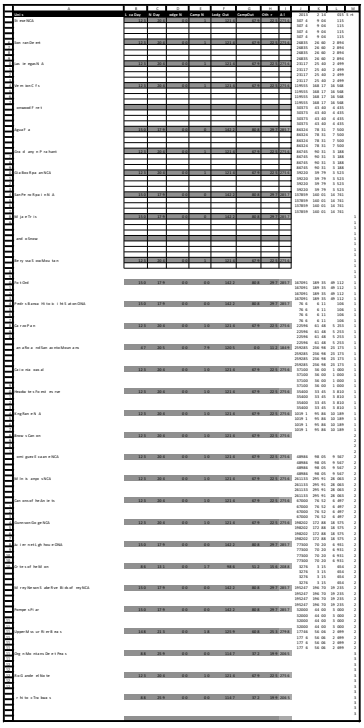

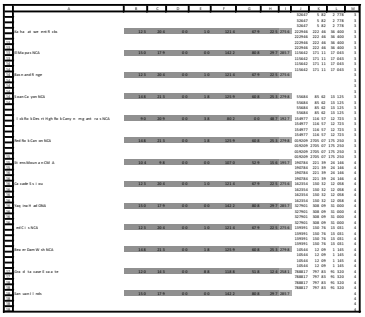

| | | |

	A	B	C	D	E	F	G	H	I	J	K	L	M	N	O	P	Q	R	S	T	U	V	W	X	Y	Z	AA	AB	AC	AD	AE	AF	AG	AH	AI	AJ	AK	AL
1	Date-ci	ratio	time	incorpo	ly pos	ddi	ata	lis	ia	ssol	r																											
2	Cor_	ratio	ssol	ssol	ssol	ssol	ssol	ssol	ssol	ssol	ssol	ssol	ssol	ssol	ssol	ssol	ssol	ssol	ssol	ssol	ssol	ssol	ssol	ssol	ssol	ssol	ssol	ssol	ssol	ssol	ssol	ssol	ssol	ssol	ssol	ssol	ssol	ssol
3	2020	2020	2020	2020	2020	2020	2020	2020	2020	2020	2020	2020	2020	2020	2020	2020	2020	2020	2020	2020	2020	2020	2020	2020	2020	2020	2020	2020	2020	2020	2020	2020	2020	2020	2020	2020	2020	2020
4	2020	2020	2020	2020	2020	2020	2020	2020	2020	2020	2020	2020	2020	2020	2020	2020	2020	2020	2020	2020	2020	2020	2020	2020	2020	2020	2020	2020	2020	2020	2020	2020	2020	2020	2020	2020	2020	2020
5	2020	2020	2020	2020	2020	2020	2020	2020	2020	2020	2020	2020	2020	2020	2020	2020	2020	2020	2020	2020	2020	2020	2020	2020	2020	2020	2020	2020	2020	2020	2020	2020	2020	2020	2020	2020	2020	2020
6	2020	2020	2020	2020	2020	2020	2020	2020	2020	2020	2020	2020	2020	2020	2020	2020	2020	2020	2020	2020	2020	2020	2020	2020	2020	2020	2020	2020	2020	2020	2020	2020	2020	2020	2020	2020	2020	2020
7	2020	2020	2020	2020	2020	2020	2020	2020	2020	2020	2020	2020	2020	2020	2020	2020	2020	2020	2020	2020	2020	2020	2020	2020	2020	2020	2020	2020	2020	2020	2020	2020	2020	2020	2020	2020	2020	2020
8	2020	2020	2020	2020	2020	2020	2020	2020	2020	2020	2020	2020	2020	2020	2020	2020	2020	2020	2020	2020	2020	2020	2020	2020	2020	2020	2020	2020	2020	2020	2020	2020	2020	2020	2020	2020	2020	2020
9	2020	2020	2020	2020	2020	2020	2020	2020	2020	2020	2020	2020	2020	2020	2020	2020	2020	2020	2020	2020	2020	2020	2020	2020	2020	2020	2020	2020	2020	2020	2020	2020	2020	2020	2020	2020	2020	2020
10	2020	2020	2020	2020	2020	2020	2020	2020	2020	2020	2020	2020	2020	2020	2020	2020	2020	2020	2020	2020	2020	2020	2020	2020	2020	2020	2020	2020	2020	2020	2020	2020	2020	2020	2020	2020	2020	2020
11	2020	2020	2020	2020	2020	2020	2020	2020	2020	2020	2020	2020	2020	2020	2020	2020	2020	2020	2020	2020	2020	2020	2020	2020	2020	2020	2020	2020	2020	2020	2020	2020	2020	2020	2020	2020	2020	2020
12	2020	2020	2020	2020	2020	2020	2020	2020	2020	2020	2020	2020	2020	2020	2020	2020	2020	2020	2020	2020	2020	2020	2020	2020	2020	2020	2020	2020	2020	2020	2020	2020	2020	2020	2020	2020	2020	2020
13	2020	2020	2020	2020	2020	2020	2020	2020	2020	2020	2020	2020	2020	2020	2020	2020	2020	2020	2020	2020	2020	2020	2020	2020	2020	2020	2020	2020	2020	2020	2020	2020	2020	2020	2020	2020	2020	2020
14	2020	2020	2020	2020	2020	2020	2020	2020	2020	2020	2020	2020	2020	2020	2020	2020	2020	2020	2020	2020	2020	2020	2020	2020	2020	2020	2020	2020	2020	2020	2020	2020	2020	2020	2020	2020	2020	2020
15	2020	2020	2020	2020	2020	2020	2020	2020	2020	2020	2020	2020	2020	2020	2020	2020	2020	2020	2020	2020	2020	2020	2020	2020	2020	2020	2020	2020	2020	2020	2020	2020	2020	2020	2020	2020	2020	2020
16	2020	2020	2020	2020	2020	2020	2020	2020	2020	2020	2020	2020	2020	2020	2020	2020	2020	2020	2020	2020	2020	2020	2020	2020	2020	2020	2020	2020	2020	2020	2020	2020	2020	2020	2020	2020	2020	2020
17	2020	2020	2020	2020	2020	2020	2020	2020	2020	2020	2020	2020	2020	2020	2020	2020	2020	2020	2020	2020	2020	2020	2020	2020	2020	2020	2020	2020	2020	2020	2020	2020	2020	2020	2020	2020	2020	2020
18	2020	2020	2020	2020	2020	2020	2020	2020	2020	2020	2020	2020	2020	2020	2020	2020	2020	2020	2020	2020	2020	2020	2020	2020	2020	2020	2020	2020	2020	2020	2020	2020	2020	2020	2020	2020	2020	2020
19	2020	2020	2020	2020	2020	2020	2020	2020	2020	2020	2020	2020	2020	2020	2020	2020	2020	2020	2020	2020	2020	2020	2020	2020	2020	2020	2020	2020	2020	2020	2020	2020	2020	2020	2020	2020	2020	2020
20	2020	2020	2020	2020	2020	2020	2020	2020	2020	2020	2020	2020	2020	2020	2020	2020	2020	2020	2020	2020	2020	2020	2020	2020	2020	2020	2020	2020	2020	2020	2020	2020	2020	2020	2020	2020	2020	2020
21	2020	2020	2020	2020	2020	2020	2020	2020	2020	2020	2020	2020	2020	2020	2020	2020	2020	2020	2020	2020	2020	2020	2020	2020	2020	2020	2020	2020	2020	2020	2020	2020	2020	2020	2020	2020	2020	2020
22	2020	2020	2020	2020	2020	2020	2020	2020	2020	2020	2020	2020	2020	2020	2020	2020	2020	2020	2020	2020	2020	2020	2020	2020	2020	2020	2020	2020	2020	2020	2020	2020	2020	2020	2020	2020	2020	2020
23	2020	2020	2020	2020	2020	2020	2020	2020	2020	2020	2020	2020	2020	2020	2020	2020	2020	2020	2020	2020	2020	2020	2020	2020	2020	2020	2020	2020	2020	2020	2020	2020	2020	2020	2020	2020	2020	2020
24	2020	2020	2020	2020	2020	2020	2020	2020	2020	2020	2020	2020	2020	2020	2020	2020	2020	2020	2020	2020	2020	2020	2020	2020	2020	2020	2020	2020	2020	2020	2020	2020	2020	2020	2020	2020	2020	2020
25	2020	2020	2020	2020	2020	2020	2020	2020	2020	2020	2020	2020	2020	2020	2020	2020	2020	2020	2020	2020	2020	2020	2020	2020	2020	2020	2020	2020	2020	2020	2020	2020	2020	2020	2020	2020	2020	2020
26	2020	2020	2020	2020	2020	2020	2020	2020	2020	2020	2020	2020	2020	2020	2020	2020	2020	2020	2020	2020	2020	2020	2020	2020	2020	2020	2020	2020	2020	2020	2020	2020	2020	2020	2020	2020	2020	2020
27	2020	2020	2020	2020	2020	2020	2020	2020	2020	2020	2020	2020	2020	2020	2020	2020	2020	2020	2020	2020	2020	2020	2020	2020	2020	2020	2020	2020	2020	2020	2020	2020	2020	2020	2020	2020	2020	2020
28	2020	2020	2020	2020	2020	2020	2020	2020	2020	2020	2020	2020	2020	2020	2020	2020	2020	2020	2020	2020	2020	2020	2020	2020	2020	2020	2020	2020	2020	2020	2020	2020	2020	2020	2020	2020	2020	2020
29	2020	2020	2020	2020	2020	2020	2020	2020	2020	2020	2020	2020	2020	2020	2020	2020	2020	2020	2020	2020	2020	2020	2020	2020	2020	2020	2020	2020	2020	2020	2020	2020	2020	2020	2020	2020	2020	2020
30	2020	2020	2020	2020	2020	2020	2020	2020	2020	2020	2020	2020	2020	2020	2020	2020	2020	2020	2020	2020	2020	2020	2020	2020	2020	2020	2020	2020	2020	2020	2020	2020	2020	2020	2020	2020	2020	2020
31	2020	2020	2020	2020	2020	2020	2020	2020	2020	2020	2020	2020	2020	2020	2020	2020	2020	2020	2020	2020	2020	2020	2020	2020	2020	2020	2020	2020	2020	2020	2020	2020	2020	2020	2020	2020	2020	2020
32	2020	2020	2020	2020	2020	2020	2020	2020	2020	2020	2020	2020	2020	2020	2020	2020	2020	2020	2020	2020	2020	2020	2020	2020	2020	2020	2020	2020	2020	2020	2020	2020	2020	2020	2020	2020	2020	2020
33	2020	2020	2020	2020	2020	2020	2020	2020	2020	2020	2020	2020	2020	2020	2020	2020	2020	2020	2020	2020	2020	2020	2020	2020	2020	2020	2020	2020	2020	2020	2020	2020	2020	2020	2020	2020	2020	2020
34	2020	2020	2020	2020	2020	2020	2020	2020	2020	2020	2020	2020	2020	2020	2020	2020	2020	2020	2020	2020	2020	2020	2020	2020	2020	2020	2020	2020	2020	2020	2020	2020	2020	2020	2020	2020	2020	2020
35	2020	2020	2020	2020	2020	2020	2020	2020	2020	2020	2020	2020	2020	2020	2020	2020	2020	2020	2020	2020	2020	2020	2020	2020	2020	2020	2020	2020	2020	2020	2020	2020	2020	2020	2020	2020	2020	2020
36	2020	2020	2020	2020	2020	2020	2020	2020	2020	2020	2020	2020	2020	2020	2020	2020	2020	2020	2020	2020	2020	2020	2020	2020	2020	2020	2020	2020	2020	2020	2020	2020	2020	2020	2020	2020	2020	2020
37	2020	2020	2020	2020	2020	2020	2020	2020	2020	2020	2020	2020	2020	2020	2020	2020	2020	2020	2020	2020	2020	2020	2020	2020	2020	2020	2020	2020	2020	2020	2020	2020	2020	2020	2020	2020	2020	2020
38	2020	2020	2020	2020	2020	2020	2020	2020	2020	2020	2020	2020	2020	2020	2020	2020	2020	2020	2020	2020	2020	2020	2020	2020	2020	2020	2020	2020	2020	2020	2020	2020	2020	2020	2020	2020	2020	2020
39	2020	2020	2020	2020	2020	2020	2020	2020	2020	2020	2020	2020	2020	2020	2020	2020	2020	2020	2020	2020	2020	2020	2020	2020	2020	2020	2020	2020	2020	2020	2020	2020	2020	2020	2020	2020	2020	2020
40	2020	2020	2020	2020	2020	2020	2020	2020	2020	2020	2020	2020	2020	2020	2020	2020	2020	2020	2020	2020	2020	2020	2020	2020	2020	2020	2020	2020	2020	2020	2020	2020	2020	2020	2020	2020	2020	2020
41	2020	2020	2020	2020	2020	2020	2020	2020	2020	2020	2020	2020	2020	2020	2020	2020	2020	2020	2020	2020	2020	2020	2020	2020	2020	2020	2020	2020	2020	2020	2020	2020	2020	2020	2020	2020	2020	2020
42	2020	2020	2020	2020	2020	2020	2020	2020	2020	2020	2020	2020	2020	2020	2020	2020	2020	2020	2020	2020	2020	2020	2020	2020	2020	2020	2020	2020	2020	2020	2020	2020	2020	2020	2020	2020	2020	2020
43	2020	2020	2020	2020	2020	2020	2020	2020	2020	2020	2020	2020	2020	2020	2020	2020	2020	2020	2020	2020	2020	2020	2020	2020	2020	2020	2020	2020	2020	2020	2020	2020	2020	2020	2020	2020	2020	2020
44	2020	2020	2020	2020	2020	2020	2020	2020	2020	2020	2020	2020	2020	2020	2020	2020	2020	2020	2020	2020	2020	2020	2020	2020	2020	2020	2020	2020	2020	2020	2020	2020	2020	2020	2020	2020	2020	2020
45	2020	2020	2020	2020	2020	2020	2020	2020	2020	2020	2020	2020	2020	2020	2020	2020	2020	2020	2020	2020	2020	2020	2020	2020	2020	2020	2020	2020	2020	2020	2020	2020	2020	2020	2020	2020	2020	2020
46	2020	2020	2020	2020	2020	2020	2020	2020	2020	2020	2020	2020	2020	2020	2020	2020	2020	2020	2020	2020	2020	2020	2020	2020	2020	2020	2020	2020	2020	2020	2020	2020	2020	2020	2020	2020	2020	2020
47	2020	2020	2020	2020	2020	2020	2020	2020	2020	2020	2020	2020	2020	2020	2020	2020	2020	2020	2020	2020	2020	2020	2020	2020	2020	2020	2020	2020	2020	2020	2020	2020	2020	2020	2020	2020	2020	2020
48	2020	2020	2020	2020	2020	2020	2020	2020	2020	2020	2020	2020	2020	2020	2020	2020	2020	2020	2020	2020	2020	2020	2020	2020	2020	2020	2020	2020	2020	2020	2020	2020	2020	2020	2020	2020	2020	2020
49	2020	2020	2020	2020	2020	2020	2020	2020	2020	2020	2020	2020	2020	2020	2020	2020	2020	2020	2020	2020	2020	2020	2020	2020	2020	2020	2020	2020	2020	2020	2020	2020	2020	2020	2020	2020	2020	2020
50	2020	2020	2020	2020	2020	2020	2020	2020	2020	2020	2020	2020	2020	2020	2020	2020	2020	2020	2020	2020	2020	2020	2020	2020	2020	2020	2020	2020	2020	2020	2020	2020	2020	2020	2020	2020	2020	2020
51	2020	2020	2020	2020	2020	2020	2020	2020	2020	2020	2020	2020	2020	2020	2020	2020	2020	2020	2020	2020	2020	2020	2020	2020	2020	2020	2020	2020	2020	2020	2020	2020	2020	2020	2020	2020	2020	2020
52	2020	2020	2020	2020	2020	2020	2020	2020	2020	2020	2020	2020	2020	2020	2020	2020	2020	2020	2020	2020	2020	2020	2020	2020	2020	2020	2020	2020	2020	2020	2020	2020	2020	2020	2020	2020	2020	2020
53	2020	2020	2020	2020	2020	2020	2020	2020	2020	2020	2020	2020	2020	2020	2020	2020	2020	2020	2020	2020	2020	2020	2020	2020	2020	2020	2020	2020	2020	2020	2020	2020	2020	2020	2020	2020	2020	2020
54	2020	2020	2020	2020	2020	2020	2020	2020	2020	2020	2020	2020	2020	2020	2020	2020	2020	2020	2020	2020	2020	2020	2020	2020	2020	2020	2020	2020	2020	2020	2020	2020	2020	2020	2020	2020	2020	2020
55	2020	2020	2020	2020	2020	2020	2020	2020	2020	2020	2020	2020	2020	2020	2020	2020	2020	2020	2020	2020	2020	2020	2020	2020	2020	2020	2020	2020	2020	2020	2020	2020	2020	2020	2020	2020	2020	2020
56	2020	2020	2020	2020	2020	2020	2020	2020	2020	2020	2020	2020	2020	2020	2020	2020	2020	2020	2020	2020	2020	2020	2020	2020	2020	2020	2020	2020	2020	2020	2020	2020	2020	2020	2020	2020	2020	2020
57	2020	2020	2020	2020	2020	2020	2020	2020	2020	2020	2020	2020	2020	2020	2020	2020	2020	2020	2020	2020	2020	2020	2020	2020	2020	2020	2020	2020	2020	2020	2020	2020	2020	2020	2020	2020	2020	2020
58	2020	2020	2020	2020	2020	2020	2020	2020	2020	2020	2020	2020	2020	2020	2020	2020	2020	2020	2020	2020	2020	2020	2020	2020	2020	2020	2020	2020	2020	2020	2020	2020	2020	2020	2020	2020	2020	2020
59	2020	2020	2020	2020	2020	2020	2020	2020	2020	2020	2020	2020	2020	2020	2020	2020	2020	2020	2020	2020	2020	2020	2020	2020	2020	2020	2020	2020	2020	2020	2020	2020	2020	2020	2020	2020	2020	2020
60	2020	2020	2020	2020	2020	2020	2020	2020	2020	2020	2020	2020	2020	2020	2020	2020	2020	2020	2020	2020	2020	2020	2020	2020	2020	2020	2020	2020	2020	2020	2020	2020	2020	2020	2020	2020	2020	2020
61	2020	2020	2020	2020	2020	2020	2020	2020	2020	2020	2020	2020	2020	2020	2020	2020	2020	2020	2020	2020	2020	2020	2020	2020	2020	2020	2020	2020	2020	2020	2020	2020	2020	2020	2020	2020	2020	2020

| | | |

	A	B	C	D	E	F	G	H
1								
2	Ent > 2017 and 2018 Vis 1 can D to Home to Ent Upda ed . cancel c and Ba to 1 . ava to a Ma 1 Can							
3	Ent 1 > 2 and Ma 1 Ma Fmed cancel c Fmed	ca.ac	0.01	0.01	0.01	0.01	0.17	0.01
4	Ca.ac NICA	ca.ac	8.34	8.21	7.11	7.11	21.14	0.01
5	Ca.ac NICA	ca.ac	8.34	8.21	7.11	7.11	21.14	0.01
6	Ca.ac NICA	ca.ac	8.34	8.21	7.11	7.11	21.14	0.01
7	Ca.ac NICA	ca.ac	8.34	8.21	7.11	7.11	21.14	0.01
8								
9								
10								
11								
12	Can.ca.Cin ad	c.anca	25.11	25.11	21.11	21.11	11.17	0.01
13	Can.ca.ngan2 d	c.anca	25.11	25.11	21.11	21.11	28.11	0.01
14	Can.ca.ngan3 d	c.anca	25.11	25.11	21.11	21.11	28.11	0.01
15	Can.ca.ngan3 d	c.anca	25.11	25.11	21.11	21.11	28.11	0.01
16	Can.ca.ngan3 d	c.anca	25.11	25.11	21.11	21.11	28.11	0.01
17	Ch.ch.ngo2 Fa	c.anca	118.11	118.11	111.11	111.11	175.11	0.01
18	Ch.ch.ngo2 Fa	c.anca	118.11	118.11	111.11	111.11	175.11	0.01
19	Ch.ch.ngo2 Fa	c.anca	118.11	118.11	111.11	111.11	175.11	0.01
20	Ch.ch.ngo2 Fa	c.anca	118.11	118.11	111.11	111.11	175.11	0.01
21	c.ensanal1 ma1	c.anca	31.11	31.11	27.11	27.11	23.11	0.01
22	c.ensanal1 ma1	c.anca	31.11	31.11	27.11	27.11	23.11	0.01
23	c.ensanal1 ma1	c.anca	31.11	31.11	27.11	27.11	21.11	0.01
24	c.ensanal1 ma1	c.anca	31.11	31.11	27.11	27.11	21.11	0.01
25	Ca.ca.ngo2 d	c.anca	38.11	38.11	34.11	34.11	31.11	0.01
26	Ca.ca.ngo2 d	c.anca	38.11	38.11	34.11	34.11	31.11	0.01
27	Ca.ca.ngo2 d	c.anca	38.11	38.11	34.11	34.11	31.11	0.01
28	Ca.ca.ngo2 d	c.anca	38.11	38.11	34.11	34.11	31.11	0.01
29	Ch.ch.d.ngo.ad2 ca.ham	c.anca	38.11	38.11	34.11	34.11	38.11	0.01
30	Ch.ch.ngo.ad2 ca.ham	c.anca	38.11	38.11	34.11	34.11	38.11	0.01
31								
32								
33								
34	Ch.ch.Ban.Fam.ma NICA	c.anca	28.11	28.11	23.11	23.11	21.11	0.01
35	Ch.ch.Ban.Fam.ma NICA	c.anca	28.11	28.11	23.11	23.11	21.11	0.01
36	Ch.ch.Ban.Fam.ma NICA	c.anca	28.11	28.11	23.11	23.11	21.11	0.01
37	Ca.ch.ca Ca.ca 1 ch .b	c.anca	127.11	127.11	111.11	111.11	32.11	0.01
38	Ca.ch.ca Ca.ca 1 ch .b	c.anca	127.11	127.11	111.11	111.11	32.11	0.01
39	Ca.ch.ca Ca.ca 1 ch .b	c.anca	127.11	127.11	111.11	111.11	32.11	0.01
40	Ca.ch.ca Ca.ca 1 ch .b	c.anca	127.11	127.11	111.11	111.11	32.11	0.01
41	Ca.ca.ch.Ca.ca	c.anca		171.11	11.11	11.11	111.11	0.01
42	Ca.ca.ch.Ca.ca	c.anca		171.11	11.11	11.11	111.11	0.01
43	Ca.ca.ch.Ca.ca	c.anca		171.11	11.11	11.11	111.11	0.01
44	Ca.ca.ch.Ca.ca	c.anca		171.11	11.11	11.11	111.11	0.01
45	Ca.ca.c.ch.ne	c.anca					11	0.01
46	Ca.ca.c.ch.ne	c.anca					11	0.01
47	Ca.ca.c.ch.ne	c.anca					11	0.01
48	Ca.ca.c.ch.ne	c.anca					11	0.01
49	Ch.ch.ma3.ma3dma Ma.c	c.anca		111.11	11.11	11.11	117.11	0.01
50	Ch.ch.ma3.ma3dma Ma.c	c.anca		111.11	11.11	11.11	117.11	0.01
51								
52								
53								
54								
55	Ca.c.Ch	c.anca	11.11	11.11	11.11	11.11	117.11	0.01
56	Ca.c.Ch	c.anca	11.11	11.11	11.11	11.11	117.11	0.01
57	Fam .c.Fame .Ch ca .c 1 ch1 ab an Ch1	c.anca	7.11	7.11	1.11	1.11	1.11	0.01
58	Fam .c.Fame .Ch ca .c 1 ch1 ab an Ch1	c.anca	7.11	7.11	1.11	1.11	1.11	0.01
59	Fam .c.Fame .Ch ca .c 1 ch1 ab an Ch1	c.anca	7.11	7.11	1.11	1.11	1.11	0.01
60	Fam .c.Fame .Ch ca .c 1 ch1 ab an Ch1	c.anca	7.11	7.11	1.11	1.11	1.11	0.01
61	Ca.ca.ch.ad.c	c.anca	21.11	21.11	11.11	11.11	11.11	0.01
62	Ca.ca.ch.ad.c	c.anca	21.11	21.11	11.11	11.11	11.11	0.01
63	Ca.ca.ch.ad.c	c.anca	21.11	21.11	11.11	11.11	11.11	0.01
64	Ca.ca.ch.ad.c	c.anca	21.11	21.11	11.11	11.11	11.11	0.01
65	Can .ch.c .ad Can .ac ans Chan .c ca	c.anca	111.11	111.11	11.11	11.11	111.11	0.01
66	Can .ch.c .ad Can .ac ans Chan .c ca	c.anca	111.11	111.11	11.11	11.11	111.11	0.01
67	Can .ch.c .ad Can .ac ans Chan .c ca	c.anca	111.11	111.11	11.11	11.11	111.11	0.01
68	Can .ch.c .ad Can .ac ans Chan .c ca	c.anca	111.11	111.11	11.11	11.11	111.11	0.01
69	Ca.c.ca .ma .d	c.anca	11.11	11.11	11.11	11.11	11.11	0.01
70	Ca.c.ca .ma .d	c.anca	11.11	11.11	11.11	11.11	11.11	0.01
71	Ca.c.ca .ma .d	c.anca	11.11	11.11	11.11	11.11	11.11	0.01
72	Ca.c.ca .ma .d	c.anca	11.11	11.11	11.11	11.11	11.11	0.01
73								
74								
75								
76								
77	Ch.ch .Ch.c.Ad .ac .nar	c.anca	11.11	11.11	11.11	11.11	11.11	0.01
78	Ca.ca.Ban .c.b .b	c.anca	111.11	111.11	111.11	111.11	111.11	0.01
79	Ca.ca.Ban .c.b .b	c.anca	111.11	111.11	111.11	111.11	111.11	0.01
80	Ca.ca.Ban .c.b .b	c.anca	111.11	111.11	111.11	111.11	111.11	0.01
81	Ca.ca.Ban .c.b .b	c.anca	111.11	111.11	111.11	111.11	111.11	0.01
82	Ca.ca.c.Can .ac	d .nets	11.11	11.11	11.11	11.11	111.11	0.01
83	Ca.ca.c.Can .ac	d .nets	11.11	11.11	11.11	11.11	111.11	0.01
84	Ca.ca.c.Can .ac	d .nets	11.11	11.11	11.11	11.11	111.11	0.01
85	Ca.ca.c.Can .ac	d .nets	11.11	11.11	11.11	11.11	111.11	0.01
86	Ca.ca.c.Ch .ac	d .nets	11.11	11.11	11.11	11.11	111.11	0.01
87	Ca.ca.c.Ch .ac	d .nets	11.11	11.11	11.11	11.11	111.11	0.01
88	Ca.ca.c.Ch .ac	d .nets	11.11	11.11	11.11	11.11	111.11	0.01
89	Ca.ca.c.Ch .ac	d .nets	11.11	11.11	11.11	11.11	111.11	0.01
90								
91								
92								
93								
94	Ch.ch .Ch.c.Ad .ac .nar	c.anca	11.11	11.11	11.11	11.11	11.11	0.01
95	Ca.ca.Ban .c.b .b	c.anca	111.11	111.11	111.11	111.11	111.11	0.01
96	Ca.ca.Ban .c.b .b	c.anca	111.11	111.11	111.11	111.11	111.11	0.01
97	Ca.ca.Ban .c.b .b	c.anca	111.11	111.11	111.11	111.11	111.11	0.01
98	Ca.ca.Ban .c.b .b	c.anca	111.11	111.11	111.11	111.11	111.11	0.01
99	Ca.ca.c.Can .ac	d .nets	11.11	11.11	11.11	11.11	111.11	0.01
100	Ca.ca.c.Can .ac	d .nets	11.11	11.11	11.11	11.11	111.11	0.01
101	Ca.ca.c.Can .ac	d .nets	11.11	11.11	11.11	11.11	111.11	0.01
102	Ca.ca.c.Can .ac	d .nets	11.11	11.11	11.11	11.11	111.11	0.01
103	Ch.ch.c.Ch .ac	d .nets	11.11	11.11	11.11	11.11	111.11	0.01
104	Ch.ch.c.Ch .ac	d .nets	11.11	11.11	11.11	11.11	111.11	0.01
105	Ch.ch.c.Ch .ac	d .nets	11.11	11.11	11.11	11.11	111.11	0.01
106	Ch.ch.c.Ch .ac	d .nets	11.11	11.11	11.11	11.11	111.11	0.01
107	Can .ac.ad .ha.ac .a	d .nets	11.11	11.11	11.11	11.11	11.11	0.01
108	Can .ac.ad .ha.ac .a	d .nets	11.11	11.11	11.11	11.11	11.11	0.01
109								
110								
111								
112								
113	Ca.ca.ca.Ca .ac NICA	d .nets	111.11	111.11	111.11	111.11	111.11	0.01
114	Ca.ca.ca.Ca .ac NICA	d .nets	111.11	111.11	111.11	111.11	111.11	0.01
115	Ca.ca.ca.Ca .ac NICA	d .nets	111.11	111.11	111.11	111.11	111.11	0.01
116	Ca.ca.ca.Ca .ac NICA	d .nets	111.11	111.11	111.11	111.11	111.11	0.01
117	Ca.c.an.ca1.ab.ma.a DNA	c .ca	11.11	11.11	11.11	11.11	117.11	0.01
118	Ca.c.an.ca1.ab.ma.a DNA	c .ca	11.11	11.11	11.11	11.11	117.11	0.01
119	Ca.c.an.ca1.ab.ma.a DNA	c .ca	11.11	11.11	11.11	11.11	117.11	0.01
120	Ca.c.an.ca1.ab.ma.a DNA	c .ca	11.11	11.11	11.11	11.11	117.11	0.01
121	Ca.c.ca1 .ha.ac .ac	da .a	1.11	1.11	1.11	1.11	1.11	0.01
122	Ca.c.ca1 .ha.ac .ac	da .a	1.11	1.11	1.11	1.11	1.11	0.01
123	Ca.c.ca1 .ha.ac .ac	da .a	1.11	1.11	1.11	1.11	1.11	0.01
124	Ca.c.ca1 .ha.ac .ac	da .a	1.11	1.11	1.11	1.11	1.11	0.01
125	Ca.ca.ca1.ma1 .ab Ban .Ch ab .ma NICA	da .a	111.11	111.11	111.11	111.11	111.11	0.01
126	Ca.ca.ca1.ma1 .ab Ban .Ch ab .ma NICA	da .a	111.11	111.11	111.11	111.11	111.11	0.01
127	Ca.ca.ca1.ma1 .ab Ban .Ch ab .ma NICA	da .a	111.11	111.11	111.11	111.11	111.11	0.01
128	Ca.ca.ca1.ma1 .ab Ban .Ch ab .ma NICA	da .a	111.11	111.11	111.11	111.11	111.11	0.01
129	Ganage .Ch .ac	Ca.ca.ma	11.11	11.11	11.11	11.11	11.11	0.01
130	Ganage .Ch .ac	Ca.ca.ma	11.11	11.11	11.11	11.11	11.11	0.01
131								
132								
133								
134								
135								
136	Ganage .Ch .ac .ch .ab .ma .c	Ca.ca.ma	11.11	11.11	11.11	11.11	11.11	0.01
137	Ganage .Ch .ac .ch .ab .ma .c	Ca.ca.ma	11.11	11.11	11.11	11.11	11.11	0.01
138	Cha .c.Ma .dana .Ca .a .c Ma .c	c. a.Ma.ca	111.11	111.11	111.11	111.11	111.11	0.01
139	Cha .c.Ma .dana .Ca .a .c Ma .c	c. a.Ma.ca	111.11	111.11	111.11	111.11	111.11	0.01
140	Cha .c.Ma .dana .Ca .a .c Ma .c	c. a.Ma.ca	111.11	111.11	111.11	111.11	111.11	0.01
141	Cha .c.Ma .dana .Ca .a .c Ma .c	c. a.Ma.ca	111.11	111.11	111.11	111.11	111.11	0.01
142	Ca.c.ca .ma .ab Ma .ac	c. a.Ma.ca	111.11	111.11	111.11	111.11	111.11	0.01
143	Ca.c.ca .ma .ab Ma .ac	c. a.Ma.ca	111.11	111.11	111.11	111.11	111.11	0.01
144	Ca.c.ca .ma .ab Ma .ac	c. a.Ma.ca	111.11	111.11	111.11	111.11	111.11	0.01
145	Ca.c.ca .ma .ab Ma .ac	c. a.Ma.ca	111.11	111.11	111.11	111.11	111.11	0.01
146	Ch.ch .ma .Ca .c Ma .ma .c	c. a.Ma.ca	11	1.11	1.11	1.11	11.11	0.01
147	Ch.ch .ma .Ca .c Ma .ma .c	c. a.Ma.ca	11	1.11	1.11	1.11	11.11	0.01
148	Ch.ch .ma .Ca .c Ma .ma .c	c. a.Ma.ca	11	1.11	1.11	1.11	11.11	0.01

	A	B	C	D	E	F	G	H
1								
2	Ex 1 Q: Joint S. Jose Ford C or NICA	A. w.Sites ra	12.432	5.26	-11.171	36.857		
3	Ex 1 Q: Joint S. Jose Ford C or NICA	A. w.Sites ra	12.432	5.26	-11.171	36.857		
4	Ex 1 Q: Joint S. Jose Ford C or NICA	A. w.Sites ra	12.432	5.26	-11.171	36.857		
5	Ex 1 Q: Joint S. Jose Ford C or NICA	A. w.Sites ra	12.432	5.26	-11.171	36.857		
6	Ex. Ex. at. ser. ent B. ide	A. w.Sites ra	252.316	252.95	-28.455	557.194		
7	Ex. Ex. at. ser. ent B. ide	A. w.Sites ra	252.316	252.95	-28.455	557.194		
8	Ex. Ex. at. ser. ent B. ide	A. w.Sites ra	252.316	252.95	-28.455	557.194		
9	Ex. Ex. at. ser. ent B. ide	A. w.Sites ra	252.316	252.95	-28.455	557.194		
10	ERAcare NICA	A. w.Sites ra	110.432	171.45	-13.011	108.876		
11	ERAcare NICA	A. w.Sites ra	110.432	171.45	-13.011	108.876		
12	ERAcare NICA	A. w.Sites ra	110.432	171.45	-13.011	108.876		
13	ERAcare NICA	A. w.Sites ra	110.432	171.45	-13.011	108.876		
14	Ex 1 Q: Joint S. Jose Ford C or NICA	A. w.Sites ra	12.432	5.26	-11.171	36.857		
15	Ex 1 Q: Joint S. Jose Ford C or NICA	A. w.Sites ra	12.432	5.26	-11.171	36.857		
16	Ex 1 Q: Joint S. Jose Ford C or NICA	A. w.Sites ra	12.432	5.26	-11.171	36.857		
17	Ex 1 Q: Joint S. Jose Ford C or NICA	A. w.Sites ra	12.432	5.26	-11.171	36.857		
18	Ex. Ex. at. ser. ent B. ide	A. w.Sites ra	252.316	252.95	-28.455	557.194		
19	Ex. Ex. at. ser. ent B. ide	A. w.Sites ra	252.316	252.95	-28.455	557.194		
20	Ex. Ex. at. ser. ent B. ide	A. w.Sites ra	252.316	252.95	-28.455	557.194		
21	Ex. Ex. at. ser. ent B. ide	A. w.Sites ra	252.316	252.95	-28.455	557.194		
22	ERAcare NICA	A. w.Sites ra	110.432	171.45	-13.011	108.876		
23	ERAcare NICA	A. w.Sites ra	110.432	171.45	-13.011	108.876		
24	ERAcare NICA	A. w.Sites ra	110.432	171.45	-13.011	108.876		
25	ERAcare NICA	A. w.Sites ra	110.432	171.45	-13.011	108.876		
26	Ex 1 Q: Joint S. Jose Ford C or NICA	A. w.Sites ra	12.432	5.26	-11.171	36.857		
27	Ex 1 Q: Joint S. Jose Ford C or NICA	A. w.Sites ra	12.432	5.26	-11.171	36.857		
28	Ex 1 Q: Joint S. Jose Ford C or NICA	A. w.Sites ra	12.432	5.26	-11.171	36.857		
29	Ex 1 Q: Joint S. Jose Ford C or NICA	A. w.Sites ra	12.432	5.26	-11.171	36.857		
30	Ex. Ex. at. ser. ent B. ide	A. w.Sites ra	252.316	252.95	-28.455	557.194		
31	Ex. Ex. at. ser. ent B. ide	A. w.Sites ra	252.316	252.95	-28.455	557.194		
32	Ex. Ex. at. ser. ent B. ide	A. w.Sites ra	252.316	252.95	-28.455	557.194		
33	Ex. Ex. at. ser. ent B. ide	A. w.Sites ra	252.316	252.95	-28.455	557.194		
34	ERAcare NICA	A. w.Sites ra	110.432	171.45	-13.011	108.876		
35	ERAcare NICA	A. w.Sites ra	110.432	171.45	-13.011	108.876		
36	ERAcare NICA	A. w.Sites ra	110.432	171.45	-13.011	108.876		
37	ERAcare NICA	A. w.Sites ra	110.432	171.45	-13.011	108.876		
38	Ex 1 Q: Joint S. Jose Ford C or NICA	A. w.Sites ra	12.432	5.26	-11.171	36.857		
39	Ex 1 Q: Joint S. Jose Ford C or NICA	A. w.Sites ra	12.432	5.26	-11.171	36.857		
40	Ex 1 Q: Joint S. Jose Ford C or NICA	A. w.Sites ra	12.432	5.26	-11.171	36.857		
41	Ex 1 Q: Joint S. Jose Ford C or NICA	A. w.Sites ra	12.432	5.26	-11.171	36.857		
42	Ex. Ex. at. ser. ent B. ide	A. w.Sites ra	252.316	252.95	-28.455	557.194		
43	Ex. Ex. at. ser. ent B. ide	A. w.Sites ra	252.316	252.95	-28.455	557.194		
44	Ex. Ex. at. ser. ent B. ide	A. w.Sites ra	252.316	252.95	-28.455	557.194		
45	Ex. Ex. at. ser. ent B. ide	A. w.Sites ra	252.316	252.95	-28.455	557.194		
46	ERAcare NICA	A. w.Sites ra	110.432	171.45	-13.011	108.876		
47	ERAcare NICA	A. w.Sites ra	110.432	171.45	-13.011	108.876		
48	ERAcare NICA	A. w.Sites ra	110.432	171.45	-13.011	108.876		
49	ERAcare NICA	A. w.Sites ra	110.432	171.45	-13.011	108.876		
50	Ex 1 Q: Joint S. Jose Ford C or NICA	A. w.Sites ra	12.432	5.26	-11.171	36.857		
51	Ex 1 Q: Joint S. Jose Ford C or NICA	A. w.Sites ra	12.432	5.26	-11.171	36.857		
52	Ex 1 Q: Joint S. Jose Ford C or NICA	A. w.Sites ra	12.432	5.26	-11.171	36.857		
53	Ex 1 Q: Joint S. Jose Ford C or NICA	A. w.Sites ra	12.432	5.26	-11.171	36.857		
54	Ex. Ex. at. ser. ent B. ide	A. w.Sites ra	252.316	252.95	-28.455	557.194		
55	Ex. Ex. at. ser. ent B. ide	A. w.Sites ra	252.316	252.95	-28.455	557.194		
56	Ex. Ex. at. ser. ent B. ide	A. w.Sites ra	252.316	252.95	-28.455	557.194		
57	Ex. Ex. at. ser. ent B. ide	A. w.Sites ra	252.316	252.95	-28.455	557.194		
58	ERAcare NICA	A. w.Sites ra	110.432	171.45	-13.011	108.876		
59	ERAcare NICA	A. w.Sites ra	110.432	171.45	-13.011	108.876		
60	ERAcare NICA	A. w.Sites ra	110.432	171.45	-13.011	108.876		
61	ERAcare NICA	A. w.Sites ra	110.432	171.45	-13.011	108.876		
62	Ex 1 Q: Joint S. Jose Ford C or NICA	A. w.Sites ra	12.432	5.26	-11.171	36.857		
63	Ex 1 Q: Joint S. Jose Ford C or NICA	A. w.Sites ra	12.432	5.26	-11.171	36.857		
64	Ex 1 Q: Joint S. Jose Ford C or NICA	A. w.Sites ra	12.432	5.26	-11.171	36.857		
65	Ex 1 Q: Joint S. Jose Ford C or NICA	A. w.Sites ra	12.432	5.26	-11.171	36.857		
66	Ex. Ex. at. ser. ent B. ide	A. w.Sites ra	252.316	252.95	-28.455	557.194		
67	Ex. Ex. at. ser. ent B. ide	A. w.Sites ra	252.316	252.95	-28.455	557.194		
68	Ex. Ex. at. ser. ent B. ide	A. w.Sites ra	252.316	252.95	-28.455	557.194		
69	Ex. Ex. at. ser. ent B. ide	A. w.Sites ra	252.316	252.95	-28.455	557.194		
70	ERAcare NICA	A. w.Sites ra	110.432	171.45	-13.011	108.876		
71	ERAcare NICA	A. w.Sites ra	110.432	171.45	-13.011	108.876		
72	ERAcare NICA	A. w.Sites ra	110.432	171.45	-13.011	108.876		
73	ERAcare NICA	A. w.Sites ra	110.432	171.45	-13.011	108.876		
74	Ex 1 Q: Joint S. Jose Ford C or NICA	A. w.Sites ra	12.432	5.26	-11.171	36.857		
75	Ex 1 Q: Joint S. Jose Ford C or NICA	A. w.Sites ra	12.432	5.26	-11.171	36.857		
76	Ex 1 Q: Joint S. Jose Ford C or NICA	A. w.Sites ra	12.432	5.26	-11.171	36.857		
77	Ex 1 Q: Joint S. Jose Ford C or NICA	A. w.Sites ra	12.432	5.26	-11.171	36.857		
78	Ex. Ex. at. ser. ent B. ide	A. w.Sites ra	252.316	252.95	-28.455	557.194		
79	Ex. Ex. at. ser. ent B. ide	A. w.Sites ra	252.316	252.95	-28.455	557.194		
80	Ex. Ex. at. ser. ent B. ide	A. w.Sites ra	252.316	252.95	-28.455	557.194		
81	Ex. Ex. at. ser. ent B. ide	A. w.Sites ra	252.316	252.95	-28.455	557.194		
82	ERAcare NICA	A. w.Sites ra	110.432	171.45	-13.011	108.876		
83	ERAcare NICA	A. w.Sites ra	110.432	171.45	-13.011	108.876		
84	ERAcare NICA	A. w.Sites ra	110.432	171.45	-13.011	108.876		
85	ERAcare NICA	A. w.Sites ra	110.432	171.45	-13.011	108.876		
86								
87								
88								



A	B	C	D	E	F	G	H

A	B	C	D	E	F	G	H
				2.1	378.6068	1145.7 .8	19 1 .14
				4.1	1113.506	1344.5 .7	13 5 .14
				26.6	3612.508	3944.5 .7	11 4 .7 .56

A	B	C	D	E	F	G	H
			m mat7 pm	**Empl present**	**Le mt7 some**	**V back dwd**	**Ou pwd**
		Ur ent7 ai		12.1	$162.147	$669.7	$1.6 0.60
		mtr ent7 ab		2.9	$156.990	$163.2 .4	$5 1.77
		mbu ent3 br1		3.1	$156.502	$207.1 .2	$6 9.67
		sta 5 to 1		17.6	$499.912	$615.4 .0	$1.7 7.28
	Campngf ns 1WM						
			m mat7 pm	**Empl present**	**Le mt7 some**	**V back dwd**	**Ou pwd**
		Ur ent7 ai		17.5	$382.680	$616.9 .5	$1.6 0.66
		mtr ent7 ab		2.1	$156.990	$163.2 .4	$5 1.77
		mbu ent3 br1		3.1	$156.502	$207.1 .2	$6 9.67
		sta 5 to 1		23.5	$660.607	$968.2 .0	$1.7 0.62
	Re tax an d1 WM						
			m mat7 pm	**Empl present**	**Le mt7 some**	**V back dwd**	**Ou pwd**
		Ur ent7 ai		19.7	$452.161	$642.7 .9	$1.6 0.60
		mtr ent7 ab		2.2	$109.167	$163.1 .2	$5 1.54
		mbu ent3 br1		3.3	$161.168	$168.0 .0	$4 2.65
		sta 5 to 1		25.2	$763.326	$968.5 .1	$1.7 0.69
	Gen ere $10MM						
			m mat7 pm	**Empl present**	**Le mt7 some**	**V back dwd**	**Ou pwd**
		Ur ent7 ai		4.6	$168.970	$179.9 .5	$5 1.93
		mtr ent7 ab		0.7	$52.437	$62.6 .1	$1 0.58
		mbu ent3 br1		3.1	$156.502	$207.1 .2	$6 9.67
		sta 5 to 1		9.2	$221.509	$249.9 .9	$5.8 4.65
	Gen 1WM						
			m mat7 pm	**Empl present**	**Le mt7 some**	**V back dwd**	**Ou pwd**
		Ur ent7 ai		1.7	$58.815	$68.5 .5	$1.6 2.26
		mtr ent7 ab		0.7	$52.437	$62.6 .1	$1 0.58
		mbu ent3 br1		0.6	$14.618	$11.1 .7	$.4 1.50
		sta 5 to 1		2.6	$91.214	$119.9 .9	$2.0 1.17
	Le el ie ngs to ent10MM						
			m mat7 pm	**Empl present**	**Le mt7 some**	**V back dwd**	**Ou pwd**
		Ur ent7 ai		7.9	$320.090	$640.1 .1	$1.6 0.60
		mtr ent7 ab		2.5	$130.014	$163.1 .6	$3 2.54
		mbu ent3 br1		2.8	$134.062	$166.0 .0	$3 9.04
		sta 5 to 1		12.2	$584.965	$968.7 .9	$1.7 2.99
	Admn s on $10MM						
			m mat7 pm	**Empl present**	**Le mt7 some**	**V back dwd**	**Ou pwd**
		Ur ent7 ai		17	$850.998	$1091.2 .3	$1.6 0.60
		mtr ent7 ab		2.6	$134.607	$166.1 .1	$3 7.92
		mbu ent3 br1		3.1	$156.502	$207.1 .2	$6 9.67
		sta 5 to 1		22.6	$1141.663	$1514.5 .0	$1.7 4.00
	Sec ere $10MM						
			m mat7 pm	**Empl present**	**Le mt7 some**	**V back dwd**	**Ou pwd**
		Ur ent7 ai		14.1	$273.994	$436.5 .5	$3 7.01
		mtr ent7 ab		2.1	$109.167	$163.1 .2	$5 1.54
		mbu ent3 br1		2.1	$86.909	$110.7 .7	$2.5 1.21
		sta 5 to 1		17.6	$424.077	$710.0 .6	$5 1.29
	Ut tes$ WM						
			m mat7 pm	**Empl present**	**Le mt7 some**	**V back dwd**	**Ou pwd**
		Ur ent7 ai		11.6	$147.165	$171.4 .1	$1.6 0.60
		mtr ent7 ab		3.1	$155.552	$227.1 .2	$4 9.67
		mbu ent3 br1		3.1	$150.027	$230.0 .0	$4 2.57
		sta 5 to 1		18.1	$452.905	$1109.6 .0	$1.8 2.24
	Campngf ns 1WM						
			m mat7 pm	**Empl present**	**Le mt7 some**	**V back dwd**	**Ou pwd**
		Ur ent7 ai		16.6	$391.884	$535.1 .0	$1.6 0.60
		mtr ent7 ab		3	$152.739	$219.0 .0	$4 4.79
		mbu ent3 br1		3.1	$156.502	$207.1 .2	$6 9.67
		sta 5 to 1		22.2	$840.955	$1160.4 .0	$1.8 5.68
	Re tax an d1 WM						
			m mat7 pm	**Empl present**	**Le mt7 some**	**V back dwd**	**Ou pwd**
		Ur ent7 ai		20.1	$423.990	$640.9 .0	$1.6 0.60
		mtr ent7 ab		2.2	$109.167	$163.1 .2	$5 1.54
		mbu ent3 br1		1.7	$115.529	$158.0 .0	$4 2.56
		sta 5 to 1		26.0	$653.675	$1108.7 .0	$1.8 1.76
	Gen ere $10MM						
			m mat7 pm	**Empl present**	**Le mt7 some**	**V back dwd**	**Ou pwd**
		Ur ent7 ai		4.6	$168.970	$179.9 .5	$5 1.93
		mtr ent7 ab		0.9	$56.556	$89.5 .1	$1.7 2.03
		mbu ent3 br1		3.2	$65.672	$69.9 .4	$1.8 0.99
		sta 5 to 1		8.5	$291.782	$339.5 .6	$5.7 1.54
	Gen 1WM						
			m mat7 pm	**Empl present**	**Le mt7 some**	**V back dwd**	**Ou pwd**
		Ur ent7 ai		1.5	$53.383	$67.9 .7	$1.6 1.58
		mtr ent7 ab		0.5	$14.618	$18.9 .5	$.1 1.50
		mbu ent3 br1		0.6	$14.618	$11.1 .7	$.4 1.50
		sta 5 to 1		2.5	$68.507	$120.5 .7	$2.6 0.95
	Le el ie ngs to ent10MM						
			m mat7 pm	**Empl present**	**Le mt7 some**	**V back dwd**	**Ou pwd**
		Ur ent7 ai		4.2	$280.553	$470.2 .2	$1.6 0.60
		mtr ent7 ab		2.5	$130.014	$163.1 .6	$3 2.54
		mbu ent3 br1		2.7	$127.209	$165.1 .1	$3.8 1.51
		sta 5 to 1		11.2	$499.014	$1163.0 .4	$1.7 7.66
	Admn s on $10MM						
			m mat7 pm	**Empl present**	**Le mt7 some**	**V back dwd**	**Ou pwd**
		Ur ent7 ai		17.1	$850.998	$1091.2 .3	$1.6 0.60
		mtr ent7 ab		3	$153.809	$220.7 .1	$4.0 4.07
		mbu ent3 br1		3.1	$124.978	$215.6 .7	$4 6.09
		sta 5 to 1		23.5	$1061.216	$1520.4 .8	$1.8 4.51
	Sec ere $10MM						
			m mat7 pm	**Empl present**	**Le mt7 some**	**V back dwd**	**Ou pwd**
		Ur ent7 ai		12.4	$267.456	$383.1 .0	$1.6 0.70
		mtr ent7 ab		1.5	$62.005	$123.9 .3	$2.0 4.02
		mbu ent3 br1		2.1	$86.909	$110.7 .7	$2.5 1.21
		sta 5 to 1		16.1	$415.111	$618.0 .1	$4.7 1.41
	Ut ch ng on						
			m mat7 pm	**Empl present**	**Le mt7 some**	**V back dwd**	**Ou pwd**
		Ur ent7 ai		9.5	$299.755	$458.7 .7	$1.6 0.66
		mtr ent7 ab		2.5	$130.014	$163.1 .6	$3 2.54
		mbu ent3 br1		2.2	$104.751	$187.1 .1	$3.9 0.64
		sta 5 to 1		13.5	$533.487	$1027.1 .1	$1.9 0.51 1.6
	Campngf ns 1WM						
			m mat7 pm	**Empl present**	**Le mt7 some**	**V back dwd**	**Ou pwd**
		Ur ent7 ai		16.6	$391.884	$535.1 .0	$1.6 0.60
		mtr ent7 ab		2.2	$104.751	$187.1 .1	$3.9 0.64
		mbu ent3 br1		2.5	$113.172	$210.6 .5	$3.4 0.76
		sta 5 to 1		18.1	$504.803	$1153.5 .5	$1.9 0.44 1.9
	Re tax an d1 WM						
			m mat7 pm	**Empl present**	**Le mt7 some**	**V back dwd**	**Ou pwd**
		Ur ent7 ai		16.7	$452.168	$629.0 .8	$1.6 0.50
		mtr ent7 ab		1.6	$96.022	$139.2 .9	$3 5.17
		mbu ent3 br1		2.1	$86.909	$110.7 .7	$2.5 1.21
		sta 5 to 1		21.2	$637.067	$1164.4 .4	$1.7 0.53 1.7
	Gen ere $10MM						
			m mat7 pm	**Empl present**	**Le mt7 some**	**V back dwd**	**Ou pwd**
		Ur ent7 ai		3.7	$114.214	$147.1 .1	$2 1.93
		mtr ent7 ab		0.7	$52.437	$62.6 .1	$1 0.58
		mbu ent3 br1		0.9	$14.754	$15.7 .1	$1.7 .94
		sta 5 to 1		5.1	$181.452	$228.1 .1	$5 1.53 1.7
	Gen 1WM						
			m mat7 pm	**Empl present**	**Le mt7 some**	**V back dwd**	**Ou pwd**
		Ur ent7 ai		1.7	$58.815	$68.5 .5	$1.6 2.26
		mtr ent7 ab		0.2	$12.855	$19.5 .0	$.3 0.92
		mbu ent3 br1		0.5	$14.731	$29.5 .0	$.9 0.88
		sta 5 to 1		1.8	$85.315	$116.1 .0	$2.0 37.1.8
	Le el ie ngs to ent10MM						
			m mat7 pm	**Empl present**	**Le mt7 some**	**V back dwd**	**Ou pwd**
		Ur ent7 ai		4.5	$262.513	$460.5 .6	$1.6 0.60
		mtr ent7 ab		1.7	$101.967	$170.6 .6	$3 2.95

A	B	C	D	E	F	G	H
		ste fle i		10.1	1458.691	1140.5	11.6 1
37.0 ng on	John: i on 1104M						
			m mat7 pe	**Emp1 present**	**La m1 some**	**V back dmf**	**Ou pod**
		Ci- v t f ri		2.4	1124.958	1140.6	0 1 00
		mtr m t f ri		2.5	1124.958	1140.6	1.6 7 00
		mbs m t0 ler i		2.6	1127.958	1138.6	0 9 92
		ste fle i		21.7	1604.524	1140.1	11.6 1 78 1.6
37.0 ng on	Sou mr r 1104M						
			m mat7 pe	**Emp1 present**	**La m1 some**	**V back dmf**	**Ou pod**
		Ci- v t f ri		10.6	1166.131	1142.5	9 1 14
		mtr m t f ri		1	1151.009	1137.9	1 1 92
		mbs m t0 ler i		1.4	1166.962	1140.7	1 1 78
		ste fle i		13.4	1170.966	1140.3	16 1 14 1.6
0 rlie	Ni ter1 1MM						
			m mat7 pe	**Emp1 present**	**La m1 some**	**V back dmf**	**Ou pod**
		Ci- v t f ri		12.4	1168.007	1140.7	4 1.6 0 00
		mtr m t f ri		1.4	1166.962	1140.7	1 1 00
		mbs m t0 ler i		1.4	1166.962	1140.7	1 1 00
		ste fle i		16.7	1167.812	1140.9	7 1.6 1 10 1.6
7 rlie	Campingf m: 1MM						
			m mat7 pe	**Emp1 present**	**La m1 some**	**V back dmf**	**Ou pod**
		Ci- v t f ri		1.4	1166.962	1140.7	1 1 00
		mtr m t f ri		1.4	1167.772	1141.3	0 1 09
		mbs m t0 ler i		2.2	1168.958	1141.6	7 1 19
		ste fle i		16	1169.759	1142.1	2 1.5 0 66 1.5
0 rlie	Re tau ar d: 1MM						
			m mat7 pe	**Emp1 present**	**La m1 some**	**V back dmf**	**Ou pod**
		Ci- v t f ri		17.6	1169.812	1140.6	1 1.6 0 00
		mtr m t f ri		1.4	1177.166	1139.2	2 1 1 58
		mbs m t0 ler i		2.1	1170.162	1140.9	1 1.5 7 21
		ste fle i		21.1	1177.962	1140.8	2 1.5 7 79 1.6
0 rlie	Ono mr r 1104M						
			m mat7 pe	**Emp1 present**	**La m1 some**	**V back dmf**	**Ou pod**
		Ci- v t f ri		4.1	1149.424	1147.5	6 1 1 92
		mtr m t f ri		4.7	1150.224	1147.5	6 1 1 00
		mbs m t0 ler i		5.7	1151.224	1149.1	6 1 7 00
		ste fle i		5.1	1211.509	1150.4	7 1 45 1.6
0 rlie	Ean 1MM						
			m mat7 pe	**Emp1 present**	**La m1 some**	**V back dmf**	**Ou pod**
		Ci- v t f ri		1.1	1151.962	1149.1	1 1 1 00
		mtr m t f ri		1.2	1152.007	1149.3	1 1 0 99
		mbs m t0 ler i		0.5	1153.502	1151.1	4 1 9 66
		ste fle i		1.9	1161.925	1153.9	1 1.5 9 11 1.7
0 rlie	Le ol ns ngw ka ve:1104M						
			m mat7 pe	**Emp1 present**	**La m1 some**	**V back dmf**	**Ou pod**
		Ci- v t f ri		1.1	1157.375	1156.4	1 1.6 0 00
		mtr m t f ri		1.1	1162.765	1157.2	0 1 1 83
		mbs m t0 ler i		1.4	1168.966	1157.5	7 1 7 81
		ste fle i		7	1169.249	1158.4	2 1.5 7 54 1.6
0 rlie	John: i on 1104M						
			m mat7 pe	**Emp1 present**	**La m1 some**	**V back dmf**	**Ou pod**
		Ci- v t f ri		16	1164.016	1112.9	7 1.6 0 00
		mtr m t f ri		1.4	1166.962	1140.7	1 1 00
		mbs m t0 ler i		1.4	1167.962	1140.7	1 1 54
		ste fle i		21.9	1560.015	1142.4	1.6 0 15 1.6
0 rlie	Sou mr r 1104M						
			m mat7 pe	**Emp1 present**	**La m1 some**	**V back dmf**	**Ou pod**
		Ci- v t f ri		1.4	1166.962	1140.7	1 1 73
		mtr m t f ri		1.4	1561.962	1140.7	1.6 0 05
		mbs m t0 ler i		1.4	1561.962	1139.9	9 1 94

	N $2013	N $2013	N $2013	N $2013	N $2013	N $2013	N $2013	N $2013	N $2013	N $2013	N $2013	N $2013	N $2013	N $2013	N $2013	N $2013	N $2013	N $2013	N $2013	N $2013	N $2013	N $2013	N $2013	N $2013	N $2013	N $2013	N $2013	N $2013	N $2013	N $2013	N $2013	N $2013
				Motel $IMM			Camp.rgEnes$IMM					Res.eurant$IMM				Gnoor es$IMM					Gas$IMM					LecaTT ansports ion$IMM				Adm: ions$IMM				Souvenir $IMM			
Ola a	Lookup Key	Emp. of Type	Emp. ployment	abor Income	ing as Added	Ou put	mployment	abor Income	ing as Added	Output	Emp. ployment	abor Income	ing as Added	Output	Emp. ployment	abor Income	ing as Added	Ou put	mployment	abor Income	ing as Added	Output	Emp. ployment	abor Income	ing as Added	Output	Emp. ployment	abor Income	ing as Added	Output	Emp. ployment	abor Income	ing as Added	Output
Ola ka	A ansaldi ect Effect	Direct E fect	12 6	335100 6112	121617 2239	962830 4431	12 6	486112 8655	65069 7645	962830 4231	17 0	470643 0638	57849 6621	962830 4231	4 5	218865 1487	18557 1392	270913 7407	1 6	56196 91205	4960 0375	105127 6014	5 2	247517 7548	42524 9606	962830 4231	18	269763 8692	49381 1379	962830 4231	2 5	28486 9941	2708 6.2754	441816 8643
Ola ka	A ansaldi nect ET ect	Ind nect ET ect	2 3	118257 7268	20886 4253	363728 4482	1 4	78685 3966	14572 0869	248766 5232	2 4	74248 0024	17119 2067	273918 2681	0 3	27609 1423	5623 0398	92443 2769	0 2	19108 4768	2375 1759	38626 3668	1 2	7648 6398	1466 8 8363	246271 9342	2 2	39633 9297	7394 6 0922	374888 4153	0 9	48571 4887	10054 7491	161204 1705
Ola ka	A ansaldi nduced E f e 1	Induced E fect	1 8	82720 0207	10800 2626	246618 4243	2 2	69854 5298	18430 2376	306887 2149	2 2	105589 8044	18270 6183	302156 4926	0 7	21881 1767	5296 1127	84092 3083	0 6	14006 1868	2285 0806	38387 6543	1 4	65265 3786	11857 7810	194898 3491	1 9	86233 0387	15453 3845	254536 8670	1 4	54352 6008	10589 8384	185917 7641
Ola ka	A ansaldi E fect	Total E ect	16 7	537878 3628	87231 8447	1527128 2531	16	688616 7894	98422 1469	1513883 1371	21 1	647366 8756	92839 1971	1518845 0851	7 3	210454 7334	29410 2919	357580 3434	1 9	80855 5438	11363 2956	183091 8138	8	311222 5983	54034 8 1103	1455250 677	21 9	362207 8983	88106 3622	1455750 685	12 8	191812 2867	4866 82 8629	764535 2173
Ar ayne	A izonaBa ect Effect	Direct E fect	10 1	149999 6557	107554 7932	962830 4231	13 7	455056 4	324692 7425	962830 4231	7 7	415138 7425	256264 5305	962830 4231	2 7	142131 9924	19512 6 8869	270913 7407	1 5	126127 1576[2]	7982 7029	3349023 439	5 1	318991 3429	157861 9692	962830 4231	15 3	342239 1704	26417 0 9322	962830 4231	4 4	245698 8377	31459 5742	431989 3992
Ar ayne	A izona nd nect E fect	Ind nect ET ect	2 5	111757 4526	181124 7702	185402 2658	2 5	113731 456	181907 6912	326884 5169	2 1	93571 7144	171559 6411	312247 8322	0 7	26988 2265	5273[6 3578]2	93377 2198[9]	0 6	11246 8221[5]	2085 8025[7]	36231 3087[4]	2 5	119962 8935	196694 7905	356334 3761	2 5	115649 5893	22154 3813	381721 8231	1 1	46967 8307[7]	8685[1] 5977[5]	151299 1724
Ar ayne	A izona nduced EF ect	Induced E fect	3 1	150254 3869	231864 2853	386134 8003	3 5	120967 2587	163668 4831	352563 8862	2 1	148528 1464	265984 6704	445280 1106	1 3	44853 4541[4]	78624 5855	134473 7851	0 8	83311 5093[8]	10878 4143[9]	17937 8573[6]	3 1	130394 3639	228351 4538	384530 7285	2 3	143801 8864	21834[2] 1385	402608 5045	2 2	92366 2771[3]	162933 5722	278621 8826
Ar ayne	A izonaFatal E fect	Total E ect	15 7	384001 9934	1020244 9632	1694968 5385	19 8	664426 0117	1072258 987	1742154 918	23 6	615638 6136	1007960 269	1729360 863	5 6	191562 2113	322535 6263	498781 7628	1 3	84195 669	139216 6567	189009 1116	12 4	369052 8842	1042282 125	1696295 553	21 3	395184 1186	1019814 33	1745160 949	12 7	405628 9024	56397 8448	871311 0608
Ca ifo nia	Ca i ornia D nect ET ect	Direct E fect	9 9	383443 3639	611028 8290	962830 4231	19 2	422935 6802	615749 5132	962830 4231	17 7	436526 1082	574624 2328	962830 4231	3 6	149405 0589	193463 8422	270913 7407	2 9	66058 8323[6]	79026 4780[7]	104953 0592	7 3	155782 5396	608365 7932	962830 4231	15 9	431414 4628	647036 9179	962830 4231	10 5	240893 6607	298359 0014	491107 2779
Ca ifo nia	Ca i ornia ndi ect E fect	Ind nect ET ect	2 4	139556 4925	217392 6660	382565 2860	2 5	140461 5521	214752 5856	371661 8278	2 1	129098 1613	221088 5792	414944 2867	0 6	32771 8584[9]	59592 8635	96855 0977[4]	0 2	11452 8678[6]	20962 7493	32732 7638	2 4	145399 9104	228392 4132	408832 3951	2 7	141563 7755	268406 3108	464337 5738	1 1	63938 6797[7]	117164 9912	185539 5270
Ca ifo nia	Ca i ornia nduced E fect	Induced E fect	3 1	164895 349	262817 6612	447146 3508	3 8	169814 9021	287050 1595	480241 472	3 3	167946 5392	283816 6117	484732 1613	1 3	49854 3210[5]	84243 7733[8]	143884 6511	0 5	10518 9558[6]	20674 2833[8]	32777 8846[6]	2 8	169625 2169	237865 7553	405614 85	3 6	170027 9075	287538 8664	491007 89	1 9	96961 7633	163758 198	279700 33
Ca ifo nia	Ca i ornia E ect	Total E ect	15 3	672865 2004	1092536 1961	1762281 87	20 1	741935 6711	1115552 667	1824536 489	23 4	735143 8301	1088521 193	1862506 860	5 2	217533 2399	337100 6788	511773 2537	1 6	103203 7961	140563 6132	206445 2847	12 3	826806 7215	1075214 876	1727267 272	22	741736 2310	1102962 2951	1848171 881	13 6	420886 0479	579487 1951	900556 7453
Colo ado	Co oradoDrive 1 E fect	Direct E fect	10 1	140315 8939	598773 2832	962830 4231	14 5	390676 146	605539 4571	962830 4231	18 7	425882 174	570829 5148	962830 4231	3 5	130393 2314	186577 779	270913 7407	1 5	53899 6186[7]	69984 8831[2]	104922 5910	7 3	326680 5592	576421 2171	962830 4231	13 6	358366 4455	605000 772	962830 4231	11 4	253609 909	285896 2588	481063 9569
Colo ado	Co oradoInd nect ET ect	Ind nect ET ect	2 6	155613 9214	219128 6490	384185 2604	2 7	150649 5279	214992 3304	383119 8528	2 2	110526 5513	210279 2755	382517 131	0 7	31248 7369[1]	61138 0248	104924 4451	0 6	14035 1790[6]	27528 2842[7]	45571 7266[8]	2 6	141368 0865	251721 8224	427236 6783	2 5	112707 8663	220879 0716	378091 6638	1 3	62115 0780[5]	121818 5613	201488 9004
Colo ado	Co oradoInduced E fect	Induced E fect	3	110351 0227	242155 7652	411642 4725	3 3	186515 3884	262714 6178	451166 7288	3 4	150608 9731	274141 8954	461893 8783	1 4	45222 2192[2]	82319 1135[5]	138670 3753	0 9	19154 5484[6]	34838 3933[8]	59055 8054[5]	3	131139 8088	240969 1137	408526 3165	3	131357 0287	239134 9987	406286 65	2	88728 6780[2]	161496 9663	273294 9817
Colo ado	Co oradoTotal E f ect	Total E ect	16	608974 836	1060015 639	1772452 191	20 1	729826 0994	1087245 442	1799117 093	20	688811 6974	1055350 722	1811151 42	5 6	250862 1903	330214 6662	515728 5611	1 5	87079 3661[1]	132160 298	209698 0887	13 3	601988 5385	1068715 99	1790065 973	19 1	602431 4455	1065073 383	1747239 7	16 7	493872 6626	560139 7874	917047 8341
Fl orida	F or daEnd nect E fect	Direct E fect	11 4	251828 999	285896 2588	491063 9569	13 9	362621 8776	632737 8908	962830 4231	18 2	420519 5051	574385 3163	962830 4231	4 3	120120 7677	178339 6142	270913 7407	1 5	52164 2250[1]	68754 6802	104953 1106	6 9	309459 0164	629171 1669	962830 4231	14 9	446206 084	571172 188	962830 4231	11 3	240227 0664	287171 8614	491126 5249
Fl orida	F or daInd nect E fect	Ind nect ET ect	1 3	82115 0789[5]	121838 5615	201688 5019	2 8	119914 574	191437 8843	345341 2726	2 4	108950 0391	184453 9333	358701 0573	0 9	15118 2767[8]	48019 2982[4]	118002 5707	0 6	14178 2142	27224 9929[8]	47358 7092	2 7	121186 2485	198134 1323	359108 7878	3 1	122018 1064	226510 5886	407881 5825	1 5	62857 1767[5]	115651 2273	201241 1863
Fl orida	F or daInduced E fect	Induced E fect	2	86718 6796	161406 9661	274294 9817	2 9	151191 7471	264814 5169	468918 6145	3 9	142056 0492	273172 4183	484204 5285	1 3	47016 5351[2]	81413 3882	142054 0747	0 5	20108 9446	35148 1241	61321 7066[4]	3 2	132239 9442	228812 2743	399273 2589	4 3	171584 6738	267265 2272	518516 2117	2 6	97739 2869[8]	169263 5101	295107 6455
Fl orida	F or daFatal E fect	Total E ect	14 7	469873 6626	569239 7874	917047 8345	19 9	657763 3358	1050878 962	1777390 319	24 5	684934 5884	1054842 566	1805860 973	6 2	202256 0096	326722 0608	530889 4232	2 4	87053 3496[8]	131129 8007	213613 5572	12 8	561845 2385	1056157 574	1723121 468	22 2	738818 2653	1102540 004	1889049 215	15 2	459964 4846	572314 5617	937705 3622
F la	Ind nect E fect	Direct E fect	11 1	278638 6905	268643 2834	962830 4231	11 2	335435 7848	534916 4969	962830 4231	21 3	287811 7253	509249 864	962830 4231	3 7	102551 8543	185728 0609	270913 7407	1 9	42072 8543	68229 2609	110988 8329	6	272072 3256	539661 8920	1008848 8229	17 4	334984 9909	598654 2419	962830 4231	12 3	241695 1457	268614 9212	448981 4259
F la	dahaInd nect E fect	Ind nect ET ect	2 9	104767 5108	161516 2696	246122 8607	2 7	95410 9045	151779 2223	33 9863 886	2 1	76387 8723	141814 6418	296277 262	0 8	23072 1845[2]	39676 1318[8]	7236 3486[1]	0 6	10060 8563[1]	19905 7756[4]	37863 3063[1]	2 9	109654 2713	177853 0725	250334 3142	2 3	90309 2308[8]	181292 8028	246097 6765	1 2	41471 0303	82120 9038	156165 8061
F la	dahaInduced E fect	Induced E fect	2 5	87496 0504	151960 6987	280443 6142	2 9	101136 3617	176058 2566	324931 7913	2 1	106148 2024	184956 4323	343802 492	1 1	27117 1273	44536 4169	139563 8186	0 5	13068 6972	22731 6024[1]	41957 2612[6]	2 4	82814 8584[4]	144028 8395	265871 1783	2 8	96268 5990[1]	167498 7943	309102 2642	1 3	61664 6162[1]	113429 648	209898 2148
F la	dahaFatal E f ect	Total E ect	18 1	471751 2815	821739 1768	1587796 908	22	546148 0195	872255 0377	1601210 098	26 6	573347 8346	838815 9072	1599919 277	5 6	199422 3996	289961 1954	467261 9078	2 5	70316 4648[8]	105321 1351	184709 188	18 3	434177 744	827663 4710	1579037 076	23 1	520772 8296	852845 1982	1617030 365	16 1	355830 7072	662149 5113	807141 7048
Georgia	Ind nidrive1 E fect	Direct E fect	11 2	267212 1115	501752 6804	962830 4231	14 2	358713 6813	614001 7726	962830 4231	21 3	455307 3171	556912 8852	962830 4231	4 4	131689 2252	168423 2865	270913 7407	1 6	57949 8735[6]	65927 8345	110886 1149	9 3	254312 3619	496528 1210	962830 4231	16 7	451650 7812	520848 6271	962830 4231	11 7	243761 2865	281853 1318	490888 7313
Georgia	Ind nidrInd nect ET ect	Ind nect ET ect	2 1	107943 8813	167551 1981	275923 1867	2 4	87151 6784[6]	137715 5608	230402 229	2 1	75146 9887	140301 7233	269527 2397	0 7	22019 4675[2]	46618 1233[6]	93338 7068[6]	0 5	9676 4657[1]	19267 0971	27563 2283[9]	3	117048 4668	189084 6838	299464 8621	2 7	86522 8303[1]	172429 7605	292350 2243	1 1	38106 9553	75667 8709[6]	146099 8981
Georgia	Ind nidrInduced E fect	Induced E fect	2 7	102466 6267[6]	160174 5432	301277 4758	3 4	138913 8472	204071 9077	383973 9236	2 1	139694 4617	187742 4604	352120 5646	1 3	35496 3935[1]	60017 1704[4]	113602 4357	0 4	15024 3286[1]	26483 8023[9]	50208 7579[7]	2 4	85140 6158[8]	146057 5284	274816 8058	2 2	91931 6409	190409 2123	360775 4556	2 2	76491 6374[2]	131834 9073	248895 7749
Georgia	Ind nidrFatal E f ect	Total E ect	16	506933 8236	831587 0417	1639175 838	20	645692 207	951789 2492	1872705 513	26 6	585638 7834	816957 8685	1605677 283	6 3	190984 006	276618 8735	427825 8450	2 5	80386 8272[2]	110148 7336	192215 2387	18 6	460503 23	833573 5259	1637142 149	22 7	611490 3095	896327 6439	1672068 571	15	408763 8783	689321 0111	816075 381
New Mex ico	New Mex ico D nect Effect	Direct E fect	12 6	304293 8893	522398 6472	962830 4231	13 8	401222 8124	576022 3277	962830 4231	20 1	405547 2613	531555 7617	962830 4231	4 1	125588 455	180403 5103	270913 7407	1 5	49225 3685[1]	63572 6659	104925 638	7 3	274741 731	623820 698	962830 4231	15 7	439027 2337	651830 2083	962830 4231	11 8	255999 2108	278273 183	461152 1508
New Mex ico	New Mex ico nd nect ET ect	Ind nect ET ect	2 4	90677 4619	152168 3790	260139 3303	2 7	82270 8924	138936 2525	276198 5142	2 2	62563 3189	114382 2426	246019 2962	0 8	18303 8455[4]	41387 2426[7]	75134 5914[1]	0 5	8198 1015[1]	18924 6225	32145 0546[8]	1 9	75089 5229	139141 5139	270634 3894	2 7	85600 8425[2]	255730 8645	460142 7243	1 4	54811 1969[7]	74642 2955[7]	135167 1972
New Mex ico	New Mex ico nduced EFfe 1	Induced E fect	2 2	79925 4262[6]	145806 2248	260329 1564	2 6	94074 8467[2]	173647 228	311628 2734	2 6	92287 6764[6]	173412 4986	309622 1925	0 9	23760 8154[4]	52608 3980[5]	95638 7749[8]	0 5	15112 5633[4]	21392 1291[1]	38197 4086[6]	2	70642 8679[8]	131242 4535	234338 682	2 6	83667 4519	157450 6450	281114 7085	1 6	58230 0502	108591 5855	193185 1842
New Mex ico	New Mex ico Fatal E fect	Total E ect	17 2	474896 7188	830842 889	1550188 937	20 6	570208 0724	890506 4511	1552148 645	24 4	561750 8014	854250 7206	1518180 81	5 4	173854 3108	275830 1788	482576 5968	2 6	88536 7224[8]	158001 3339	275808 8332	10 9	431372 6355	834860 6038	1467804 146	24 3	553395 8454	814532 7242	1431587 843	14 3	348031 4218	601118 2109	768954 0615
Nevada	Nevada E ect Effect	Direct E fect	9 1	435647 4989	539189 4175	962830 4231	15 7	427832 6502	577773 3518	962830 4231	16 1	430389 1783	619544 7884	962830 4231	3 8	131475 4568	187833 7727	270913 7407	1 4	46792 7185[5]	69558 1463[1]	104957 7053	5 3	283182 2541	601309 1389	962830 4231	15 7	448236 5067	550790 8078	962830 4231	9 9	278601 6354	308252 0813	441568 7646
Nevada	Nevada nd nect E fect	Ind nect ET ect	1 5	63525 4570[9]	91073 6137	256212 9399	2 6	111811 0243	185090 6487	325676 4271	1 7	76236 9127[4]	166026 3128	241231 638	0 7	27406 9679[9]	53851 6974[7]	91710 5650[9]	0 5	11817 7650[8]	23811 3783[9]	39146 7323[6]	1 5	79578 8571[3]	156809 5374	272772 2323	2 7	104274 5268	200142 2563	351888 5225	1 6	44529 6410[5]	85249 0925[1]	146448 4927
Nevada	Nevada nduced E fect	Induced E fect	2 8	115413 5197	213308 1[8]	357492 1951	2 9	110147 3741	220204 1314	369010 0139	2 6	105157 4545	194322 3863	325680 2784	0 9	25117 3139[5]	44888 9934	108751[6] 5217	0 3	12567 7238[8]	25416 7476[6]	42609 4318[8]	3	80922 6452[7]	149490 9748	250554 472	2 7	88204 8152[1]	181927 7659	304314 987	1 7	75511 3433[1]	132043 5232	221364 2421
Nevada	NevadaFatal E f ect	Total E ect	16	640536 4849	1026232 274	1586136 539	21 3	660951 1034	981067 2808	1657627 832	20 3	581780 3756	861893 8293	1529716 307	5 3	163908 7735	305224 6136	471287 3228	2 8	75212 2016[8]	117386 3059	186663 9337	9	416083 1328	779604 8524	1402667 119	20 8	510715 8529	845155 7261	1613101 581	12 7	290627 8857	525170 9116	850880 1763
Oregon	OregonEnt ect Effe 1	Direct E fect	12 1	139477 6854	145004 323	362830 4231	17 5	262363 6922	536306 8669	962830 4231	19 7	435623 9581	541812 6	962830 4231	4 4	139106 394	172944 6302	270913 7407	1 7	53856 6812[2]	62442 4613	109879 1921	7 9	308677 5216	556069 6291	962830 4231	17	341310 8364	510692 6906	962830 4231	14 3	243809 7584	248921 3629	460881 0526
Oregon	Oregon nd nect E fect	Ind nect ET ect	2 6	110859 6262	202467 8323	391066 3355	2 9	131236 6749	204837 313	372677 6565	2 2	105242 6218	186034 0725	340219 9905	0 7	31231 1303[7]	60297 2551[7]	110879 6405	0 5	14050 5843[5]	28036 1586[8]	45309 8267[6]	2 5	125181 6449	197044 119	349501 6669	2 8	115109 2897	227673 7698	391960 3669	1 4	63319 2981[1]	121398 6730	205222 1953
Oregon	Oregon nduced EF ect	Induced E fect	2 8	115929 5988	169118 1297	338407 9337	3 1	125675 132	209429 0962	365102 8072	3 2	136269 4274	218027 1286	387538 2884	1 3	42921 6545[1]	71862 2744[4]	125882 42	0 6	17905 9276[8]	29893 1668[6]	52310 5267[8]	2 8	131423 1365	187559 268	325271 6248	2 8	114831 2133	191626 3617	338013 5757	2 1	83678 6206[6]	140921 5392	251411 8429
Oregon	OregonTotal E fect	Total E ect	17 8	572566 9096	936645 2848	1692304 49	23 5	625572 8801	949624 239	1700563 785	25 3	577986 0531	916033 8011	1700548 64	5 2	211648 7788	305155 6323	490007 2012	2 8	87833 2423[8]	118379 7326	202498 6057	13 2	565891 1897	944341 1141	1639206 678	22 6	572771 4894	938391 7851	1648804 569	17 8	410817 3956	510148 4114	880208 093
Utah	Utah D nect EF ect	Direct E fect	11 8	334145 4855	550385 6421	962830 4231	16 6	278858 8654	556654 6309	962830 4231	20 1	409516 7874	524663 6274	962830 4231	4 5	127546 2802	172399 1323	270913 7407	1 5	51306 7763[7]	65392 5147[1]	104908 077	6 2	270124 9423	646070 7665	962830 4231	15 3	356410 0604	506028 9708	962830 4231	12 4	252466 6331	272588 2641	441067 8057
Utah	Utah nduc 1 E fect	Ind nect ET ect	3 1	130934 1326	209109 4365	423611 4119	3	127764 5161	207807 6898	384918 1223	2 6	109181 1384	186939 1933	356888 3279	0 9	35177 9710[6]	60960 0416[5]	122667 4841	0 7	14093 9117	27757 5881	49613 9082	2 6	107009 7836	184806 6238	351491 4169	3	111652 5668	231146 9653	424624 196	1 5	59719 1817[7]	117435 0581	210228 2453
Utah	Utah nduced EF ect	Induced E fect	3 3	145133 5514	220041 026	400647 0173	3 6	138539 7626	242131 6315	441726 9871	3 7	140119 7481	248477 6488	451886 0629	1 4	43074 3909[5]	77861 4872[4]	142921 5849	0 6	17838 0501[1]	31450 2138[6]	57969 8372[8]	2 7	103031 413	183061 9108	335495 223	3 1	110332 2245	214356 6159	392426 3655	2 3	86337 0585[1]	153859 5981	280491 0859
Utah	Utah F ac EFfect	Total E ect	18 1	589818 7351	985562 0674	1793391 65	22 1	645171 5841	1026010 951	1890696 492	26 6	558516 6142	972179 5049	1815314 890	6 5	206798 4455	317542 8561	582621 8968	2 3	85330 0846[1]	124779 3058	212481 8146	12 2	460961 8687	1013841 311	1653821 078	21 5	568295 2507	993730 3169	1758662 72	16 1	410322 8206	548027 5050	911789 7311
Wash ngton	WashingtonD nect ET ect	Direct E fect	9 2	288565 0914	634184 6245	962830 4231	11 8	317012 879	623151 2312	962830 4231	16 7	426117 9338	605656 5124	962830 4231	3 7	129227 2478	180788 3184	270913 7407	1 3	50106 6579[6]	71139 6884[8]	104853 1776	6 5	252705 5033	657145 242	962830 4231	16 4	365155 3845	526583 4221	962830 4231	10 8	237005 5212	201130 6993	441278 6563
Wash ngton	Washington nduc 1 E fect	Ind nect ET ect	1 9	104959 107	174228 0162	334540 0691	2 7	108203 8827	175837 3861	311578 4639	2 7	92741 7131[2]	171623 0397	311617 6705	0 7	27442 5936[4]	54845 7092[7]	91332 1488	0 5	13990 1272[5]	23406 2924[6]	38794 3611[3]	1 7	98157 2295[7]	162388 6143	302709 0765	2 5	110272 9249	245404 2925	411846 8613	1 3	129912 2354	103817 9671	171626 4853
Wash ngton	Washington ndu ed EF ect	Induced E fect	2 2	108828 1928	189560 5517	357104 5253	2 3	108965 6448	195110 845	333360 8212	2 8	110041 0331	208210 0215	405293 8374	0 8	43182 7647[5]	71995 5775[5]	122410 4084	0 6	16090 8874[7]	28803 0726[6]	49015 7745[7]	1 9	90727 5105[7]	162388 6143	276264 3937	2 6	112809 3350	218930 8135	374186 7142	1 6	74863 9103[6]	133576 8953	227978 0343
Wash ngton	WashingtonFat 1 Effect	Total E ect	13 2	494362 3922	988972 2288	1589274 018	18 1	534181 2061	995263 3638	1608369 703	21 3	611900 7047	1015491 468	1681541 929	5 3	196852 4052	316179 6053	484547 2979	1 9	78196 2724[4]	133377 0802	192784 275	10 3	441641 4487	986479 7964	1541853 461	21 7	603136 8467	984727 9137	1748864 691	13 4	364862 4829	528938 5949	846882 1712

N ©2014	N ©2014	N ©2014	N ©2014	N ©2014	N ©2014	N ©2014	N ©2014	N ©2014	N ©2014	N ©2014	N ©2014	N ©2014	N ©2014	N ©2014	N ©2014	N ©2014	N ©2014	N ©2014	N ©2014	N ©2014	N ©2014	N ©2014	N ©2014	N ©2014	N ©2014	N ©2014	N ©2014	N ©2014	N ©2014	N ©2014	N ©2014
				Motel $IMM				Camp.ngEnes$IMM				Res aurant$IMM				Grocer ies$IMM				Gas$IMM				LeczIT ansports ion$IMM				Adm i sion$IMM				Souveni r $IMM			
Sta n	Lookup Key	Emp. cl Type	Emp. payment	abor income	ra un Added	Ou put	Employment	abor income	ra un Added	Output	Emp. payment	abor income	ue Added	Output	Emp. payment	abor income	ue Added	Output	Employment	abor income	alue Added	Output	Emp. payment	abor income	alue Added	Output	Emp.s ment	abor income	ra un Added	Output	Employment	abor income	alue Added	Output
Ala ka	A ankaN ect Effect	Direct E fect	12 6	365507 3569	515590 2763	981239 2273	12 6	465407 0788	668613 8667	981239 2273	17 0	476641 0891	589551 0962	981239 2273	2 3	146615 7841	184050 0606	276114 8499	1 6	57261 1063	62848 2084	107137 6861	5 2	251050 1119	488644 4833	981239 2273	18	376833 1603	503255 0331	981239 2273	11 5	285849 7955	270994 1587	450504 1870
Ala ka	A ankaN ect ET ect	Ind ect ET ect	2 3	109138 7456	204524 5233	270682 7439	1 4	81319 1932	148518 487	252521 7670	1 4	75604 4189	174958 7639	278238 2328	0 3	28137 0486	57284 7469	94210 7458	0 2	13490 6375	24209 7623	39405 5811	1 2	81212 2646	149622 1091	231982 4072	2 2	108430 5293	230147 6243	360556 2660	0 9	49907 3866	102487 4934	164224 9511
Ala ka	A ankaInduced E f e t	Induced E fect	1 8	85330 7329	102671 1863	251333 6349	2 2	106030 7486	189884 5905	312347 0896	2 2	109586 1529	187284 2241	307933 4750	0 7	22592 8427	38391 5893	86004 4898	0 6	12408 6926	22730 2840	39619 9551	1 4	67375 6375	120273 4558	197796 1847	1 9	87881 2929	157485 0573	258802 8651	1 6	65184 0674	117813 8540	193141 2461
Ala ka	A ankaStat E fect	Total E ect	16 7	147147 2318	288988 9834	582256 1365	16	285616 9615	550715 168	1547108 123	21 1	539846 2614	1161844 1141	1562312 935	3 3	237146 5799	298726 2606	466329 3561	1 9	82150 5023	112708 2381	185168 1115	8	420628 9052	918341 0180	1410123 845	21 9	573858 6273	899888 6670	1622188 409	12 8	431341 3625	493314 9866	824730 3852
Ar ansa	A ansaN ect Effect	Direct E fect	10 1	146092 2667	419860 7437	981239 2273	13 7	309149 8467	436114 375	981239 2273	13 7	419407 5136	287257 2135	981239 2273	2 7	26596 5414	39996 1667	276114 8499	1 6	14642 0689	70927 2828	306821 126	5 3	101094 5895	229601 5153	981239 2273	15 3	368884 5214	732882 7232	981239 2273	4 4	270778 8927	320225 9094	469253 3521
Ar ansa	A ansa ind ect E fect	Ind ect ET ect	2 5	113804 3996	184587 7797	342018 5826	2 5	115905 94	186614 2979	332910 5498	2 1	95260 7528	174329 9048	318217 8469	0 7	29032 8828	52744 4495	91162 5427	0 3	11461 8554	21203 5898	36924 0212	2 5	122156 5203	199750 0628	325498 4607	2 9	117855 6623	226788 9140	386020 1455	1 1	47966 8874	88526 4238	154591 9322
Ar ansa	A ansaInduced E f e t	Induced E fect	3 1	116783 1833	236285 182	388135 3071	3 5	113854 8018	265728 9262	462196 2635	1 1	131382 6252	265344 7383	452705 4676	1 1	85751 0204	303131 9263	137068 8142	1 1	10704 6142	19925 8918	30945 8850	3 3	132785 1172	250721 4888	397007 4992	2 2	106155 7728	238730 7824	408268 1403	2 2	94728 6473	166014 5484	283890 2852
Ar ansa	A ansaStat E fect	Total E ect	15 7	185167 7096	1030751 504	1272275 698	19 8	679151 1664	1092760 669	1775464 633	23 6	646135 8367	1022721 872	1753252 789	5 3	231139 4958	328671 9664	506318 2254	1 9	85855 4454	135587 2535	202899 6462	12 4	580136 1658	1062210 103	1731785 187	25 3	603896 9303	1038595 435	1736527 499	12 7	413384 1314	574261 8388	887664 3296
Ca lifo rnia	Ca i ornia0 ect E fect	Direct E fect	9 9	380774 5973	625053 0177	981239 2273	14 2	441182 8189	625484 0767	981239 2273	17 0	444872 2784	506608 1449	981239 2273	2 5	117484 3718	197432 3604	276114 8499	1 6	67221 8425	81454 6307	150641 3384	7 3	239073 0898	421916 4945	981239 2273	25 9	459662 8703	617496 9731	981239 2273	10 5	365056 355	350562 468	649541 0146
Ca lifo rnia	Ca i ornia ind ect E fect	Ind ect ET ect	2 4	142224 7386	225349 0989	389614 7726	2 5	143147 1034	218858 541	378546 0188	2 1	135155 4936	229392 1461	423877 8011	0 6	33068 4958	60731 8349	98808 8277	0 2	15671 8406	21363 5496	34277 7563	2 4	140179 8794	232788 9635	416618 4761	2 7	147022 0171	275138 0969	452810 0722	1 1	63161 1535	119614 0413	192144 369
Ca lifo rnia	Ca i ornia Induced E fect	Induced E fect	3 1	157816 8607	260423 4760	451665 347	3 6	172071 6561	292538 8133	499613 6136	3 3	171157 5581	283242 8307	493398 3857	1 3	110807 5464	358251 8888	146615 4989	0 7	20927 7493	40432 9326	60973 5541	2 8	141011 9169	242505 0745	411369 183	3 4	172206 414	293065 8819	500267 7	1 5	88417 6586	166839 1678	285057 8454
Ca lifo rnia	Ca i ornia Stat E fect	Total E ect	15 3	690856 1963	1113642 807	1826549 347	20 1	757439 8972	1136881 431	1853632 816	23 4	747544 3491	1109333 14	1898117 811	5 3	221692 1098	342749 6886	521558 0864	1 6	102961 6321	143251 1148	210392 4869	12 3	621465 9031	1095772 414	1811227 286	22	759994 3125	1124609 353	1924867 099	13 6	429035 0772	590546 6788	926743 163
Colo ado	Co ora doStat E fect	Direct E fect	10 1	168817 7422	410179 7073	981239 2273	14 5	398145 6464	617517 9898	981239 2273	18 9	429574 5132	581845 4246	981239 2273	3 3	153986 2648	190544 5775	276114 8499	1 5	54919 9505	75133 1881	136052 6198	7 3	332926 5199	547671 7172	981239 2273	19 6	365218 2516	616547 1503	981239 2273	11 4	217867 7604	291464 3543	489496 8589
Colo ado	Co ora doInd ect E fect	Ind ect ET ect	2 6	138227 6898	223318 2732	401798 3515	2 7	136234 8358	215102 8685	390464 9009	2 2	118754 9725	214090 7065	389830 5451	0 7	31884 1966	62510 8621	108930 5498	0 6	14203 5242	28054 6475	46461 0338	2 6	143065 3669	256534 2623	456892 1646	2 5	114862 8827	225102 3462	385248 2692	1 3	63302 6827	120166 0118	205545 0871
Colo ado	Co oradoInduced E fect	Induced E fect	3	165518 1993	296785 5906	469308 0334	3 3	189103 4171	271814 0596	461831 0103	3 3	153886 4167	276383 339	474709 8008	1	46086 8492	83893 0103	145545 6425	0 9	19520 7218	35504 1784	60337 3811	3	139466 2328	245080 7164	416340 7853	3	113868 5053	241708 28	411416 2468	2	90435 1075	164461 9816	279538 356
Colo ado	Co oradoTotal E f e t	Total E fect	16	626618 1114	1080392 571	1806145 631	20 1	683651 9381	1100032 988	1833535 164	26	701881 4894	1075528 467	1845779 673	5 6	210817 2855	336148 7739	575589 0172	1 5	86744 2589	139890 9566	217708 0161	11 3	613488 2396	1089569 610	1810463 118	19 1	613949 6094	1085437 031	1780645 994	13 7	411591 5124	580213 3487	914581 302
Fl orida	F or daEnd ect E fect	Direct E fect	11 4	257867 7364	261464 3161	484496 8588	13 4	300137 6758	641816 9965	981239 2273	18 2	428153 9639	691567 0927	981239 2273	4 3	152417 4455	181718 6362	276114 8499	1 5	53161 5788	70071 2746	130659 2703	4 9	151638 9653	641200 5854	981239 2273	14 9	453717 5688	583592 6969	981239 2273	11 3	261202 4697	260764 6233	499660 6389
F orida	F or daInd ect E fect	Ind ect ET ect	1 3	42692 0842	124168 0918	205545 0871	2 8	122235 9143	194885 9738	352934 0173	2 4	111033 108	200210 0893	365614 4567	0 9	41789 7392	68210 9088	120058 7172	0 6	14856 8434	27246 5698	48254 2138?	2 2	127929 7431	203302 2510	369374 7571	3 1	124551 466	238578 5652	415478 2761	1 5	63141 7639	117861 4743	203888 8169
F orida	F or daInduced E fect	Induced E fect	2	90425 11971	164992 9816	279539 3161	2 8	114141 0073	273914 1423	477884 1097	2 3	161029 2118	261880 6754	454962 2627	1 1	67915 8734?	82960 2761?	140770 0771	0 5	20698 3420?	35820 1799?	62494 1451	3 2	134708 3017	233227 8382	404907 1514	4 2	174875 4718	302348 7601	528449 6291	2 6	99648 7648	172530 3121	300884 1693
F orida	F or daStat E fect	Total E ect	14 7	411595 5124	580123 3487	934581 303	19 9	680530 6161	1111774 228	1810367 354	24 5	702514 2969	1068457 657	1840326 927	6 2	206223 037	332968 8132	541141 6589	2 6	88717 7639	133426 9358	217637 735	12 8	577483 0078	1076250 746	1754121 126	22 2	752644 1086	1123169 983	1925166 833	15 2	427983 9834	581063 1953	953437 7896
F la ho	Ah ahoS ect E fect	Direct E fect	11 1	284885 2337	316523 2626	981239 2273	17 2	352543 1655	550708 3723	981239 2273	23 3	395226 8767	533881 2542	981239 2273	3 9	185748 4858	185573 2885	276114 8499	1 6	88110 3181	63861 9260	150834 2180	8	256252 2169	515413 8347	981239 2273	17 4	350890 3573	511681 8516	981239 2273	12 3	238254 2463	272713 2227	449272 2855
d ho	dahoInd ect E fect	Ind ect ET ect	2 9	106770 6028	166255 2872	351109 964	2 7	101221 7814	158757 6383	319957 189	2 1	79886 6345	147685 3149	303942 0389	0 6	22659 9303	40614 9068	78580 5810	0 6	10232 8626	20306 7458	38587 1326	2 3	113056 5385	181253 5288	353553 724	2 3	91730 1670	180728 5153	316595 7638	1 2	43263 9398	81792 9283	159349 3565
d ho	dahoInduced E fect	Induced E fect	2 5	89014 0602	154866 0415	285805 3497	2 9	103111 1661	179424 4989	331128 0841	2 1	108177 6898	189336 9452	347318 4506	1 1	77674 7721	62781 3385	121440 1392	0 6	13318 3650	23166 0502	42729 4610	2 4	84400 3188	146762 1948	270954 494	2 8	98109 2041	170791 2622	315012 1353	1 5	44614 9464	111848 0469	213852 2589
d ho	dahoStat E fect	Total E ect	18 1	480770 9315	837463 3933	1618154 761	22	557018 1096	888932 0905	1619282 189	26 6	581290 7899	854853 6027	1620489 712	5 6	203215 25	295195 0995	476114 5601	2 5	71640 882	107314 8553	180240 9334	18 1	452670 1865	845467 6540	1509027 426	23 1	530729 7205	869151 2890	1647947 126	16 1	357130 8479	671392 2122	821572 8354
Mo ntana	Mon ataInd ect E fect	Direct E fect	11 2	192546 6363	311880 2409	981239 2273	14 2	247215 6128	425276 1614	981239 2273	21 3	411856 5272	516604 7668	981239 2273	4 5	214202 3128	173847 2696	276114 8499	1 6	50957 8455?	65204 6863	116861 4678	9 3	259172 6882	507254 6112	981239 2273	16 7	453603 9181	530463 6585	981239 2273	11 7	239881 9757	282161 0505	499318 2733
Mo ntana	Mon ataInd ect E fect	Ind ect ET ect	1 1	110007 711	179051 0386	279052 2603	2 4	89023 4756?	163148 4091	265953 2258	1 1	76083 7092?	142388 2177	290867 2661	0 7	23009 1426?	47539 6490	91121 2037?	0 5	8861 4543?	19665 9969?	27873 8726?	3	119286 2085	192965 7446	407102 403	2 7	86177 1028	175939 5595	288896 2893	1 1	38691 4861?	77114 6063	148893 2483
Mo ntana	Mon anaInduced E fect	Induced E fect	2 7	95151 7481	163236 9854	307139 4553	2 4	121128 3816	207973 6542	391514 2780	2 1	111380 2919	190720 1248	358852 9227	1	35868 2187?	61521 5494?	115774 4539	0 4	10854 8359?	27344 0604?	51164 4819?	2 4	86788 6272?	148850 0628	280071 1877	2 2	115478 1197	198116 1249	372768 4575	2 2	78341 7440?	134170 8998?	252829 142
Mo ntana	Mon anaStat E fect	Total E ect	16	517298 9539	847373 2639	1667567 042	20	657155 7081	874842 4148	1668958 613	26 6	608601 6287	850309 1183	1628172 237	6 3	194085 1842	280888 1599	487914 5780	2 4	84772 6825	112255 7301	195063 9830	18 6	462349 6718	885610 8047	1668412 893	22 7	627358 1572	913678 9349	1720968 372	15	416579 2595	498176 5681	851991 5376
New Mex ico	New Mex ico0 ect E fect	Direct E fect	12 6	210111 8356	322861 8930	981239 2273	13 8	300711 1661	587036 1865	981239 2273	20 1	411830 9042	651349 6472	981239 2273	4 3	117573 2762	263452 8213	276114 8499	1 5	50166 8267?	64826 1633	106931 526	7 3	279984 351	466461 7	981239 2273	15 7	365169 3565	459617 6665	981239 2273	11 8	260842 8238	284110 9957	469587 1328
New Mex ico	New Mex ico0 ect ET ect	Ind ect ET ect	2 6	92011 1977?	155082 1780	251457 1479	2 7	82261 0854?	145690 7325	285 088 0107	2 2	66410 9775?	126594 3579	250752 1485	0 7	19954 2983	42278 1483?	77922 116	0 5	8765 2530?	18819 0153?	32753 0126?	1 9	79491 3225	153361 8240	271808 6845	2 7	82241 0530	206624 6250	354564 3998	1 6	44948 6005?	157863 5714	281252 9675
New Mex ico	New Mex icoInduced E fe	Induced E fect	2 2	79924 8787?	148043 9624	265186 663	2 6	96281 5545	179005 5057	319635 3163	2 6	95071 2874?	175728 0565	315542 0845	0 9	26034 5482	54532 3730?	97861 6248	0 6	11732 5774?	23802 1543?	38927 7226?	2	71941 5215	110751 7578	238818 9065	2 6	86286 2569	160461 0696	286489 4735	1 6	39393 3859	110243 8144	196878 7611
New Mex ico	New Mex icoStat E fect	Total E ect	17 2	481457 8133	826764 0508	1462003 326	20 6	481693 7856	907541 4643	1585233 156	24 4	572881 2714	816861 7383	1545711 386	5 8	156780 8528	280241 7388	451017 4004	2 5	70254 7643?	135558 8623	1786248 8812	10 3	430650 3164	814564 7624	1495867 400	24 2	550307 2708	820760 0461	1484513 049	14 3	354885 5007	567013 0158	963333 8828
Nevada	Nevada0 ect E fect	Direct E fect	9 1	439602 1392	651533 3790	981239 2273	15 7	436073 5262	588820 073	981239 2273	16 1	408044 4077	631390 1566	981239 2273	3 3	133080 6977	191425 0546	276114 8499	1 4	50745 7678?	70981 6335	106017 4761	5 3	289616 6929	706539 9491	981239 2273	15 7	354894 6017	541326 7311	981239 2273	9 9	282182 3677	314545 7011	499501 765
Nevada	Nevada ind ect E fect	Ind ect ET ect	2 1	65161 0140	116660 7283	184993 8845	2 6	116089 6317	188629 3045	310503 1874	1 7	77004 5220?	142703 5815	245817 7135	0 7	27630 9746	53862 1836?	93464 0176?	0 4	12045 7037?	25047 1697?	44856 2145?	1 9	81100 6937?	139425 2613	241638 7362	2 7	106268 2083	213166 3720	358616 4445	1 6	45071 1863?	93877 9399?	159248 4489
Nevada	Nevada Stat E fect	Total E ect	18 1	117630 1649	217386 6821	364027 3544	2 9	121425 4107	224814 3175	374106 0521	2 5	107168 0047	188037 6258	310907 1223	0 9	33768 7833	64129 6348?	110832 9332	0 3	18023 8718?	25602 7523?	43414 9206?	3	82468 2328?	152340 1649	253344 9404	2 4	103082 4752	185864 6422	310135 3764	1 7	72878 9898?	134594 6223	225506 7337
Nevada	NevadaTotal E f e t	Total E ect	16	1028218 1177	1825458 731	3127261 648	21 3	1271838 3496	1910862 919	3283349 448	20 3	1029005 9531	1573131 3627	1558864 013	5 3	187707 9264	311416 8738	488410 8027	2 9	76813 8059?	118620 7191	194431 7377	9	453186 1183	998324 177	1478392 523	20 8	561195 2803	930527 7631	1469993 589	12 7	288136 8252	325613 2946	614149 5815
Oregon	Oregon0 ect E fe t	Direct E fect	12 1	155777 1188	165881 9532	981239 2273	17 5	372264 692	546356 6454	981239 2273	19 7	443952 8572	552171 7691	981239 2273	4 8	141857 7551	176410 1957	276114 8499	1 7	56934 6212?	63626 3076	106884 4265	7 9	314077 3599	589779 3258	981239 2273	17	349711 6881	529017 4671	981239 2273	14 3	248653 6608	253604 6836	469310 4234
Oregon	Oregon ind ect E fect	Ind ect ET ect	2 6	139380 7122	206338 9097	388161 9176	2 9	131765 8564	207989 2616	379869 2615	2 2	107795 5658	184754 0667	340274 8935	0 7	31828 4568?	61450 1566	104865 4114	0 5	14319 2240?	27411 1862?	46176 1267?	2 5	127574 8669	201473 9256	356183 922	2 8	117822 1423	210926 7714	394654 6345	1 4	64540 0389?	127735 148	208126 7573
Oregon	Oregon Induced E fect	Induced E fect	2 8	118146 1092	107830 3843	244878 1137	3 1	127466 9006	213433 2893	372082 0712	3 2	138704 2942	232886 8862	405118 9581	1 3	43741 6802?	73236 7322	127480 8107	0 4	18264 7138?	30566 5833?	123112 7271?	2 8	116077 8869	191145 4021	324269 0446	2 8	110308 6949	192260 116	340096 7278	2 1	85278 32	142004 6771	248862 874
Oregon	OregonStat E fect	Total E ect	17 8	580333 9455	954552 4452	1714480 259	23 5	624476 116	962780 55	1733325 56	25 3	600041 7681	874312 6395	1733332 893	7 3	217427 8942	310930 0357	538640 072	2 4	89512 3672?	121653 0365	208171 2056	13 2	553328 2885	962388 4528	1670852 175	22 6	587272 5252	956135 3705	1723092 685	17 8	418872 2898	520316 9274	906391 8962
Utah	Utah0 ect E fect	Direct E fect	11 8	340134 1676	565908 7230	981239 2273	16 6	386191 9261	647297 5738	981239 2273	20 5	418877 6096	534604 9173	981239 2273	4 5	130086 8091	175491 6921	276114 8499	1 5	52381 4924?	66643 8246	106913 8437	6 2	275289 6089	658410 2663	981239 2273	15 3	362842 0421	589717 8077	981239 2273	12 4	262389 2568	278819 1264	499500 7818
Utah	Utah Inde x E fect	Ind ect ET ect	3 1	132669 2149	211027 4978	351712 8793	3 5	130177 9202	217280 8624	407096 5494	2 6	111368 6034	202844 7168	404476 6239	0 9	35650 5545	68240 3926	125052 8213	0 5	14262 3798?	28288 1568	50582 8821?	3	135686 3278	188340 0381	352288 2412	3 5	113681 8954	225479 9433	412362 8415	1 5	63871 1754?	116661 6675	214247 6579
Utah	Utah ashInd ect E fect	Induced E fect	3 3	125587 161	224261 4281	414727 6381	3 6	139139 9248	246761 0596	452341 385	3 7	142708 7625	252328 4074	460464 5429	1 4	44815 1529?	79674 8890?	145654 1486	0 6	18176 4146?	32214 8736?	59058 8266?	2 7	101276 7754	164063 7921	301813 79	3 1	112663 3461	217327 759	398886 3492	2 3	87987 7215?	155971 8251	285856 5764
Utah	UtahStat E fect	Total E ect	18 1	631112 0548	1000038 12	1825679 734	23 2	655468 781	1025609 499	1845577 143	26 8	672598 9763	1025657 2601	1849808 641	6 5	210752 5237	322006 4645	580279 8595	2 3	84923 2114?	127155 8677	226524 581	11 2	489652 1127	1033227 33	1685491 218	25 1	579260 7547	1017735 049	1792287 417	16 1	411248 3148	554860 9193	996605 0559
Wash ngton	WashingtonD ect ET ect	Direct E fect	9 2	264082 3056	646309 8981	981239 2273	13 8	320073 9968	625232 6884	981239 2273	16 7	434265 0823	617236 761	981239 2273	3 7	131608 0045	193416 6750	276114 8499	1 5	51064 6756?	72499 8455?	130890 4004	6 5	257588 0633	669706 5090	981239 2273	16 6	367041 3645	539534 9533	981239 2273	10 8	241536 342	290706 1362	449751 4752
Wash ngton	WashingtonInduc e E fect	Induced E fect	3 9	150063 8684	177519 1631	320445 632	3	110271 6648	185218 3214	319573 9163	3	94614 9284?	178904 911	319410 1985	0 5	27967 2840?	55844 3303	92946 8456?	0 2	7219 9721	23883 3029?	39116 0606?	1	150014 3951	170170 6117	238896 7668	2	125157 4760	250094 2923	419721 5145	1	14504 6769?	105894 0071	179936 4751
Wash ngton	WashingtonInduc ed E fect	Induced E fect	2 2	102766 1655	186912 7735	313078 1148	2 3	111038 8058	198841 2607	338307 7358	2 8	135588 6927	242764 4723	413042 8469	0 8	40951 0376?	73321 1878?	124750 8304	0 6	16407 8031?	29353 7138?	49952 5063?	1 9	92462 1728?	165452 6335	281546 3715	2 6	125157 3634	224144 4702	381340 3634	1 6	76295 2788?	136538 6572	232338 843
Wash ngton	WashingtonStat E fect	Total E ect	12 1	503818 1375	1007880 811	1619762 011	18 1	543394 467	1014292 271	1639320 88	21 3	564564 6893	1024907 126	1713892 117	5 3	200626 3225	323612 4367	491811 5898	1 9	76601 3438?	125716 9946	216480 2991	10 1	450085 6024	1005531 549	1671281 625	21 7	614769 9254	1011745 72	1782826 145	12 4	273838 4327	528051 6194	854859 3927

IN S2015	*IN S2015*	* N S2015*	* N S2015*	*IN S2015*	*IN S2015*	*IN S2015*	* N S2015*	*IN S2015*	*IN S2015*	*IN S2015*	*IN S2015*	*IN S2015*	* N S2015*	* N S2015*	* N S2015*	*IN S2015*	*IN S2015*	*IN S2015*	*IN S2015*	*IN S2015*	*IN S2015*	*IN S2015*	*IN S2015*	*IN S2015*	*IN S2015*	*IN S2015*	*IN S2015*	*IN S2015*	*IN S2015*	* N S2015*	* N S2015*	* N S2015*
			Motor.rSUMM				Camp.rgDwnSUMM						Retiac an.rSUMM				Grace.snSUMM				GasSUMM					Load? an po ran.rSUMM					Admin sc.snrSUMM					Sauuer.rsSUMM			
Tit A	Verbal Eng	Impact Type	Engineered	Labor income	Value Added	Output	Engineered	Labor income	Va ue Added	Ou put	Engineered	Labor income	Va ue Added	Ou put	Engineered	Labor income	Value Added	Output	Engineered	Labor income	Va ue Added	Ou put	Engineered	Labor income	Value Added	Output	Engineered	Labor income	Va ue Added	Ou put	Engineered	Labor income	Va ue Added	Ou put
Alas a	Alaska0 rect EF ect	D ect EF ect	13	248 037	541 754	1 000 000	12	304 879	681 307	1 000 000	18	488 812	600 823	1 000 000	4	149 419	187 569	281 392	1	58 166	67 097	100 186	5	257 073	703 811	1 000 000	18	384 038	532 877	1 000 000	13	291 353	281 271	468 872
Alas a	Alaska ndire 1 E fect	Ind ect E fect	3	122 823	208 434	277 778	3	82 772	151 358	258 363	1	77 596	178 202	283 558	1	26 475	58 083	96 012	0	12 067	24 983	40 536	1	82 765	152 280	255 983	2	110 415	243 720	389 363	1	50 862	104 447	166 305
Alas a	Alaska nduced E fect	Induced E fect	2	86 952	155 704	256 139	2	108 658	160 617	318 319	2	106 544	190 861	313 821	1	33 216	59 108	97 840	0	13 102	24 184	39 766	1	68 460	132 573	201 581	2	89 542	160 457	263 814	1	66 838	118 693	196 818
Alas a	Alaska0 Tot al Effe t	To al Effe t	17	557 812	905 987	1 633 910	16	695 709	1 026 172	1 576 688	22	672 462	969 886	1 597 379	5	211 309	305 457	471 245	2	83 935	115 674	189 111	8	608 299	976 644	1 657 464	22	584 015	917 094	1 653 215	16	409 015	505 417	829 212
Ar ayna	Ar ona2 rect EF ect	D ect EF ect	10	353 115	630 702	1 000 000	14	417 422	648 276	1 000 000	18	427 424	588 761	1 000 000	4	129 017	198 521	281 392	1	55 687	77 610	108 973	7	323 310	643 726	1 000 000	15	355 115	583 839	1 000 000	9	275 916	326 224	458 118
Ar ona	Ar ona ndi ect E fect	Ind ect E fect	3	114 072	188 117	348 558	3	118 122	190 488	339 296	2	97 184	177 663	324 302	1	29 588	54 772	96 982	0	11 681	21 609	37 620	3	124 594	203 613	359 280	3	120 109	231 125	396 458	1	48 761	90 239	157 140
Ar ona	Ar ona nduced E fect	Induced E fect	3	137 365	240 813	413 843	4	166 786	224 686	470 116	4	154 262	236 638	462 872	1	46 585	81 664	139 693	1	20 078	35 385	60 176	3	135 324	232 171	865 607	3	138 739	243 285	416 074	2	96 500	149 228	289 373
Ar ona	Ar ona To al Effe t	To al Effe t	16	606 547	1 059 631	1 760 492	20	682 349	1 113 651	1 809 422	24	678 972	1 046 872	1 786 774	5	205 189	334 956	518 027	2	87 446	134 205	206 779	12	591 228	1 082 519	1 764 896	21	614 424	1 058 249	1 812 522	13	421 288	581 752	904 636
Cal forn a	Cal forn al2 rect E fect	D ect EF ect	10	268 246	627 004	1 000 000	14	469 616	637 483	1 000 000	18	453 228	661 993	1 000 000	4	140 113	200 932	281 392	1	68 600	83 053	108 886	7	336 281	632 890	1 000 000	16	648 083	668 161	1 000 000	11	270 124	309 827	458 136
Cal forn a	Cal forn aind rect EF e t	Ind ect E fect	2	144 944	225 786	397 064	3	145 884	223 043	385 804	2	134 030	233 778	430 963	1	34 037	61 883	100 698	0	11 895	21 772	35 035	2	151 013	237 199	424 584	3	149 813	278 768	461 491	1	66 407	121 901	195 818
Cal forn a	Cal forn ainduced E fect	Induced E fect	3	188 875	271 925	464 488	3	176 381	298 132	569 167	3	174 410	294 773	503 445	1	51 781	87 497	149 439	1	24 426	41 266	70 364	2	146 014	246 633	421 273	3	176 623	298 608	509 963	2	100 707	170 080	290 508
Cal forn a	Cal forn aTotal Ef ect	To al Effe t	15	704 065	1 134 715	1 861 472	20	771 882	1 158 618	1 894 972	23	761 837	1 130 143	1 934 408	5	225 931	350 322	531 530	2	104 930	145 990	214 815	12	633 348	1 116 723	1 845 857	22	774 525	1 145 531	1 971 454	14	437 238	601 818	944 436
Colorado	Colorado0 rect Effect	D ect EF ect	10	352 464	621 845	1 000 000	15	465 758	628 916	1 000 000	18	437 961	592 655	1 000 000	4	135 427	193 780	281 392	1	55 970	72 607	108 971	8	339 282	598 871	1 000 000	14	372 265	628 356	1 000 000	11	262 798	297 037	458 091
Colorado	Colorado ndi ect E fect	Ind ect E fect	3	140 870	227 588	413 157	3	118 800	223 292	397 910	2	121 025	218 397	397 284	1	32 453	61 736	108 975	0	14 577	28 591	47 831	3	148 696	261 439	444 216	3	117 059	229 406	392 615	1	65 513	126 145	209 479
Colorado	Colorado nduced Ef ect	Induced E fect	3	128 150	251 504	427 326	3	152 157	277 011	470 961	3	156 419	284 725	483 784	1	46 948	85 497	145 235	0	19 894	36 183	61 491	3	137 241	249 685	424 301	3	136 428	248 429	422 075	2	93 154	167 638	284 884
Colorado	Colorado Total E fect	To al Effe t	16	632 484	1 100 937	1 840 882	21	696 723	1 129 218	1 868 573	24	715 405	1 096 092	1 881 070	6	214 848	342 983	535 638	2	90 441	137 470	217 764	13	625 228	1 109 994	1 868 518	19	625 688	1 106 190	1 854 691	15	419 861	591 215	952 450
Fl orida	F o idaB ect E fect	D ect EF ect	11	242 798	297 037	458 091	13	407 783	657 164	1 000 000	18	436 538	596 559	1 000 000	4	124 758	185 193	281 392	1	54 178	71 411	108 984	7	321 369	653 460	1 000 000	15	462 392	593 222	1 000 000	11	270 273	298 386	458 136
Fl orida	F o. ida nd rect EF ect	Ind ect E fect	1	64 513	124 540	208 475	3	124 173	188 714	358 673	2	113 114	204 038	372 615	1	36 474	69 145	122 118	0	15 141	28 276	49 187	3	130 019	205 781	372 972	3	126 724	243 140	421 422	2	64 140	126 119	209 010
Fl orida	F o. ida nduced Ef ect	Induced E fect	3	92 154	167 638	284 884	4	161 187	279 192	487 021	4	146 452	288 289	502 897	1	48 832	84 577	147 538	1	21 094	36 501	63 680	3	137 345	237 687	414 687	4	178 219	308 741	538 553	3	101 554	175 829	306 735
Fl orida	F o. idaTotal E fect	To al Effe t	15	418 465	591 215	952 450	20	693 142	1 145 080	1 845 694	25	715 946	1 088 886	1 873 513	6	210 064	359 231	611 488	2	90 614	136 263	211 865	13	588 728	1 096 930	1 787 658	22	767 340	1 145 101	1 961 575	16	826 172	594 131	972 905
Idaho	Idaho0 ect Effect	D ect EF ect	13	290 434	526 101	1 000 000	17	359 305	561 279	1 000 000	21	492 783	528 904	1 000 000	4	147 516	192 898	281 392	2	49 030	65 083	108 938	8	261 111	525 307	1 000 000	18	347 408	523 113	1 000 000	13	252 999	236 948	457 964
Idaho	Idaho ndirect Ef ect	Ind ect E fect	3	168 812	168 434	267 822	3	203 203	181 781	321 581	2	81 614	156 585	307 715	1	21 055	41 228	80 083	0	10 628	20 685	36 353	2	114 169	189 728	363 809	3	91 484	188 261	358 439	1	43 072	85 385	162 286
Idaho	Idaho nduced Ef ect	Induced E fect	3	90 718	157 827	291 270	3	105 103	182 850	337 459	3	110 246	191 781	353 959	1	38 550	67 049	123 742	0	13 573	23 609	43 577	2	86 014	149 589	276 131	3	99 985	173 965	321 035	2	67 898	118 042	217 941
Idaho	IdahoTotal E fect	To al Effe t	19	489 963	853 462	1 649 093	23	567 646	905 908	1 663 024	26	594 643	871 198	1 661 674	6	207 121	301 155	485 238	2	73 031	109 387	191 840	14	461 325	859 615	1 639 995	23	540 877	885 765	1 679 455	16	463 959	480 436	838 301
Montana	Montana0 ect Effect	D ect EF ect	13	314 487	572 205	1 000 000	14	455 656	637 705	1 000 000	21	420 954	526 482	1 000 000	5	136 773	175 113	281 392	2	60 187	66 645	108 929	6	264 131	517 462	1 000 000	17	431 703	546 211	1 000 000	12	305 106	292 682	457 909
Montana	Montana ndirect Ef ect	Ind ect E fect	3	112 111	173 712	286 323	2	90 726	143 192	301 612	2	78 048	145 716	301 743	1	24 469	48 418	96 942	0	10 010	20 042	38 598	2	121 567	196 594	414 886	3	89 863	181 033	355 167	1	39 578	78 589	151 730
Montana	Montana nduced Ef ect	Induced E fect	3	96 971	166 358	313 012	3	123 546	211 930	398 786	3	113 306	194 367	365 714	1	36 554	62 708	117 988	0	16 160	27 714	52 147	2	88 448	151 696	285 426	3	117 686	201 969	379 886	2	79 860	136 940	257 659
Montana	MontanaTotal E fect	To al Effe t	19	525 569	863 275	1 599 335	20	669 928	982 827	1 700 409	27	612 308	866 565	1 667 456	6	197 796	286 239	496 324	2	86 398	114 402	199 673	11	474 145	865 753	1 700 312	23	639 251	931 148	1 731 463	11	424 544	508 211	867 313
New Mexi o	New Mexico0 rect EF ect	D ect EF ect	11	314 061	542 243	1 000 000	16	408 403	598 260	1 000 000	20	421 203	553 738	1 000 000	4	130 417	187 268	281 392	2	51 126	68 104	108 976	7	285 248	648 630	1 000 000	20	352 115	468 462	1 000 000	12	265 830	289 135	458 189
New Mexi o	New Mexico ndire 1 E fect	Ind ect E fect	2	94 178	158 033	321 489	2	81 863	144 196	286 764	2	65 345	133 081	255 326	1	19 859	42 981	79 042	0	9 515	18 762	33 386	2	78 922	144 513	281 082	3	92 954	213 673	383 601	1	36 158	77 231	137 737
New Mexi o	New Mexico nduced Ef ect	Induced E fect	2	81 453	151 535	270 373	3	98 122	182 428	325 716	3	96 889	180 107	321 575	1	20 895	55 575	99 227	0	11 957	22 219	39 872	2	73 370	136 209	243 386	2	87 926	163 529	291 967	2	60 678	112 272	200 645
New Mexi o	New Mexico To al Effect	To al Effe t	17	491 672	851 723	1 591 868	21	582 418	924 884	1 612 480	24	583 437	866 926	1 577 301	5	180 171	285 929	459 661	2	71 598	109 086	182 035	11	437 540	929 452	1 524 468	25	532 007	845 665	1 675 568	14	361 467	479 142	796 168
Nevada	Nevada0 rect EF ect	D ect EF ect	9	448 311	663 860	1 000 000	16	464 411	660 078	1 000 000	16	415 846	641 462	1 000 000	4	136 531	195 085	281 392	1	51 726	71 819	108 868	5	295 154	720 048	1 000 000	16	361 680	572 050	1 000 000	10	285 530	320 132	458 096
Nevada	Nevada ndi ect E fect	Ind ect E fect	3	97 136	159 656	286 476	3	118 309	192 236	338 249	2	79 180	145 433	250 538	1	26 461	54 892	95 251	0	12 276	23 683	40 658	2	82 651	142 091	246 410	3	108 300	217 242	361 473	1	45 927	88 539	152 100
Nevada	Nevada nduced E fect	Induced E fect	3	119 869	221 545	271 793	3	123 747	228 705	383 297	3	109 217	201 824	338 253	1	36 473	67 394	112 952	0	14 292	26 398	44 245	2	84 040	155 262	260 227	2	101 996	188 601	316 065	2	74 272	137 188	229 937
Nevada	NevadaTo al Effe t	To al Effe t	14	665 316	1 045 060	1 658 170	21	686 467	1 021 018	1 721 547	20	604 242	990 718	1 588 791	5	201 488	317 371	489 596	2	78 282	121 918	193 870	8	461 851	1 017 422	1 556 658	21	571 974	977 004	1 681 138	13	405 749	541 860	840 107
Oregon	Oregon0 rect EF ect	D ect EF ect	12	342 197	560 507	1 000 000	18	380 400	556 803	1 000 000	20	412 443	562 725	1 000 000	4	144 570	179 473	281 392	2	58 013	64 813	108 929	8	320 450	580 973	1 000 000	17	356 398	539 132	1 000 000	14	272 994	258 535	457 901
Oregon	Oregonind rect Effect	Ind ect E fect	3	136 950	210 284	395 777	3	126 303	211 966	387 065	2	109 347	193 382	353 354	1	32 427	62 625	106 850	0	14 593	27 976	47 008	3	130 014	205 326	362 994	3	119 627	236 463	407 092	1	65 774	124 085	212 106
Oregon	Oregoninduced E fect	Induced E fect	3	230 405	201 613	351 472	3	129 904	217 134	379 397	3	141 448	236 830	412 885	1	44 578	74 427	130 122	0	18 618	31 151	54 330	3	116 462	194 830	339 804	3	118 828	199 024	346 908	2	86 909	145 427	253 621
Oregon	OregonTo al Ef ect	To al Effe t	18	599 552	972 804	1 747 249	24	646 607	986 286	1 766 262	25	703 235	992 941	1 766 239	6	221 585	316 936	518 365	2	91 226	123 979	210 317	13	566 961	980 790	1 702 798	23	594 883	974 620	1 754 050	18	426 677	530 046	922 620
Utah	Utah0rect E fect	D ect EF ect	12	347 045	571 610	1 000 000	17	383 484	578 146	1 000 000	21	424 910	544 928	1 000 000	5	132 174	178 847	281 392	2	53 383	67 917	108 914	6	280 513	671 012	1 000 000	15	349 397	580 610	1 000 000	12	267 406	284 150	458 095
Utah	Utahind rect Ef ect	Ind ect E fect	3	135 132	217 182	439 962	3	132 728	215 630	414 875	3	113 396	206 723	412 210	1	36 526	69 145	127 403	0	14 638	28 829	51 550	2	113 172	193 941	369 231	3	115 818	229 781	430 247	2	62 035	121 953	218 398
Utah	Utahinduced E fect	Induced E fect	3	130 027	230 638	422 657	4	141 780	251 470	460 868	4	145 529	258 070	472 964	1	45 672	80 994	148 439	1	18 527	32 841	60 188	3	107 280	190 131	348 451	3	124 978	221 607	406 309	2	89 670	158 958	291 122
Utah	UtahTotal Ef ect	To al Effe t	18	612 485	1 019 430	1 862 624	23	668 001	1 045 456	1 875 768	27	683 871	1 009 716	1 885 176	7	214 782	329 386	557 234	2	86 547	129 587	220 865	11	499 014	1 053 084	1 717 666	22	590 215	1 032 098	1 826 555	16	819 111	561 061	867 786
Wash ngton	Wash ngton0 rect EF ect	D ect EF ect	9	299 701	458 647	1 000 000	14	329 351	647 178	1 000 000	17	442 648	629 048	1 000 000	4	134 214	187 131	281 392	1	52 041	73 884	109 056	7	262 513	682 569	1 000 000	17	374 063	549 633	1 000 000	11	246 153	302 379	458 314
Wash ngton	Wash ngtonind rect Ef ect	Ind ect E fect	2	109 011	180 554	314 648	2	112 289	183 664	325 084	2	96 222	178 249	325 167	1	28 302	56 963	94 724	0	12 813	24 280	40 292	2	101 947	173 426	314 356	3	124 016	254 828	427 746	1	55 039	107 831	178 251
Wash ngton	Wash ngtoninduced E fect	Induced E fect	3	104 791	187 531	319 664	2	113 173	202 663	344 776	3	138 177	247 464	420 940	1	41 734	74 723	127 136	0	16 721	29 915	50 908	2	94 230	168 616	286 930	3	127 550	228 430	388 633	1	77 754	139 149	236 779
Wash ngton	Wash ngtonTotal Ef ect	To al Effe t	13	513 487	1 027 113	1 633 731	18	554 803	1 033 485	1 670 860	21	677 067	1 054 069	1 746 857	3	204 457	318 815	502 233	2	81 215	128 148	200 257	10	458 693	1 024 531	1 601 169	23	626 129	1 032 128	1 816 178	11	378 948	549 358	873 349

N 52016	IN 52016		IN 52016	N 52016	IN 52016	IN 52016	N 52016	IN 52016	N 52016	IN 52016	N 52016	IN 52016	N 52016	IN 52016	N 52016	IN 52016	N 52016	IN 52016	N 52016	IN 52016	N 52016	IN 52016	N 52016	IN 52016	N 52016	IN 52016	N 52016	IN 52016	N 52016	IN 52016	N 52016	IN 52016
			Motor sGSMM				Camp ngEnesGSMM				Res ayramtsGSMM				G ownle GSMM				GasGSMM				Loca Transpor a IosGSMM				Adm ssionsGSMM				Souvenir GSMM			
Sta a	Lookup Key	Impact Type	Employment	Labor Income	Value Added	Output	Employment	Labor Income	Value Added	Output	Employment	Labor Income	Value Added	Output	Employment	Labor Income	Value Added	Output	Employment	Labor Income	Value Added	Output	Employment	Labor Income	Value Added	Output	Employment	Labor Income	Value Added	Output	Employment	Labor Income	Value Added	Output
Alas a	AlaskaD rect EF ect	D ect EF ect	12	354 681	552 122	1 019 119	12	514 532	684 415	1 019 119	18	498 158	612 210	1 019 119	8	152 276	191 150	286 773	3	59 472	68 380	111 278	5	261 988	715 229	1 019 119	18	391 381	522 683	1 019 119	12	284 885	286 640	467 645
Alas a	Alaska ndire t E fect	Ind ect E fect	3	125 173	212 424	384 943	3	84 163	154 252	262 300	3	78 580	181 609	248 073	1	29 223	58 446	97 848	0	12 298	25 140	40 027	1	84 347	154 197	260 771	2	132 524	248 380	346 803	1	51 834	106 444	172 746
Alas a	Alaska nduced E fect	Induced E fect	2	88 614	158 773	261 036	2	130 128	197 318	334 405	2	108 183	194 114	319 823	1	33 851	60 648	99 771	0	13 760	24 646	40 526	1	85 769	124 917	205 435	2	91 274	163 646	268 890	1	68 116	121 988	200 587
Alas a	AlaskaTo al Effe t	To al Effe t	17	568 477	921 300	1 665 149	16	758 011	1 065 996	1 606 613	22	685 319	988 434	1 627 920	5	215 349	311 297	484 331	2	85 530	118 166	192 727	8	456 105	995 337	1 486 330	22	595 181	934 628	1 688 624	14	404 835	515 980	840 990
Ar zona	Ar zonaD rect EF ect	D ect EF ect	10	359 866	642 765	1 019 119	14	426 400	660 674	1 019 119	18	435 598	610 240	1 019 119	4	135 484	202 317	286 773	1	56 752	78 890	111 580	7	327 848	654 005	1 019 119	15	362 353	595 602	1 019 119	9	281 210	332 582	466 877
Ar zona	Ar zona ndi ect E fect	Ind ect E fect	3	118 291	191 714	355 222	3	120 380	194 130	345 783	2	99 042	181 060	330 502	1	30 154	51 818	98 836	0	11 904	22 022	38 149	3	126 976	207 586	366 158	3	122 405	235 546	404 038	1	49 714	91 944	160 148
Ar zona	Ar zona nduced E fect	Induced E fect	3	139 981	245 417	419 717	4	158 704	280 142	479 104	4	157 211	275 148	471 314	1	47 476	83 235	142 333	1	20 462	35 859	61 329	3	137 913	245 706	413 362	3	141 413	247 936	424 020	2	98 166	172 844	294 913
Ar zona	Ar zonaTo al Effe t	To al Effe t	16	618 144	1 078 893	1 784 060	20	705 577	1 134 945	1 846 007	24	691 852	1 066 888	1 820 936	5	209 112	341 368	527 942	2	89 118	136 771	210 733	12	602 132	1 103 216	1 798 640	21	626 171	1 078 482	1 847 387	13	429 345	506 951	821 932
Cal forn a	Cal forn ad rect E fect	D ect EF ect	10	455 460	649 183	1 019 119	14	458 214	649 631	1 019 119	18	462 065	613 610	1 019 119	4	142 792	204 774	286 773	1	69 923	84 580	111 070	7	342 712	644 991	1 019 119	16	464 636	579 018	1 019 119	11	275 289	311 802	466 845
Cal forn a	Cal forn aind rect EF a t	Ind ect E fect	2	147 715	220 162	404 616	3	148 673	227 302	393 180	2	136 163	216 248	439 263	1	34 688	63 076	102 823	0	12 122	22 188	35 765	2	153 930	241 734	432 702	3	152 698	284 088	470 314	1	67 677	124 222	199 582
Cal forn a	Cal forn anduced E fect	Induced E fect	3	162 951	277 124	473 287	3	179 753	303 812	518 902	3	177 765	300 469	513 071	1	52 773	89 170	152 296	1	24 893	41 994	71 760	2	148 846	252 148	429 226	2	180 000	304 317	519 710	2	102 622	173 302	296 062
Cal forn a	Cal forn aTotal Ef ect	To al Effe t	31	717 526	1 156 488	1 897 062	20	786 649	1 180 270	1 931 203	23	776 469	1 152 168	1 971 383	5	230 251	357 020	541 893	2	106 936	148 786	218 515	10	645 457	1 138 074	1 881 149	22	789 314	1 167 431	2 009 147	14	465 508	613 365	962 540
Colorado	ColoradoD ect Effect	D ect EF ect	10	360 222	613 724	1 019 119	11	413 114	640 941	1 019 119	18	446 101	604 307	1 019 119	4	138 016	187 485	286 773	1	57 040	74 087	111 054	8	345 779	610 321	1 019 119	14	379 317	643 170	1 019 119	11	267 822	302 754	464 849
Colorado	Colorado ndi ect E fect	Ind ect E fect	3	143 581	231 935	421 464	3	145 465	227 581	406 519	2	123 236	222 572	404 880	1	33 072	64 916	111 059	0	14 856	29 138	48 126	3	151 528	264 438	452 209	3	139 207	233 782	400 122	1	63 736	128 916	213 880
Colorado	Colorado nduced E fect	Induced E fect	3	140 791	254 313	455 496	3	155 044	282 307	479 664	2	159 410	290 160	493 034	1	47 464	87 132	148 047	0	20 274	36 875	62 667	3	139 865	254 410	432 412	3	138 036	252 179	430 145	2	93 916	170 843	290 331
Colorado	ColoradoTotal E fect	To al Effe t	36	644 577	1 121 986	1 876 079	21	710 049	1 150 808	1 904 267	24	729 083	1 117 045	1 917 035	6	218 956	349 533	545 879	2	92 170	140 098	221 968	13	637 182	1 131 216	1 904 242	19	637 651	1 127 340	1 849 387	15	427 485	602 510	970 660
Fa ida	F o idaD ect E fect	D ect EF ect	11	267 823	302 756	466 849	13	435 580	669 729	1 019 119	18	444 683	607 661	1 019 119	4	127 143	188 734	286 773	1	55 216	72 776	111 068	7	327 508	663 954	1 019 119	15	473 233	694 568	1 019 119	11	271 648	304 671	464 552
Fa ida	F o ida ndi ect E fect	Ind ect E fect	1	65 746	124 659	213 480	3	126 651	202 513	365 513	2	135 319	207 830	379 730	1	37 771	70 800	114 905	0	15 410	28 817	50 127	3	132 325	209 717	389 103	3	129 152	247 789	431 518	2	65 575	122 416	213 006
Fa ida	F o ida nduced E fect	Induced E fect	2	93 916	170 843	290 331	4	164 260	284 530	496 333	4	168 634	293 801	512 512	1	49 744	86 194	150 350	1	21 497	37 203	64 907	3	139 971	243 231	422 616	4	181 626	314 644	548 810	3	103 496	179 391	312 604
Fa ida	F o idaTotal E fect	To al Effe t	35	427 485	602 510	970 660	20	706 892	1 156 771	1 880 983	25	729 635	1 109 705	1 911 373	6	214 685	345 819	562 032	2	92 143	138 796	226 102	13	599 984	1 117 003	1 831 838	22	792 011	1 166 997	1 909 497	15	444 516	605 679	992 526
Idaho	IdahoD ect E fect	D ect EF ect	13	295 987	526 262	1 019 119	17	366 175	572 010	1 019 119	21	410 484	529 016	1 019 119	4	150 136	196 586	286 773	2	49 962	66 327	111 021	6	266 303	535 251	1 019 119	18	354 050	533 522	1 019 119	13	257 836	282 244	466 720
Idaho	Idaho ndirect E fect	Ind ect E fect	3	150 892	172 679	364 644	3	166 233	164 886	335 790	2	82 973	153 387	313 188	1	25 468	41 936	81 614	0	10 627	21 065	40 077	3	116 367	188 251	370 816	3	95 271	191 891	365 273	1	43 896	87 828	165 565
Idaho	Idaho nduced E fect	Induced E fect	3	92 452	160 845	296 828	3	107 113	186 251	343 511	3	112 354	195 451	360 727	1	39 287	68 331	124 128	0	13 833	24 066	44 440	2	87 850	152 669	281 615	3	101 897	177 291	327 172	2	69 186	120 320	222 108
Idaho	IdahoTotal E fect	To al Effe t	19	459 331	869 786	1 680 623	23	578 523	923 249	1 684 820	26	605 808	887 855	1 653 444	6	215 083	306 933	494 515	2	74 427	111 478	195 508	14	470 345	876 050	1 571 351	23	551 218	902 708	1 711 565	16	370 918	489 581	814 329
Montana	MontanaD ect Effect	D ect EF ect	13	222 538	333 208	1 019 119	14	464 162	649 898	1 019 119	21	420 002	536 548	1 019 119	5	139 388	178 486	286 773	2	61 338	67 916	111 012	6	280 181	527 356	1 019 119	17	459 957	556 654	1 019 119	12	360 938	298 278	466 664
Montana	Montana nd rect EF ect	Ind ect E fect	3	114 255	177 033	393 709	2	92 463	145 767	307 370	2	79 540	148 509	307 312	1	24 937	49 349	98 786	0	10 242	20 425	39 136	3	123 861	200 353	422 818	2	91 581	186 512	362 360	1	40 335	80 060	154 641
Montana	Montana nduced EF ect	Induced E fect	3	98 825	169 138	318 907	3	125 908	216 002	406 423	3	115 472	198 083	372 782	1	27 253	62 907	120 244	0	16 469	28 248	53 148	2	90 139	154 546	290 883	2	119 934	205 764	387 158	2	81 387	139 558	262 589
Montana	MontanaTotal E fect	To al Effe t	19	535 618	879 780	1 731 825	20	682 733	1 011 667	1 732 910	27	624 013	883 135	1 699 317	8	201 578	291 742	505 813	2	88 050	116 589	203 491	11	493 218	882 356	1 732 821	21	661 473	948 931	1 768 644	15	432 661	517 928	883 896
New Mexi o	New MexicoD ect EF ect	D ect EF ect	12	322 084	552 622	1 019 119	16	416 211	609 698	1 019 119	20	429 216	564 325	1 019 119	4	132 911	190 950	286 773	2	52 104	69 406	111 060	7	290 804	661 031	1 019 119	20	358 847	477 398	1 019 119	12	270 913	295 071	464 943
New Mexi o	New Mexico ndire t E fect	Ind ect E fect	2	95 979	161 055	327 626	2	87 526	146 913	292 253	2	66 594	135 625	266 412	1	20 239	41 867	80 552	0	8 678	18 121	34 024	2	80 431	147 276	286 456	2	96 724	212 718	390 935	1	35 630	78 751	140 370
New Mexi o	New Mexico nduced EF ect	Induced E fect	2	83 010	154 100	275 549	3	99 998	185 916	331 944	3	98 741	183 551	327 722	1	30 467	56 638	101 124	0	12 186	22 648	40 431	2	74 773	138 915	248 008	2	89 617	166 656	297 546	2	61 636	114 520	204 479
New Mexi o	New MexicoTo al Effect	To al Effe t	17	501 073	868 055	1 622 344	21	603 735	942 527	1 643 316	24	594 552	883 501	1 607 254	6	183 616	291 455	468 449	2	72 967	111 172	185 515	11	446 007	947 222	1 532 613	21	543 188	861 833	1 707 684	14	368 378	488 269	811 754
Nevada	NevadaD rect EF ect	D ect EF ect	9	456 882	676 528	1 019 119	14	452 909	611 151	1 019 119	16	423 797	615 763	1 019 119	4	139 242	198 833	286 773	1	52 755	72 202	111 055	5	305 757	733 836	1 019 119	15	389 105	583 996	1 019 119	10	260 998	256 273	464 855
Nevada	Nevada ndi ect E fect	Ind ect E fect	2	98 963	162 706	292 361	3	120 571	195 911	348 716	2	80 684	148 213	255 329	1	29 003	55 943	97 072	0	12 508	24 145	41 436	2	84 231	144 838	251 144	3	110 271	221 396	372 461	1	46 831	90 232	155 010
Nevada	Nevada nduced E fect	Induced E fect	3	122 161	225 779	378 302	3	126 113	233 078	390 525	3	111 385	205 683	344 729	1	37 178	68 680	115 122	0	14 565	26 903	45 091	2	85 453	158 215	265 202	2	103 946	192 209	322 188	2	75 600	139 793	234 308
Nevada	NevadaTo al Effe t	To al Effe t	14	678 006	1 065 046	1 689 873	21	699 593	1 040 138	1 754 462	20	615 791	1 009 660	1 619 168	6	205 440	323 438	498 967	2	79 779	124 248	197 577	8	470 981	1 034 875	1 536 466	21	582 312	996 401	1 713 688	13	413 602	556 297	856 169
Oregon	OregonD rect EF ect	D ect EF ect	12	348 760	573 615	1 019 119	18	387 673	567 449	1 019 119	20	461 081	574 688	1 019 119	4	147 144	183 138	286 773	2	52 199	64 065	111 015	8	326 618	593 775	1 019 119	17	363 212	549 440	1 019 119	14	279 233	263 478	466 616
Oregon	Oregoni ndi ect Effect	Ind ect E fect	3	139 568	214 305	403 344	3	138 909	216 033	394 460	2	111 638	197 679	360 110	1	33 652	63 822	108 893	0	14 872	28 511	47 959	3	132 500	209 252	369 934	3	121 945	240 886	414 875	1	67 610	128 496	214 161
Oregon	Oregoninduced E fect	Induced E fect	3	122 707	205 468	358 192	3	132 388	221 673	386 447	3	148 152	241 318	420 779	1	45 430	76 064	132 610	0	18 974	31 747	55 369	3	118 689	198 524	346 301	3	121 100	202 829	353 541	2	88 573	148 207	258 470
Oregon	OregonTo al Effect	To al Effe t	18	611 015	991 403	1 780 655	24	658 970	1 005 141	1 800 032	25	736 680	1 013 926	1 800 069	6	225 822	322 996	528 276	2	92 968	126 348	214 338	13	577 802	999 551	1 736 356	23	606 257	993 254	1 787 536	18	434 835	540 380	941 288
Utah	UtahDirect E fect	D ect EF ect	12	353 680	582 562	1 019 119	17	400 007	589 198	1 019 119	21	433 075	551 327	1 019 119	5	135 109	182 266	286 773	2	54 404	69 216	111 045	6	281 917	683 841	1 019 119	15	354 077	591 711	1 019 119	12	272 519	289 587	464 854
Utah	Utahind rect E fect	Ind ect E fect	3	138 123	221 184	448 379	3	135 266	219 957	422 811	3	115 564	210 675	420 091	1	37 235	70 875	129 830	0	14 918	29 380	52 136	2	112 298	195 611	374 274	3	118 074	234 188	428 282	2	63 231	124 285	222 510
Utah	Utahinduced E fect	Induced E fect	3	132 511	235 027	436 718	4	144 160	256 287	468 700	4	148 311	263 050	482 009	1	46 545	82 145	151 277	0	18 881	33 468	61 339	3	109 340	193 766	355 113	3	127 368	225 936	414 077	2	91 384	161 967	296 892
Utah	UtahTotal E fect	To al Effe t	18	624 318	1 038 955	1 898 216	23	680 773	1 065 442	1 911 632	27	696 950	1 025 011	1 921 220	7	218 889	335 686	567 880	2	88 202	132 065	224 915	11	503 555	1 073 218	1 750 507	22	601 519	1 051 831	1 861 478	16	427 124	575 865	984 264
Wash ngton	Wash ngtonD rect EF ect	D ect EF ect	9	305 435	471 260	1 019 119	14	335 546	459 756	1 019 119	17	451 083	451 065	1 019 119	3	136 783	200 884	286 773	2	53 036	73 298	111 121	7	267 532	691 563	1 019 119	17	381 211	560 133	1 019 119	11	250 861	308 360	467 077
Wash ngton	Wash ngtonind. ect Effect	Ind ect E fect	2	111 091	184 414	338 009	2	114 529	187 176	331 911	2	98 164	181 657	331 741	1	29 047	58 052	96 535	0	12 691	24 855	41 062	2	103 896	174 740	320 406	3	127 304	259 751	435 924	1	56 091	109 893	181 669
Wash ngton	Wash ngtoninduced. E fect	Induced E fect	2	106 731	191 116	325 165	2	131 336	206 512	351 368	2	140 819	252 126	428 988	1	42 532	76 152	129 567	0	17 041	30 487	51 881	2	96 025	171 840	292 416	2	129 889	232 797	396 062	1	79 241	141 805	241 336
Wash ngton	Wash ngtonTotal Ef ect	To al Effe t	13	523 264	1 046 790	1 682 292	18	581 411	1 053 445	1 702 398	21	690 017	1 074 850	1 779 848	5	208 261	335 088	512 875	3	82 768	130 100	204 065	10	467 461	1 044 142	1 631 940	23	638 503	1 052 891	1 851 106	12	386 193	559 863	890 042

N 02667	N 02667	N 02667	N 02667	N 02667	N 02667	N 02667	N 02667	N 02667	N 02667	N 02667	N 02667	N 02667	N 02667	N 02667	N 02667	N 02667	N 02667	N 02667	N 02667	N 02667	N 02667	N 02667	N 02667	N 02667	N 02667	N 02667	N 02667	N 02667	N 02667	N 02667	N 02667	N 02667	N 02667
				Motel $IMM				Camp.ngEnes$IMM						Res aurant$IMM						Gasor es$IMM						Gas$IMM				LezaT amsporta ion$IMM						Adm ions$IMM						Souvenir $IMM			
Ola n	Lookup Key	Imp. of Type	Imp. payment	abor income	ra un Added	Ou put	Employment	abor income	ra un Added	Output	Imp. payment	abor income	u ue Added	Output	Imp. payment	abor income	u ue Added	Output	Imp. payment	abor income	alue Added	Output	Imp. payment	abor income	alue Added	Output	Employment	abor income	alue Added	Output	ator n ame	abor income	ra un Added	Output	Emp.s ment	abor income	ra un Added	Output	Employment	abor income	alue Added	Output
Ala ka	A ankaEl ect Effect	Direct E fect	12 6	264472 7915	562668 1378	1038068 493	12 6	624569 1671	707701 9848	1038068 493	17 0	607682 3389	1 ,027 8645	1038068 493	4 5	151187 2495	394810 0050	292254 0337	4 5	60608 80372	69847 28548	11383 01	5 2	264997 1725	728964 0549	1038068 493	18	398863 1618	532676 3539	1038068 493	11 5	302561 0875	292120 1247	476187 5589
Ala ka	A ankaInd ect EF ect	Ind ect EF ect	2 3	127544 5195	234861 6816	260253 8198	1 4	85867 37068	157201 0986	268243 3550	2 4	80082 42769	181981 3976	294504 6224	0 1	20781 9838	63623 7003	94718 49465	0 2	13532 84904	25646 26071	45709 31770	1 2	85460 10075	158218 6913	243761 2353	2 2	114677 5149	2531 28 6867	404042 0815	0 9	128635 5054	108679 1232	176698 4549
Ala ka	A anka nduced E f e 1	Induced E fect	1 8	90308 72776	181808 3882	260027 1185	2 2	110229 5242	201091 4869	309027 5450	2 2	11865 0727	188231 2481	305095 9009	0 7	14498 28675	61895 27808	103617 0635	0 6	14923 23785	25417 61895	41061 14620	1 4	71102 8685	127304 8689	208362 9351	1 9	93019 49549	166692 9655	273038 9495	1 6	69418 24706	124210 9163	204492 6296
Ala ka	A ankaDist E fect	Total E ect	16 7	376146 0987	940962 1676	1298095 2565	16 7	735546 9912	1092094 5369	1827555 2389	21 5	698422 0537	1 ,037318 7122	1735740 5891	5 3	219966 4705	317249 0122	393591 5916	5 9	87164 88196	110951 1573	296411 5369	8 8	824363 1753	1016267 5137	1511728 6617	21 9	490540 6032	952437 9677	1173336 545	12 8	424864 8362	529828 3664	857068 8898
Ar ayne	A ionalE ect Effect	Direct E fect	19 1	940756 8327	655048 7692	1028604 4919	13 7	415146 3641	673595 4863	1088741 8504	19 7	439326 7635	1 ,024707 7211	1030802 493	2 7	10997 1267	206269 6923	292254 0337	1 5	17836 76833	30398 2327	48234 9160	5 9	243193 5265	664168 3110	1038068 493	15 3	304095 1252	1042727 8070	1038068 493	4 4	246609 1417	108923 7217	355532 8635
Ar ayne	A ionaInd ect Ind ect	Ind ect EF ect	2 5	129532 9936	195379 1622	282011 9044	2 5	121662 0398	197841 6924	352 284 3496	2 1	130936 7389	185621 5898	316821 5139	0 7	30730 2297	54886 4952	130725 9408	0 13	12131 90907	22442 2896	38082 58702	2 5	129459 888	211473 4764	270339 5882	2 9	124576 7969	249047 4631	411761 0596	1 1	59864 16571	93701 9586	161326 3096
Ar ayne	A ionaInduced EF ect	Induced E fect	3 1	163062 7 13	250108 4633	327731 8837	3 6	162649 0298	265897 8163	488264 1892	3 5	160212 2063	260857 3484	480161 4966	1 5	48383 23614	84816 5573	140454 8101	1 5	20853 10088	36348 3730	62496 98608	3 3	166548 1 14	286106 8659	451265 242	2 2	108277 2617	172724 2274	300549 2906
Ar ayne	A ionalTotal E fect	Total EF ect	35 7	629862 4386	1105537 166	1828361 424	19 8	710567 4138	1154645 008	1870242 43	23 6	706079 5083	1082365 961	1853751 532	5 6	211013 217	343884 8063	538035 1513	1 9	90821 80838	139385 9518	214761 0482	12 4	613652 3549	1124309 096	1810028 951	21 3	638143 5262	1099102 161	1862503 876	12 7	437551 6091	608164 6582	939529 0529
Ca ifo nia	Ca i ornia0 ect E fect	Direct E fect	9 9	413610 0849	661595 2156	1038068 493	19 2	460071 2743	662051 142	1038068 493	17 0	470880 6272	621231 5815	1038068 493	2 5	14522 3915	208689 8777	292254 0337	2 5	71257 61557	86216 63608	111918 3993	2 1	249263 9957	617322 3969	1038068 493	15 9	465366 426	1065088 159	1038068 493	10 5	280551 9987	321818 6491	478822 1071
Ca ifo nia	Ca i ornia ndi ect E fect	Ind ect EF ect	2 4	150539 4864	234501 3151	412042 4539	2 5	151515 7777	231653 4616	400507 7673	2 1	138004 14	242802 8809	447600 1075	0 6	35350 98108	64282 3878	104585 3911	0 2	12154 20043	22612 49609	36387 58837	2 4	154842 7801	246355 9468	460874 8845	2 7	155467 2268	2895293 6969	4793836 6255	1 1	68970 68848	126604 9241	203377 4543
Ca ifo nia	Ca i ornia nduced E fect	Induced E fect	3 1	167085 4976	282423 5260	483106 2348	3 8	181976 0883	299641 2303	528823 1132	3 3	181163 7811	263232 3618	523860 2383	1 3	57779 57618	93873 77216	152208 1666	0 5	25368 95101	42706 73608	72111 52450	2 8	151002 2804	225114 1916	427526 09	3 8	181601 4611	316535 61	539645 8624	1 5	198504 7615	176425 8519	301722 3132
Ca ifo nia	Ca i ornaTo ataEF ect	Total EF ect	15 3	731245 0714	1178518 019	2032333 18	20 1	804383 1122	1203345 859	1968126 433	23 4	791247 3301	1174187 038	2009843 839	5 3	236652 9143	363844 0027	552696 4455	1 6	109860 7433	155625 8607	222692 3821	12 3	857788 0776	1319813 124	2171515 371	22	804625 1430	1189253 642	2047564 98	13 6	454117 3507	625951 6221	980692 4754
Colo ado	Co oradoOne 1 E fect	Direct E fect	10 1	167139 298	645851 0103	1038068 493	14 5	421422 9813	653594 9825	1038068 493	18 9	454868 2618	615861 3954	1038068 493	3 9	140655 0965	203260 7369	292254 0337	1 5	58130 61648	75501 43073	111177 7951	7 3	352390 1925	621986 1105	1038068 493	13 8	386569 6404	653613 3569	1038068 493	11 4	273943 1832	308503 9624	475775 2702
Colo ado	Co oradoInd ect EF ect	Ind ect EF ect	2 6	146308 2147	236273 918	429522 3578	2 7	149157 6509	231412 0742	412271 1133	2 2	125607 1084	221828 1052	412620 3969	0 7	33705 83472	66165 32775	110181 9245	0 6	15139 72767	29694 74169	49158 18919	2 6	154665 2949	271531 7187	461364 7269	2 5	121578 0002	218262 142	407771 7692	1 3	67003 48327	131425 0124	217561 4759
Colo ado	Co oradoInduced E fect	Induced E fect	3	141693 2305	262213 1841	401822 759	3 3	158530 9416	267704 8689	488830 6286	3 4	162967 4754	295726 6039	502962 2326	1 4	48781 17576	88737 14827	150878 0745	0 6	20661 90776	37579 82653	63864 8280	3	135535 119	235015 9623	460680 6144	3	141604 7264	258539 4753	439348 9598	2	95711 53833	176035 5788	295881 852
Colo ado	Co oradoTotal E f ect	Total EF ect	16	456900 7233	1143438 131	1911948 314	20 1	726219 6272	1172810 887	1940706 234	28	743023 8464	1138406 074	1953887 751	5 6	225142 9978	356223 5844	556316 0377	1 1	93932 42883	142776 9595	226203 8247	13 3	649364 6091	1152844 734	1940651 188	19 1	649842 3672	1148893 903	1884796 224	16 7	435658 2321	614938 5545	989218 8481
F orida	F or daEl ect E fect	Direct E fect	11 4	272641 1832	308503 9624	475775 2702	13 4	615125 2514	682533 4822	1038068 493	18 2	455382 6267	615608 8569	1038068 493	4 3	129574 2182	192142 2814	292254 0337	1 5	56269 51455	74567 7935	111918 2719	4 9	331970 0599	676684 4913	1038068 493	14 9	460242 4083	634113 1938	1038068 493	13 3	285706 7538	304884 2678	475842 8745
F orida	F or daInd ect E fect	Ind ect EF ect	1 3	67003 49172	131425 0124	217561 4759	2 8	129182 0773	246385 252	375149 3888	2 4	117524 3092	211014 7833	388909 6327	0 9	37882 60601	72155 52146	127288 3893	0 6	15725 51061	29367 5896	51085 83919	2 7	141638 1474	210727 1483	389370 3645	3 1	131621 2886	252526 2661	410767 9611	1 5	68833 16593	124756 1328	217078 2348
F orida	F or daInduced E fect	Induced E fect	2	95711 53833	176035 5788	295881 8522	2 8	167939 5412	269970 0652	505822 1883	3 9	172877 7948	298458 2503	522111 0813	1 1	50717 14954	87842 05209	153213 6295	0 5	21908 32155	37914 2407	66417 68147	3 2	141647 1439	246862 7858	430605 7808	4 3	185099 0539	320639 7894	559343 6648	2 6	195474 4965	182614 7892	318580 1012
F orida	F or daTotal E f ect	Total EF ect	14 7	435658 2321	614938 5545	989218 8481	19 9	720131 8364	1178887 762	1916946 0796	24 5	745684 7314	1130921 891	1947914 226	6 2	218173 4139	352414 8152	572777 9139	2 4	93904 38651	141449 6259	230424 7925	12 8	631455 5462	1138276 435	1856679 642	22 2	790642 7706	1185309 119	2037714 048	15 2	453691 3914	617258 2285	1011032 107
F la	daInd ect E fect	Direct E fect	11 1	391466 0549	248514 7211	1038068 493	17 2	371171 2863	532596 8965	1038068 493	21 1	418322 2147	549322 8703	1038068 493	3 3	152122 7842	200148 7282	292254 0337	1 6	60912 72814	67595 49663	111918 4961	6	273181 0574	545384 2007	1038068 493	17 4	360828 3092	541332 8120	1038068 493	12 2	262706 8978	282368 6754	475641 8629
F la	daInduced E fect	Induced E fect	2 9	113012 2169	175074 9133	271638 575	2 7	107145 2612	168038 9365	338133 2713	2 1	84556 94608	154319 1214	319504 1812	0 6	23867 81757	42788 81388	83174 16351	0 6	10830 56764	21493 91896	40863 12163	2 3	118607 5843	191889 9813	277965 1617	2 3	97092 3033	195539 8783	272156 6249	1 2	44734 77386	88691 62657	148663 265
F la	daInduced E fect	Induced E fect	2 5	94259 11227	163919 8311	302514 3303	2 9	109143 4479	189914 6343	350486 4132	2 1	114565 9908	189188 7624	367637 4073	1 1	40038 10311	69627 39264	138524 7001	0 6	14096 97877	24520 61344	45253 26763	2 4	89334 12675	151362 8372	286795 0513	2 8	103844 8701	180369 8109	334628 393	1 9	70508 78573	122623 7621	226354 3653
F la	daTotal E f ect	Total EF ect	18 1	598877 7725	886409 4667	1712751 397	22	589163 5146	940000 8895	1727234 196	26 6	617281 1693	904830 1559	1725652 38	5 6	231116 8309	332783 9357	559970 3663	2 5	75850 32463	113609 8295	190245 6857	18 1	479114 2171	892860 0065	1703306 172	23 1	561757 2816	919963 6402	1744088 507	16 1	378039 4527	498951 8294	876663 189
Georgia	Geo ia0Ind ect E fect	Direct E fect	11 2	139254 5168	545903 0613	1038068 493	14 2	473145 1166	652322 2774	1038068 493	21 3	412284 7152	548896 57	1038068 493	4 6	142051 0525	181893 9204	292254 0337	1 6	62510 46854	65017 29606	111918 1487	3 3	275027 6457	537838 8275	1038068 493	16 7	469168 6749	567267 188	1038068 493	11 7	316884 462	303863 8188	475186 3442
Georgia	Geo ia0Ind ect EF ect	Ind ect EF ect	2 1	114438 9882	189918 0635	401236 8909	2 4	94230 58832	198553 6777	313255 5779	2 1	81061 00337	151393 8693	311391 6351	0 7	25411 61031	50387 15258	100684 3966	0 5	10477 97518	20861 75325	40898 05617	3	126260 0303	206581 4114	410092 3631	2 7	93332 11645	190398 8919	369291 8833	1 1	61165 88867	81622 8884	157397 8466
Georgia	Geo ianaInduced E fect	Induced E fect	2 7	150714 5342	152780 1842	291091 6693	2 4	128515 4565	239532 222	414191 3169	2 1	115680 1053	201870 4392	378812 3911	1	37961 14859	65128 81846	125542 9668	0 4	14760 84859	28783 98480	54560 59853	2 4	91862 49008	157653 147	284445 7356	2 2	121539 2082	209648 4513	394561 483	2 2	82945 9547	143224 4861	267609 3485
Georgia	Geo ianaTotal E f ect	Total EF ect	16	545858 3281	896603 2825	1704936 9464	20	695784 0753	1010008 177	1796052 425	26 6	639585 8383	900900 3785	1731827 291	6 3	205651 814	292349 8832	515864 6952	1 5	80723 85087	118818 6561	207285 2767	18 6	492449 2267	896574 9545	1760551 48	22 7	663928 5085	867084 4652	1860563 867	15	640831 2053	527833 2272	960795 4725
New Mex ico	New Mex ico0 ect Effect	Direct E fect	12 6	239241 6651	162187 84	1038068 493	13 8	329128 1952	621501 5232	1038068 493	20 1	417362 3272	575114 774	1038068 493	4 1	154151 682	196821 2467	292254 0337	1 5	53099 88124	70723 1053	111918 9631	7 1	266363 7165	573670 0114	1038068 493	15 7	463738 1206	886125 9610	1038068 493	11 8	276892 232	300714 3511	473875 9218
New Mex ico	New Mex ico0 ect EF ect	Ind ect EF ect	2 3	92913 18322	164131 7936	260899 8439	2 7	89108 85142	149762 2143	297638 5109	2 2	67967 01953	130918 5283	261390 4516	0 5	20623 64964	44641 41407	82983 17623	0 5	8943 57246	19889 29757	39674 89856	1 9	83369 74205	154065 8169	263933 9227	2 4	96244 50313	221821 7270	368690 7256	1 4	59251 20677	80716 5179	134054 2969
New Mex ico	New Mex icoInduced Effe 1	Induced E fect	2 2	84597 45366	157281 0712	280816 8439	2 6	101929 9498	189470 1402	338290 1006	2 6	106629 2626	187059 6982	333889 2390	0 3	15049 88128	57720 44862	103057 6079	0 3	12418 56391	23076 7632	41201 51739	2	76202 41550	141571 1092	252780 7543	2 4	61801 73458	148841 9539	265738 2376	1 6	42812 72245	116710 0639	208388 721
New Mex ico	New Mex icoTotal E f ect	Total EF ect	17 2	518825 2476	884604 2456	1581931 329	20 5	631267 4957	965685 8767	1675710 126	24 4	603960 2888	960093 8375	1667884 183	5 4	185126 8009	298266 1853	517483 3842	1 5	72960 06589	116207 2006	180926 3686	10 9	458143 8007	865310 0102	1503103 232	14 3	671481 8644	1178200 5950	1718552 451	14 8	375651 2408	457818 0318	817314 6881
Nevada	NevadaEl ect Effect	Direct E fect	9 1	463417 8183	589491 1789	1038068 493	15 7	461417 2607	623241 7961	1038068 493	16 1	431898 5234	664832 5238	1038068 493	3 8	141652 4833	202654 1573	292254 0337	1 4	53712 46889	74601 52263	111174 6542	5 3	306548 2701	747866 8973	1038068 493	15 7	375642 4725	596181 0969	1038068 493	9 9	296542 0879	332511 8552	475780 5410
Nevada	Nevada nd ect E fect	Ind ect EF ect	2 1	108691 8969	163819 6387	287610 7011	2 6	112876 2188	198617 3731	351936 9397	1 7	82236 70381	151696 3389	260299 8931	0 7	29563 87686	57651 07776	98928 11649	0 5	12747 85153	29826 61762	42217 58145	1 7	85891 69849	147576 7590	251645 4825	2 7	113489 8664	225628 1137	376581 8694	1 6	47733 27413	93957 50359	157971 8294
Nevada	Nevada nduced E fect	Induced E fect	2 8	124496 4838	230391 5149	385626 5775	2 9	128624 19	237534 0403	398392 9858	2 6	113410 2649	209615 3529	351311 0851	0 9	37881 02362	69995 71111	117112 4545	0 3	14843 73528	27417 08137	45951 05573	3	87260 55311	161255 8106	270272 9311	2 4	103503 1037	195883 9229	328256 5287	1 7	77139 1928	142432 3039	238745 5587
Nevada	NevadaTotal E f ect	Total EF ect	16	691000 186	1085469 203	1722182 81	21	712917 7056	1060503 881	1788906 417	20 3	627568 8516	1028864 165	1656431 466	5	205036 3418	339622 3965	538996 0267	2	81304 35882	136024 3819	201316 2128	9	470680 5219	1056869 016	1526850 016	20 8	594056 8427	1031501 487	1766052 32	12 7	431852 7338	568312 6578	872138 3017
Oregon	OregonEl ect Effe 1	Direct E fect	12 1	355407 2412	585560 5290	1038068 493	17 5	395085 1486	578298 0968	1038068 493	19 7	469007 2548	584452 867	1038068 493	4 3	150151 0541	186609 1848	292254 0337	1 7	60252 56237	67556 6173	111918 1191	7 3	332862 3535	403869 1846	1038068 493	17	270156 5626	1599441 9168	1038068 493	14 3	288671 3991	268511 6123	475178 2053
Oregon	Oregon nd ect E fect	Ind ect EF ect	2 9	142146 8851	218401 9060	401015 7699	2 9	141564 568	229148 8307	402107 4876	2 2	111568 2852	203847 4138	366991 0575	0 7	33689 2139	65041 60429	110074 3899	0 5	15154 35135	29051 99026	48875 58877	2 3	135033 1349	213251 5959	377007 1989	2 8	124276 2577	245391 5193	413807 5797	1 4	68311 37183	130952 6072	220284 2443
Oregon	Oregon nduced E fect	Induced E fect	2 8	155053 1738	269386 1674	465480 3979	3 1	134918 8776	231861 0174	393835 7934	2 3	146908 5281	245872 7918	428824 2515	1 3	46298 91003	77518 32344	135145 2937	0 6	16336 72842	32353 34853	56427 38203	2 8	120957 9363	202320 152	352921 9607	2 8	123435 2945	206707 2503	360600 207	2 1	90264 67277	151041 1954	263411 9088
Oregon	OregonTotal E f ect	Total EF ect	17 8	622607 4003	1010358 604	1814700 659	23 5	671548 9145	1019358 993	1814667 547	25 3	730383 0397	1031572 383	1834933 759	6 3	230138 2763	329271 1533	538276 2172	2 4	96745 65431	128706 1463	218816 1890	13 2	588852 3954	1018842 247	1768164 69	22 6	617888 1018	1012244 75	1812712 278	17 8	443148 6487	550508 1646	933696 239
Utah	Utah0 ect EF ect	Direct E fect	11 8	360442 4958	592700 6054	1038068 493	16 6	408674 2498	650862 9552	1038068 493	20 5	441354 9787	565954 2824	1038068 493	4 5	137061 9539	185751 9975	292254 0337	1 5	55491 82358	70538 9053	111918 2682	6 2	291381 6959	696936 0772	1038068 493	15 6	362885 2936	603034 1539	1038068 493	12 4	277729 0727	265119 8663	475776 5246
Utah	Utah nduce 1 E fect	Ind ect EF ect	3 1	180764 144	225566 2697	456951 7024	3	137831 897	225662 0574	410895 3539	2 6	117775 5449	214703 6863	418513 1575	0 5	17946 45373	72229 79937	132321 3281	0 3	15203 06152	29841 92869	53540 06151	2 8	111463 7885	199350 7847	381468 8579	3	110331 6778	238641 9647	436470 4218	1 5	64669 83964	126460 9136	229271 0565
Utah	Utah nduced E fect	Induced E fect	3 3	192606 6262	228520 8907	438573 4586	3 6	147243 6923	241187 149	478680 347	2 7	151167 0733	264802 4652	491214 612	0 6	47435 14646	84510 7237	154589 4141	0 5	10242 02582	34308 8341	62511 52714	2 7	114583 8373	187470 9106	361930 7727	3 1	119889 7162	2 84955 6	521928 3542	2 3	83131 66677	165861 4928	302568 3027
Utah	Utah0 ta ol Effect	Total EF ect	18 1	636254 3696	1056789 731	1934529 411	23 2	692788 838	1058512 182	1948181 07	26 8	710275 6461	1048649 441	1927952 261	6 5	218073 5499	342101 7785	578795 7353	2 5	89888 10294	134589 6403	229214 8181	13 2	532878 3418	1092727 772	1978975 622	21 5	613059 6815	1073941 635	1897068 227	16 1	416290 5671	588239 8927	1005110 551
Wash ngton	WashingtonD ect EF ect	Direct E fect	9 2	311274 9192	684904 5047	1038068 493	13 8	341961 5675	672369 6986	1038068 493	16 7	459653 1127	613321 6502	1038068 493	3 7	139397 3405	204724 5248	292254 0337	1 5	54850 01435	76738 3547	111924 2764	6 5	272647 1808	708842 106	1038068 493	16 4	384499 3575	573245 1216	1038068 493	10 8	255657 6886	314852 1876	476006 979
Wash ngton	WashingtonInduce 1 E fect	Ind ect EF ect	1 9	112219 3142	187938 6272	284671 8745	2	116718 3728	190754 2554	338234 6619	1 5	100040 4613	185130 2137	338361 6353	0 3	29602 30527	59162 07366	98380 77187	0 2	12933 74173	25279 61037	41847 42110	1 7	101882 6325	181138 9414	329719 3187	2 1	77343 75262	111891 7029	191512 2892
Wash ngton	WashingtonInduced E fect	Induced E fect	2 2	168774 087	264720 5385	431881 3016	2 3	157140 94575	210461 93	358085 9022	2 8	145511 2528	254956 9829	437190 1747	0 8	43345 11985	77607 64369	130564 0007	0 6	17366 00571	31900 85237	53873 27766	3 9	97867 73125	171515 335	298006 7868	2 6	112674 0035	197248 4234	353634 3488	1 6	80755 61364	144520 7742	245919 7269
Wash ngton	WashingtonTot 1 Effect	Total EF ect	13 1	532268 1604	1068853 642	1714456 611	18 1	576210 8878	1075589 884	1724967 258	21 3	765204 8274	1095409 924	1813878 381	5 1	212184 7655	341894 1965	523680 8262	1 8	84560 26279	133896 7796	207907 5876	10 1	476388 5329	1064165 148	1681452 249	21 3	610710 6465	1071911 181	1864848 149	12 4	393257 3969	570546 6863	907959 3912

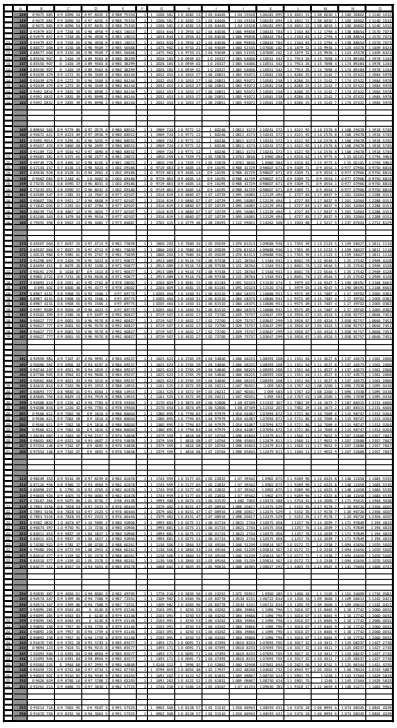

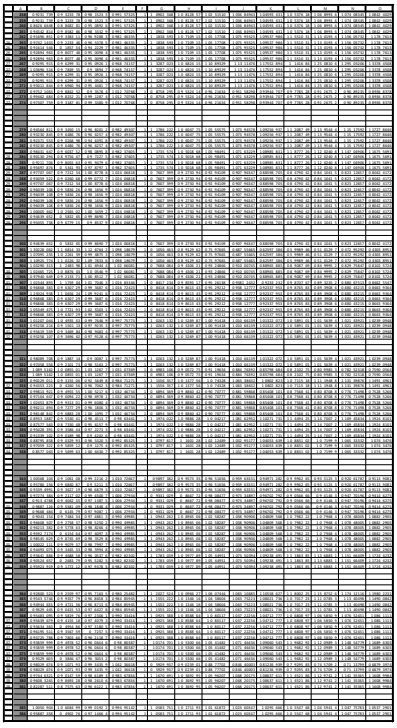

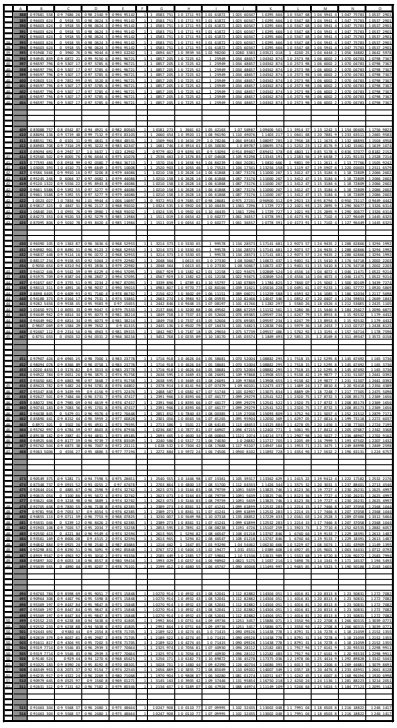

1	1.52438	155	13.9	5100	30	3.76	4810	8	1.4255	25.6326	1	1.6026	155	11.7	7232	31
2	1.52238	155	13.9	4300	30	3.76	4810	8	1.4255	25.6326	1	1.6026	155	11.7	7232	31
3	1.52238	155	13.9	4300	30	3.76	4810	8	1.4255	25.6326	1	1.6026	155	11.7	7232	31
4	1.52015	155	13.9	4300	30	3.76	4810	8	1.4255	25.6326	1	1.6026	155	11.7	7232	31
5	0.8886	155	13.9	4300	30	3.76	4810	8	1.4255	25.6326	1	1.6026	155	11.7	7232	31
6	1.48026	155	13.9	4300	30	3.76	4810	8	1.4255	25.6326	1	1.6026	155	11.7	7232	31
7	1.48026	155	13.9	4300	30	3.76	4810	8	1.4255	25.6326	1	1.6026	155	11.7	7232	31
8	1.48017	155	13.9	4300	30	3.76	4810	8	1.4255	25.6326	1	1.6026	155	11.7	7232	31
9	1.5384	155	13.9	4300	30	3.76	5100	8	1.5001	25.6326	1	2.0014	155	11.7	7232	31
10	1.5384	155	13.9	4300	30	3.76	5100	8	1.5001	25.6326	1	2.0014	155	11.7	7232	31
11	1.5384	155	13.9	4300	30	3.76	5100	8	1.5001	25.6326	1	2.0014	155	11.7	7232	31
12	1.5384	155	13.9	4300	30	3.76	5100	8	1.5001	25.6326	1	2.0014	155	11.7	7232	31
13	1.5384	155	13.9	4300	30	3.76	5100	8	1.5001	25.6326	1	2.0014	155	11.7	7232	31
14																

1	2.5	1.0	1.0	1.0	1.0	1.0	1.0	1.0	1.0	1.0	1.0	1.0	1.0	1.0	1.0	1.0
2	2.5	1.0	1.0	1.0	1.0	1.0	1.0	1.0	1.0	1.0	1.0	1.0	1.0	1.0	1.0	1.0
3	2.5	1.0	1.0	1.0	1.0	1.0	1.0	1.0	1.0	1.0	1.0	1.0	1.0	1.0	1.0	1.0
4	2.5	1.0	1.0	1.0	1.0	1.0	1.0	1.0	1.0	1.0	1.0	1.0	1.0	1.0	1.0	1.0
5	2.5	1.0	1.0	1.0	1.0	1.0	1.0	1.0	1.0	1.0	1.0	1.0	1.0	1.0	1.0	1.0
6	2.5	1.0	1.0	1.0	1.0	1.0	1.0	1.0	1.0	1.0	1.0	1.0	1.0	1.0	1.0	1.0
7	2.5	1.0	1.0	1.0	1.0	1.0	1.0	1.0	1.0	1.0	1.0	1.0	1.0	1.0	1.0	1.0
8	2.5	1.0	1.0	1.0	1.0	1.0	1.0	1.0	1.0	1.0	1.0	1.0	1.0	1.0	1.0	1.0
9	2.5	1.0	1.0	1.0	1.0	1.0	1.0	1.0	1.0	1.0	1.0	1.0	1.0	1.0	1.0	1.0
10	2.5	1.0	1.0	1.0	1.0	1.0	1.0	1.0	1.0	1.0	1.0	1.0	1.0	1.0	1.0	1.0
11	2.5	1.0	1.0	1.0	1.0	1.0	1.0	1.0	1.0	1.0	1.0	1.0	1.0	1.0	1.0	1.0
12	2.5	1.0	1.0	1.0	1.0	1.0	1.0	1.0	1.0	1.0	1.0	1.0	1.0	1.0	1.0	1.0
13	2.5	1.0	1.0	1.0	1.0	1.0	1.0	1.0	1.0	1.0	1.0	1.0	1.0	1.0	1.0	1.0
14																

| | | |

| | | |

A	B	C	D	E	F	G	H	I	J	K	L	M	N	O	P	Q	R	S	T	U	V	W	X	Y	Z	AA	AB	AC	AD	AE	AF	AG	AH	AI	AJ	AK	AL	AM	AN	AO
Ni Ni Ni s Ti Ni Ness s	New Mexico	New Mexico	ndv ctrl f	P ndv ov s f an ness ndv ctrl f Ni s	0	1	1 0 7	1 3 7	1 0 0 0	0	17	29	17	0	0	0	0	0	0	0	0	0	0	0	0	0	0	0	0	0	0	0	0	0	0	0	0	0	0	0
Ni Ni Ni s Ti Ni Ness s	New Mexico	New Mexico	ndv ctrl	P ndv ov s f an ness ndv ctrl f Ni s	0	9	9 6	1 7 3	1 0 7 1	0	19	56	93	0	0	0	7	1	6	1 7 6	0	1	3 1	0	7 9	1 7	0	0	1 1 2	1 0 0	1 3	0	1 7 5	9 5 1	1 7	0	9 6 6	6 8 0	1 2	0
Ni Ni Ni s Ti Ni Ness s	New Mexico	New Mexico	ndv ctrl f	P ndv ov s f an ness P ndv ctrl f Ni s	0	9 9 6	9 6 5	1 8 1	1 0 7	0	1 1 7	1 0 3	3 0	0	0	0	4 2	4 8	1 0 6	0	1 7 5	1 1	0	1 7 5	1 0 8	0	0	6 6 7	1 4 3	2 3	0	1 5 7	1 9 1	3 2	0	2 1 8 7	2 8 9 9	4 8	0
Ni Ni Ni s Ti Ni Ness s	New Mexico	New Mexico	ndv ctrl f	P ndv ov s f an ness P ndv ctrl f Ni s	0	1 1 1	1 1 1	1 1 1	1 0 1	0	1 1 1	1 1 1	1 1 1	0	0	0	1 1 1	1 1 1	1 1 1	0	1 1 1	1 1 1	0	1 1 1	1 1 1	0	0	1 1 1	1 1 1	1 1 1	0	1 1 1	1 1 1	1 1 1	0	1 1 1	1 1 1	1 1 1	0
Ni Ni Ni s Ni s Ness P ni s Ni Ni	New Mexico	New Mexico	ndv ctrl f	P ndv ov s f an ness Ness P s Ni s P ni s Ni Ni	0	1 0 1	1 1 1	1 1 1	1 0 1	0	1 1 1	1 1 1	1 1 1	0	0	0	1 1 1	1 1 1	1 1 1	0	1 1 1	1 1 1	0	1 1 1	1 1 1	0	0	1 1 1	1 1 1	1 1 1	0	1 1 1	1 1 1	1 1 1	0	1 1 1	1 1 1	1 1 1	0
Ni Ni Ni s Ni s Ness P ni s Ni Ni	New Mexico	New Mexico	ndv ctrl f	P ndv ov s f an ness Ness P s Ni s P ni s Ni Ni	0	1 1 1	1 1 1	1 1 1	1 0 1	0	1 1 1	1 1 1	1 1 1	0	0	0	1 1 1	1 1 1	1 1 1	0	1 1 1	1 1 1	0	1 1 1	1 1 1	0	0	1 1 1	1 1 1	1 1 1	0	1 1 1	1 1 1	1 1 1	0	1 1 1	1 1 1	1 1 1	0
Ni Ni Ni s Ness Ness P s

A	AW	AX	AY	AZ	BA	BB	BC	BD	BE	BF	BG	BH	BI	BJ
0	$2.345	$4.114	$8.49	0.94	357	$1.688	$176	$.77	$658	$714	$.8
1	$2.051	$4.944	$8.52	1.75	101	$2.548	$111	$.61	$572	$575	1.14
1	$16.762	$7.997	$2.712	0.8	1265	$11.615	$1.626	$2.38	$14.5	$9.291	.4
0	$14.209	$4.944	$2.712	0.8	1265	$11.615	$1.626	$2.38	$14.5	$9.291	.4
0	$14.209	$4.944	$2.185	3.5	18	$.55	$12.236	$1.148	$1.42	$18.5	$4.614	5.78
0	$16.999	$4.744	$3.111	0.6	52	$.621	$15.628	$1.445	$1.15	$14.7	$3.737	.7
0	$16.999	$4.744	$3.111	0.6	52	$.621	$15.628	$1.445	$1.15	$14.7	$3.737	.7
17	$9.149.644	$5.42.516	$.12.208	11.4	75	$368.614	$2.843.258	$43.506	$.57.34	$3614.6	$867.539	$9.5.34
1	$861.876	$1.16.609	$.26.266	1.6	89	$88.414	$613.579	$68.119	$4.96	$2614.9	$367.584	$1.2.23
4	$864.161	$1.16.614	$.75.762	1.4	15	$169.124	$773.178	$83.514	$.79.18	$2763.8	$279.625	$2.1.78
2.5	$1.217.741	$8.78.811	$.5.14.837	8.6	7.16	$407.168	$3.798.995	$94.138	$.66.72	$1.164.7.5	$1.464.738	$12.0.46
0	$1.217.741	$8.78.811	$.5.14.837	8.6	7.16	$407.168	$3.798.995	$94.138	$.66.72	$1.164.7.5	$1.464.738	$12.0.46
6	$168.674	$1.13.857	$.50.731	89.6	.79	$79.926	$529.844	$58.758	$.40.48	$874.5	$514.142	$1.1.58
8	$489.911	$1.37.251	$.91.664	37.6	.79	$84.158	$643.895	$48.585	$.48.58	$759.2	$239.191	$2.0.92
1.5	$3.911.924	$1.12.693	$.1.18.612	4.9	.75	$124.924	$3.248.116	$.215.155	$.19.67	$4714.8	$1.372.695	$8.5.36
0	$6.529	$9.995	$14.658	.6	.97	$.470	$3.642	$.370	$.17	$11.5	$1.441	$.77
0	$1.898	$3.149	$5.182	.2	.75	$.165	$1.236	$.148	$.29	$248	$662	$.58
0	$1.898	$3.149	$5.182	.2	.75	$.165	$1.236	$.148	$.29	$248	$662	$.58
0	$9.464	$5.163	$4.171	0.6	.07	$.869	$5.628	$.643	$.68	$14.5	$2.456	$.1.06
5	$1.951.715	$1.42.413	$.60.662	39.9	.14	$138.928	$754.615	$.57.664	$4.29	$614.0	$261.955	$1.6.38
5	$234.868	$.19.072	$.94.216	12.9	.04	$84.988	$143.998	$46.576	$.21.55	$164.2	$98.223	$.2.43
5	$1.717.847	$1.23.341	$.66.446	26.9	.10	$53.940	$610.617	$.11.088	$.4.94	$450.4	$163.732	$1.3.95
5	$1.948.505	$2.43.029	$.60.810	13.7	.62	$157.623	$1.146.629	$38.576	$.60.56	$914.7	$.603.911	$2.2.26
6	$1.264.147	$1.44.819	$.2.149.97	1.0	.41	$169.661	$694.595	$11.731	$.21.63	$2519.8	$292.753	$1.5.16
6	$265.218	$.73.571	$.23.998	12.9	.97	$19.851	$174.524	$43.582	.45.69	$679.7	$169.955	$.8.63
8	$323.994	$.98.924	$.10.781	19.8	.17	$40.693	$159.624	$13.865	.49.81	$718.6	$92.529	$.2.21
8	$323.994	$.98.924	$.10.781	19.8	.17	$40.693	$159.624	$13.865	.49.81	$718.6	$92.529	$.2.21
12.5	$19.317.241	$9.99.460	$.6.12.218	8.8.6	.56	$4.074.8	$13.278.538	$142.599	$.68.17	$1.562.7.5	$7.651.409	$14.9.36
1.7	$7.14.112	$2.76.103	$.2.21.942	8.2.4	.27	$1.674.3	$5.632.148	$1.169.542	$.67.67	$4767.2	$2.796.583	$13.2.46
1.7	$7.14.112	$2.76.103	$.2.21.942	8.2.4	.27	$1.674.3	$5.632.148	$1.169.542	$.67.67	$4767.2	$2.796.583	$13.2.46
14.4	$48.414.774	$6.77.124	$.9.79.166	3.7.7	.62	$7.511.884	$54.968.798	$7.514.695	$.32.11	$2.912.4	$12.863.135	$77.9.18
1.2	$2.558.561	$1.96.637	$.4.89.998	3.0.6	.75	$162.852	$2.242.945	$52.675	$.65.42	$113.3	$78.655	$2.5.54
0	$649.652	$1.19.917	$.72.670	1.2.6	.56	$194.652	$799.621	$68.551	.67.83	$14.6	$11.754	$1.2.16
2	$894.768	$1.41.524	$.17.786	3.0.1	.21	$369.695	$914.536	$27.594	$.60.51	$991.1	$27.660	$1.6.75
1	$2.114.953	$1.84.664	$.5.8.622	4.0.2	.45	$168.243	$1.659.736	$43.707	$.21.75	$4614.6	$169.679	$3.6.53
1	$2.114.953	$1.84.664	$.5.8.622	4.0.2	.45	$168.243	$1.659.736	$43.707	$.21.75	$4614.6	$169.679	$3.6.53
6	$716.582	$1.99.938	$.79.911	30.0	.87	$89.766	$496.027	$53.631	.52.56	$1617.2	$217.922	$1.5.49
8	$759.853	$1.39.651	$.42.245	38.7	.46	$68.568	$579.583	$45.536	.60.58	$1619.8	$294.226	$1.6.38
1.5	$3.472.486	$5.15.665	$.9.9.927	4.2.4	.38	$314.917	$2.679.142	$41.151	$.54.50	$7511.6	$962.027	$4.7.71
1	$1.427.119	$2.53.914	$.8.72.713	2.6.1	.27	$164.567	$1.539.661	$54.119	$.33.50	$2819.8	$669.641	$4.9.56
1	$1.427.119	$2.53.914	$.8.72.713	2.6.1	.27	$164.567	$1.539.661	$54.119	$.33.50	$2819.8	$669.641	$4.9.56
1	$1.592.551	$2.67.258	$.4.60.997	2.8.5	.47	$183.821	$1.530.538	$14.739	$.28.11	$3869.9	$511.643	$5.1.34
2.4	$8.414.547	$2.41.865	$.2.97.585	9.3.5	.75	$652.215	$6.547.335	$57.686	$.64.75	$9917.4	$2.967.917	$14.8.49
0	$2.110.942	$3.53.516	$.16.583	2.6.1	.52	$182.165	$1.653.136	$41.736	$.21.57	$4214.6	$559.658	$5.6.43
0	$2.110.942	$3.53.516	$.16.583	2.6.1	.52	$182.165	$1.653.136	$41.736	$.21.57	$4214.6	$559.658	$5.6.43
0	$779.656	$1.71.216	$.12.876	1.0.5	.54	$84.836	$663.636	$14.732	.67.37	$1675.6	$227.966	$2.5.36
1.5	$3.414.158	$5.52.089	$.9.56.841	4.5.5	.87	$317.949	$2.645.139	$83.615	$.65.98	$7371.6	$1.612.213	$7.9.56
1	$1.164.964	$2.14.665	$.8.42.512	3.0.6	.75	$124.968	$1.124.128	$24.723	$.19.66	$11.1	$1.153.721	$.7.75
1	$15.864	$.74.504	$.10.512	0.6.6	.75	$8.864	$12.589	$8.723	$.19.66	$11.1	$13.721	$.7.75
1	$87.546	$4.624	$.14.546	1.4.57	.75	$4.964	$18.667	$12.147	$4.81	$29.2	$13.766	$.1.29
6	$123.664	$.13.874	$.18.688	22.4	.27	$34.614	$194.776	$38.148	.14.78	$147.2	$62.634	$.7.78
6.6	$12.559.642	$2.72.524	$.9.11.893	3.7.6.7	.29	$1.862.1.8	$9.791.664	$67.682	$.72.97	$3.585.7.8	$1.951.678	$13.9.1.94
1.5	$1.164.964	$2.14.665	$.8.42.512	3.0.6	.75	$124.968	$1.124.128	$24.723	$.19.66	$11.1	$1.153.721	$.7.75
1.5	$1.164.964	$2.14.665	$.8.42.512	3.0.6	.75	$124.968	$1.124.128	$24.723	$.19.66	$11.1	$1.153.721	$.7.75
8.8	$14.814.595	$9.84.836	$.1.99.707	3.6.5	.49	$3.1114.1	$18.699.189	$1.717.648	$.66.41	$4.855.5	$1.747.876	$14.3.34
8	$1.917.614	$2.71.512	$.78.646	1.6.7	.92	$153.760	$1.212.316	$43.136	.78.76	$1817.4	$462.576	$2.6.78
8	$192.521	$.18.764	$.41.895	19.9	.31	$12.754	$994.648	$27.519	.29.18	$577.8	$236.633	$1.5.49
8	$192.521	$.18.764	$.41.895	19.9	.31	$12.754	$994.648	$27.519	.29.18	$577.8	$236.633	$1.5.49
8	$2.522.976	$4.22.653	$.40.125	32.7	.88	$2.042.238	$2.12.542	$45.589	.56.87	$3684.1	$1.307.581	$9.5.38
						$6.73.9.56	$65.788.587	$20.951.615	$5.011.115	$.4.92.43	$17.017.6	$58.990.128	$444.1.44

Total shares = $888.21.277
Total dividends = $630.1874.4
Total fees = $255.7543.5

| | | |

| | | |

| | | |

#0	#1	#2	#3	#4	#5	#6	#7	#8	#9	#10	#11	#12	#13
2	35 747	10 062	1 9 57	18 9 8	1140	14 585	414	35 3	11 569	11 845	2	46
1	15 966	11 102	6 9 56	17 5 1	1149	51 770	515	36 5	3 867	11 605	2	46
1	136 657	17 573	11 1 43	164 4 1	7795	114 297	12 467	2 9 5	35 682	19 661	5 1	75
2	1 175 000	1 12 545	12 1 35	1 116 4 2	1 12 545	1 175 000	1 12 545	12 1 35	1 116 4 2	1 175 000	1 12 545	12 1 35
2	175 000	1 12 545	12 1 35	1116 4 2	11 973	164 759	15 962	7 5 6	112 756	164 600	1 8 24	46
2	164 555	1 17 243	12 2 45	1164 4 1	12 230	161 498	17 522	8 9 3	112 813	19 641	5 1	34
2	1 175 000	1 12 545	12 1 35	1116 4 2	11 973	164 759	15 962	7 5 6	112 756	164 600	1 8 24	46
2 0	10 102 569	19 70 664	114 4 61	17 153 4 1	1111 854	14 169 626	1 19 609	15 13 5	11 239 711	11 167 530	19 1 34	46
6	11 379 681	17 65 369	15 1 45	12 514 1 1	1132 526	11 850 147	1 15 869	11 7 4 6	1148 662	1651 998	12 1 45	46
1	11 485 850	12 12 123	14 9 1 66	15 993 9 6	1173 155	11 513 617	1 14 854	11 7 7 6	1165 717	1461 627	14 6 1	46
1 1	10 941 723	14 16 854	114 2 2 21	11 1124 1 2	1857 612	10 481 610	1 19 170	11 6 1 6	11 609 960	11 760 560	11 4 9	46
1 1	11 379 681	17 65 369	15 1 45	12 514 1 1	1132 526	11 850 147	1 15 869	11 7 4 6	1148 662	1651 998	12 1 45	46
9	1616 480	11 71 191	12 7 1 17	1973 7 1	1 180 422	1551 952	10 217	1 1 4 0	192 148	1553 661	11 7 1	46
9	1693 751	11 71 461	12 2 0 45	1820 6 6	191 379	1691 880	10 412	1 1 4 0	179 791	1252 754	12 8 9	46
1 0	19 139 569	17 87 843	113 2 0 38	14 611 5 6	1652 579	11 412 808	1 19 116	12 1 4 5	1199 774	11 403 536	19 8 19	46
0	10	10	0	0	0	10	10	0	10	10	10	46
0	10	10	0	0	0	10	10	0	10	10	10	46
0	10	10	0	0	0	10	10	0	10	10	10	46
0	10	10	0	0	0	10	10	0	10	10	10	46
4	11 799 686	12 98 015	114 1 84	11 521 6 6	1210 155	11 224 682	1 14 564	1 1 4 5	1181 311	1403 936	12 7 11	46
9	1177 685	1 79 766	11 1 1 34	1696 5 9	178 147	1805 976	16 151	1 1 5 1	134 969	1147 242	1 8 1	46
1	11 379 681	17 65 369	15 1 45	12 514 1 1	1132 526	11 850 147	1 15 869	11 7 4 6	1148 662	1651 998	12 1 45	46
1	12 095 612	16 15 727	114 4 1 16	12 515 2 6	1997 754	12 457 817	1 96 716	11 4 5 8	1132 656	1677 512	13 11 46	46
1	11 366 356	12 19 956	13 2 1 84	11 166 2 6	1132 558	1769 125	1 49 115	11 7 6 7	1116 378	1557 552	11 4 46	46
2	1556 716	1 11 614	19 8 31	1169 6 1	131 455	1265 211	14 475	1 1 1 2	177 966	1123 586	1 6 1	46
9	1172 125	1 88 119	11 1 1 45	1688 6 1	148 974	1270 326	19 855	1 1 4 4	182 152	1166 688	1 2 1	46
1	11 379 681	17 65 369	15 1 45	12 514 1 1	1132 526	11 850 147	1 15 869	11 7 4 6	1148 662	1651 998	12 1 45	46
91	112 110 147	11 72 214	115 1 5 81	124 599 1 1	12 975 416	111 599 126	2 52 112	11 1 1 1	11 410 961	11 189 496	114 9 19	46
1 1	12 861 645	18 18 262	115 0 1 70	11 622 4 9	11 006 566	11 655 733	1 79 160	12 4 1 9	1121 589	11 890 694	18 7 19	46
1 1	12 095 612	16 15 727	114 4 1 16	12 515 2 6	1997 754	12 457 817	1 96 716	11 4 5 8	1132 656	1677 512	13 11 46	46
8 6	110 414 714	12 10 950	110 7 1 81	132 496 5 9	15 122 809	114 954 117	1 12 354	11 9 1 4	11 960 162	18 724 172	114 9 1	46
1 0	19 139 266	15 25 919	17 8 1 41	13 577 1 1	1646 174	12 454 997	1 67 397	12 1 9 8	1136 131	1951 296	13 4 11	46
1	1992 361	11 19 004	112 2 9 91	11 217 7 1	1228 436	1911 087	1 15 115	11 1 1 1	1 18 889	1577 165	11 1 16	46
1	11 646 292	11 12 005	113 4 1 71	11 257 2 1	1215 792	11 887 951	1 23 450	11 5 1 4	1 45 579	1511 669	11 8 17	46
1	12 095 612	16 15 727	114 4 1 16	12 515 2 6	1997 754	12 457 817	1 96 716	11 4 5 8	1132 656	1677 512	13 11 46	46
7	11 148 619	11 19 799	19 6 1 57	14 990 6 6	1175 715	11 917 888	1 15 167	11 5 8 9	1148 599	1564 144	19 6 19	46
5	1494 957	11 63 998	12 1 1 45	1946 1 9	148 617	1474 612	11 394	1 4 4 2	1148 662	1211 598	11 8 17	46
7	1716 847	11 10 854	12 4 1 99	1869 2 1	166 654	1565 148	42 587	1 7 7 7	1139 183	1168 817	11 7 19	46
1 0 9	13 558 421	15 15 115	19 6 0 43	14 177 6 6	1132 676	12 898 141	1 19 529	12 1 7 9	1697 464	1953 780	16 7 19	46
1	11 379 681	17 65 369	15 1 45	12 514 1 1	1132 526	11 850 147	1 15 869	11 7 4 6	1148 662	1651 998	12 1 45	46
7	11 711 674	12 92 997	15 1 9 46	12 172 6 6	1246 418	11 861 697	98 266	11 6 1 1	1131 251	1657 452	14 7 19	46
5	12 796 196	15 11 447	15 2 0 93	11 929 5 9	1242 425	11 614 115	1 19 575	11 1 2 9	1191 499	1543 212	15 1 1	46
5 1	18 950 671	11 15 409	114 2 1 14	14 661 6 1	1496 298	16 913 836	1 75 354	16 4 1 5	11 609 736	12 756 531	114 9 19	46
0	12 142 947	11 96 522	114 6 1 19	12 567 8 1	1186 756	11 454 128	1 45 382	11 4 5 1	1149 959	1564 692	11 4 19	46
1	11 379 681	17 65 369	15 1 45	12 514 1 1	1132 526	11 850 147	1 15 869	11 7 4 6	1148 662	1651 998	12 1 45	46
1	1605 419	11 24 604	114 4 71	11 865 3 1	166 993	1689 616	74 099	1 6 7 1	1115 564	1157 546	12 9 19	46
1 6	15 761 541	16 98 269	110 9 1 50	14 762 9 6	1316 351	12 749 582	1 87 981	12 2 1 1	1751 702	11 367 972	17 8 46	46
1	11 379 681	17 65 369	15 1 45	12 514 1 1	1132 526	11 850 147	1 15 869	11 7 4 6	1148 662	1651 998	12 1 45	46
1	1127 468	1 15 501	11 8 34	1169 6 6	17 128	1972 979	14 777	1 9 1 1	1 766	1113 610	1 1	46
1	1161 888	1 74 256	11 4 44	1427 9 1	17 556	1413 993	18 829	1 8 7	1 2 611	1112 201	1 6	46
7	1197 850	1 11 229	11 2 96	1211 2 6	112 247	1171 561	15 142	1 1 9 1	1 12 970	1114 811	1 2 7	46
91	117 682 632	16 17 933	116 1 9 21	111 7117 7 9	12 098 165	111 721 622	1 21 864	11 2 1 3	11 214 112	12 071 141	11 9 1	46
1 1	12 095 612	16 15 727	114 4 1 16	12 515 2 6	1997 754	12 457 817	1 96 716	11 4 5 8	1132 656	1677 512	13 11 46	46
1 1	16 208 671	11 74 904	114 6 1 84	19 170 2 6	1918 589	15 549 148	1 11 271	15 9 6 6	11 271 511	11 884 647	112 1 19	46
9 7	129 468 192	17 24 139	186 5 9 42	160 458 9 6	15 742 983	122 118 170	2 11 547	12 9 6 7	17 273 861	14 513 676	14 1 1	46
4	11 717 013	12 84 604	114 7 32	11 869 6 1	1175 139	11 563 835	49 161	1 6 4 4	1154 667	1560 999	13 5 19	46
9	1502 428	1 15 163	11 6 9 45	1628 4 1	157 037	1499 726	16 681	1 2 4 0	194 160	1231 154	11 4 43	46
9	1573 014	1 15 163	11 6 9 45	1628 4 1	157 037	1499 726	16 681	1 2 4 0	194 160	1231 154	11 4 43	46
5	11 611 261	11 14 962	15 4 7 26	1189 6 6	12 292 110	1968 699	8 99 812	1 9 9 6	1655 711	11 168 655	16 1 19	46
					1452 165 0 1	146 186 983	292 077 425	1 2 57 086	124 6 6 3 9	152 764 154	1013 6671	489 6 46

Total amount = 12717 489
Total amount = 1692 8883 7
Total = 1276 8483 6

| | | |

	A	AW	AX	AY	AZ	BA	BB	BC	BD	BE	BF	BG	BH	BI
1														
2		4	55	56	57	58	59	60	61	62	63	64		65
3														
4	Total													
5	Employment	Lo ar mourner	al nidabled	Ou pod	Mod !	Camping	Ne lau ant	Ono ev ns	G s	T ion per a ion	Jobn ions	Sou ev n ce	4 G Net	
6	6	$436.085	$ 17.898	$ 85.580	$6 7 .84	$54.380	$243.429	$24.916	22 57	$815.9	$186.231		61.0	
7	2	$111.016	$ 12.758	$ 62.886	$1 6 .15	$9.864	$73.754	$8.609	58 86	$23.1	$41.558		12.759	
8	2	$132.500	$ 83.629	$ 15.917	$1 9 .18	$10.965	$62.732	$9.018	58 06	$148.4	$28.027		26.009	
9	2	$1.000.000	$ 12.000	$ 12.000	$1 2 .00	$12.000	$12.000	$12.000	12 00	$12.000	$12.000		12.000	
10	2	$649.673	$ 19.614	$ 20.380	$1 2 .77	$19.127	$599.006	$18.928	50 79	$1.859.9	$131.351		$ 19.70	
11	6	$249.943	$ 14.690	$ 10.838	$1 3 .74	$29.928	$242.259	$10.510	17 29	$842.3	$95.085		47.948	
12	6	$338.542	$ 16.276	$ 74.517	$6 7 .38	$18.729	$277.024	$24.148	27 71	$770.8	$140.426		68.108	
13	6	$1.577.969	$ 12.181	$ 35.536	$8 1 .90	$121.965	$1.470.198	$68.685	95 73	$3.953.2	$437.458		$ 75.970	
14	6	$1.000.000	$ 12.000	$ 12.000	$1 2 .00	$12.000	$12.000	$12.000	12 00	$12.000	$12.000		12.000	
15	5	$118.886	$ 16.207	$ 63.737	$2 4 .32	$14.826	$107.128	$11.102	19 13	$374.5	$32.775		24.008	
16	5	$197.611	$ 16.467	$ 50.532	$2 1 .91	$20.258	$152.798	$14.131	15 72	$414.5	$59.386		48.949	
17	5	$1.000.000	$ 12.000	$ 12.000	$1 2 .00	$12.000	$12.000	$12.000	12 00	$12.000	$12.000		12.000	
18	1	$138.671	$ 72.566	$ 17.196	$7 7 .42	$102.276	$110.295	$14.990	5 72 .21	$1.022.6	$1.298.525		$ 51.612	
19	2	$1.452.136	$ 99.757	$ 25.192	$9 2 .91	$142.999	$1.040.997	$89.255	95 58	$3.629.2	$514.731		$ 57.980	
20	4	$1.917.667	$ 79.212	$ 79.185	$1 4 .71	$197.980	$1.496.222	$57.556	$ 69 27	$1.612.8	$140.198		$ 78.850	
21	2 6	$8.688.479	$ 52.512	$ 22.686	$ 8 0 .5 .48	$760.017	$5.757.515	$83.556	$ 15 66	$1.882.5	$2.553.252		$ 84.565	
22	5	$1.000.000	$ 12.000	$ 12.000	$1 2 .00	$12.000	$12.000	$12.000	12 00	$12.000	$12.000		12.000	
23	5	$116.158	$ 13.867	$ 60.975	$1 8 .16	$12.300	$99.600	$9.122	18 21	$314.5	$16.028		13.600	
24	4	$168.922	$ 89.514	$ 94.630	$2 1 .81	$14.964	$117.096	$14.441	13 27	$314.2	$46.717		40.658	
25	1	$716.214	$ 12.207	$ 95.562	$8 1 .40	$93.863	$693.586	$49.939	44 78	$1.612.7	$201.531		$ 27.916	
26	9	$1.416.811	$ 28.964	$ 42.530	$4 0 .74	$134.992	$1.020.910	$68.899	64 96	$3.615.5	$612.512		$ 68.600	
27	1	$1.000.000	$ 12.000	$ 12.000	$1 2 .00	$12.000	$12.000	$12.000	12 00	$12.000	$12.000		12.000	
28	1	$102.378	$ 13.207	$ 96.699	$5 7 .45	$10.920	$73.416	$15.131	15 34	$842.2	$171.605		$ 54.600	
29	2	$2.564.996	$1 .05.477	$ 70.624	$ 9 5 .85	$162.501	$1.838.111	$127.149	$ 19 39	$2863.3	$747.891		$ 92.960	
30	9	$542.884	$ 98.998	$ 12.555	$6 9 .87	$84.241	$554.535	$54.876	29 74	$1112.2	$142.608		42.758	
31	5	$139.772	$ 75.027	$ 97.657	$2 9 .75	$23.995	$114.976	$13.021	10 16	$403.6	$56.654		28.072	
32	5	$1.000.000	$ 12.000	$ 12.000	$1 2 .00	$12.000	$12.000	$12.000	12 00	$12.000	$12.000		12.000	
33	5	$953.950	$1 .16.131	$ 60.600	$1 7 .46	$84.929	$819.574	$66.108	56 86	$2863.5	$238.918		$ 82.162	
34	6	$464.954	$ 42.956	$ 30.476	$5 9 .06	$58.161	$292.891	$24.814	24 80	$918.0	$118.011		68.548	
35	5	$135.955	$ 27.216	$ 13.128	$1 1 .48	$12.962	$94.980	$9.931	18 23	$315.6	$46.787		23.008	
36	4	$175.316	$ 37.555	$ 23.908	$2 4 .57	$27.959	$135.656	$14.925	15 28	$374.6	$49.181		45.440	
37	2	$1.000.000	$ 12.000	$ 12.000	$1 2 .00	$12.000	$12.000	$12.000	12 00	$12.000	$12.000		12.000	
38	1	$492.960	$1 .17.958	$ 45.272	$9 2 .29	$84.164	$612.905	$43.537	41 67	$1818.2	$242.516		$ 55.056	
39	6	$150.409	$ 54.477	$ 85.682	$5 1 .50	$28.923	$211.572	$14.682	14 50	$373.5	$169.997		53.527	
40	2	$1.000.000	$ 12.000	$ 12.000	$1 2 .00	$12.000	$12.000	$12.000	12 00	$12.000	$12.000		12.000	
41	2	$1.869.928	$ 32.558	$ 42.700	$4 0 .93	$154.215	$1.540.875	$54.112	79 44	$3813.6	$475.437		$ 38.600	
42	2 2	$1.159.647	$ 16.395	$ 83.927	$3 6 .94	$177.840	$1.136.531	$38.615	$ 54 26	$3583.5	$855.045		$ 68.570	
43	2	$1.665.451	$ 18.484	$ 45.612	$1 5 .12	$107.199	$914.656	$49.618	43 66	$1417.8	$594.596		$ 34.500	
44	5	$1.271.050	$2 .08.005	$ 48.587	$3 6 .54	$161.677	$1.070.591	$73.635	86 91	$1424.7	$636.641		$ 21.290	
45	2	$5.552.000	$ 58.116.000	$ 17.000	$5 5 .00	$60.000	$4.172.000	$60.000	$ 54 00	$6254.0	$1.680.000		$ 44.000	
46	0	$0	$0	$0	$0	$0	$0	$0	0	$0	$0		$0	
47	0	$0	$0	$0	$0	$0	$0	$0	$0	$0	$0		$0	
48	0	$0	$0	$0	$0	$0	$0	$0	0	$0	$0		$0	
49	0	$0	$0	$0	$0	$0	$0	$0	$0	$0	$0		$0	
50	2	$2.180.000	$1 .79.000	$ 62.000	$1 3 .00	$60.000	$1.200.000	$120.000	$ 05 00	$3972.0	$584.000		$ 50.000	
51	2	$719.847	$1 .52.273	$ 78.610	$8 2 .75	$63.049	$539.961	$43.116	15 45	$1604.7	$232.968		$ 19.950	
52	7	$842.825	$1 .58.097	$ 90.298	$4 2 .96	$83.309	$630.798	$60.480	68 99	$1673.2	$257.451		$ 85.560	
53	2	$1.758.188	$1 .29.984	$ 40.516	$1 1 .90	$309.682	$1.410.716	$52.832	$ 07 56	$7550.5	$999.275		$ 62.620	
54	3 5	$9.270.968	$1 .27.363	$ 1.963.816	$ 8 5 .37	$796.141	$6.695.180	$97.182	$ 85 56	$9609.9	$2.149.924		$ 11.757	
55	2	$1.000.000	$ 12.000	$ 12.000	$1 2 .00	$12.000	$12.000	$12.000	12 00	$12.000	$12.000		12.000	
56	2	$3.412.868	$2 .52.955	$ 2.111.651	$ 6 0 .56	$269.108	$3.607.121	$120.998	$ 68 56	$4808.6	$1.138.171		$ 20.078	
57	4 2	$15.968.141	$4 .92.183	$ 9.50.931	$ 8 0 .5 .99	$1.508.662	$11.798.165	$50.035	$ 58 52	$17963.7	$3.629.915		$ 92.800	
58	2	$1.000.000	$ 12.000	$ 12.000	$1 2 .00	$12.000	$12.000	$12.000	12 00	$12.000	$12.000		12.000	
59	1	$130.901	$9.990	$ 19.934	$1 6 .32	$13.686	$97.186	$13.009	15 61	$314.6	$19.974		28.512	
60	1	$52.454	$8.955	$ 18.511	$1 6 .31	$3.727	$43.140	$2.981	15 18	$17.3	$17.812		13.000	
61	4	$114.759	$ 14.625	$ 71.503	$2 4 .27	$21.931	$106.525	$10.000	14 14	$251.5	$48.246		42.195	
62	3	$1.091.000	$1 .09.510	$ 31.608	$1 1 .28	$87.711	$928.681	$61.631	52 94	$3963.9	$242.421		$ 86.570	
63	2	$1.000.000	$ 12.000	$ 12.000	$1 2 .00	$12.000	$12.000	$12.000	12 00	$12.000	$12.000		12.000	
64	3	$411.414	$ 19.669	$ 10.148	$5 4 .48	$14.664	$319.399	$12.730	16 40	$816.1	$128.725		42.000	
65	2	$1.884.994	$2 .14.893	$ 21.792	$2 9 .85	$150.663	$1.211.671	$14.616	$ 05 45	$3663.8	$497.654		$ 55.000	
66	2	$2.984.775	$3 .85.025	$ 30.755	$2 3 .47	$163.631	$1.120.865	$10.756	$ 05 98	$3963.5	$1.018.896		$ 96.620	
67	1	$497.938	$1 .48.374	$ 27.517	$9 3 .12	$59.194	$403.051	$47.868	31 64	$1149.3	$193.517		42.927	
68	2	$1.000.000	$ 12.000	$ 12.000	$1 2 .00	$12.000	$12.000	$12.000	12 00	$12.000	$12.000		12.000	
69	2	$1.610.577	$1 .32.850	$ 38.632	$2 3 .47	$299.727	$1.248.210	$53.671	$ 02 45	$9563.5	$620.835		$ 99.972	
70	4	$893.288	$1 .66.902	$ 29.682	$8 9 .98	$66.555	$507.213	$49.898	42 43	$1667.5	$304.985		$ 58.500	
71	2	$1.956.855	$2 .62.664	$ 48.221	$3 7 .57	$23.523	$1.638.595	$17.836	15 48	$842.8	$94.515		50.928	
72	7	$549.381	$ 90.353	$ 18.899	$5 7 .66	$33.663	$255.554	$34.499	27 08	$477.6	$164.239		70.000	
73	2	$1.000.000	$ 12.000	$ 12.000	$1 2 .00	$12.000	$12.000	$12.000	12 00	$12.000	$12.000		12.000	
74	2	$1.610.577	$1 .32.850	$ 38.632	$2 3 .47	$299.727	$1.248.210	$53.671	$ 02 45	$9563.5	$620.835		$ 99.972	
75	4	$258.915	$ 28.477	$ 51.605	$3 7 .99	$22.609	$194.148	$13.860	12 04	$604.6	$83.797		44.967	
76	6	$332.226	$ 24.354	$ 95.579	$5 1 .52	$29.918	$234.801	$23.536	24 21	$801.5	$70.598		60.870	
77	4	$1.914.840	$2 .99.937	$ 67.299	$ 6 7 .96	$111.142	$871.149	$83.714	74 49	$2615.8	$557.847		$ 16.400	
78	4	$1.000.000	$ 12.000	$ 12.000	$1 2 .00	$12.000	$12.000	$12.000	12 00	$12.000	$12.000		12.000	
79	1	$794.461	$1 .21.754	$ 17.401	$9 4 .31	$54.895	$599.615	$48.968	57 24	$1819.7	$238.279		$ 38.520	
80	2	$956.517	$1 .02.477	$ 60.711	$1 1 .14	$92.216	$699.292	$73.569	75 05	$1814.9	$195.606		$ 19.500	
81	2	$1.000.000	$ 12.000	$ 12.000	$1 2 .00	$12.000	$12.000	$12.000	12 00	$12.000	$12.000		12.000	
82	3	$2.150.545	$3 .10.616	$ 50.890	$1 1 .12	$279.924	$1.540.007	$112.216	$ 13 65	$4504.1	$542.532		$ 13.070	
83	8	$963.450	$1 .72.994	$ 79.646	$1 1 .37	$92.793	$710.530	$88.118	65 31	$2517.1	$242.642		$ 90.707	
84	1	$1.070.241	$1 .18.275	$ 10.111	$5 5 .30	$109.734	$844.999	$94.005	65 12	$1664.5	$334.665		$ 39.610	
85	1 0	$2.890.558	$4 .60.815	$ 3.28.791	$8 0 .20	$103.753	$3.302.180	$54.817	$ 01 01	$1684.5	$3.507.312		$ 67.290	
86	2	$1.000.000	$ 12.000	$ 12.000	$1 2 .00	$12.000	$12.000	$12.000	12 00	$12.000	$12.000		12.000	
87	3	$564.799	$1 .13.5	$ 20.151	$7 8 .46	$54.523	$515.148	$43.306	44 17	$1617.9	$173.876		$ 33.170	
88	4	$489.427	$1 .82.481	$ 29.201	$8 3 .79	$66.620	$525.015	$53.116	51 99	$1619.9	$164.558		$ 57.600	
89	2	$2.970.614	$4 .37.151	$ 99.612	$5 4 .91	$163.668	$2.641.611	$43.115	$ 82 59	$6617.7	$779.697		$ 36.615	
90	1	$2.564.164	$7 .24.925	$ 1.31.996	$8 3 .93	$372.213	$2.853.779	$60.716	$ 60 57	$9615.5	$1.149.845		$ 65.792	
91	2	$1.000.000	$ 12.000	$ 12.000	$1 2 .00	$12.000	$12.000	$12.000	12 00	$12.000	$12.000		12.000	
92	3	$1.558.160	$3 .19.409	$ 65.837	$1 1 .48	$173.186	$1.188.528	$143.705	$ 05 87	$3817.7	$409.319		$ 14.600	
93	2 5	$7.812.223	$2 .03.946	$ 1.41.431	$9 1 .91	$695.517	$5.168.137	$314.602	$ 88 88	$14963.1	$2.066.805		$ 84.260	
94	2	$1.674.517	$1 .12.515	$ 28.215	$8 6 .70	$159.865	$1.566.321	$93.565	88 75	$3314.1	$423.023		$ 18.170	
95	1	$142.872	$ 78.960	$ 40.593	$7 7 .80	$14.930	$113.726	$19.607	16 97	$1473.6	$140.936		$ 11.600	
96	2	$1.000.000	$ 12.000	$ 12.000	$1 2 .00	$12.000	$12.000	$12.000	12 00	$12.000	$12.000		12.000	
97	2	$2.863.660	$3 .11.609	$ 30.120	$1 0 .96	$219.028	$2.968.950	$49.956	$ 76 22	$4247.2	$298.115		$ 27.950	
98	1 1	$3.851.010	$6 .09.916	$ 25.092	$2 3 .95	$313.917	$2.406.019	$56.774	$ 02 97	$7628.8	$949.752		$ 52.525	
99	2	$1.000.000	$ 12.000	$ 12.000	$1 2 .00	$12.000	$12.000	$12.000	12 00	$12.000	$12.000		12.000	
100	2	$1.659.724	$2 .12.168	$ 35.941	$1 4 .44	$147.739	$1.540.395	$13.135	$ 16 86	$3314.1	$409.538		$ 18.250	
101	1 0	$6.508.671	$2 .82.918	$ 8.84.875	$8 1 .40	$363.577	$4.537.196	$50.756	$ 05 18	$1.829.4	$1.759.861		$ 47.460	
102	1	$1.818.276	$2 .72.414	$ 37.525	$9 4 .15	$167.871	$1.399.514	$91.216	68 56	$2217.0	$542.739		$ 19.000	
103	0	$490.002	$ 87.984	$ 74.724	$8 4 .32	$80.991	$321.695	$39.716	39 58	$810.4	$238.376		$ 52.120	
104	2	$1.000.000	$ 12.000	$ 12.000	$1 2 .00	$12.000	$12.000	$12.000	12 00	$12.000	$12.000		12.000	
105	2	$2.992.766	$4 .10.151	$ 17.672	$8 6 .91	$157.523	$2.614.821	$78.816	$ 80 34	$3963.3	$1.118.083		$ 38.600	
106	1	$1.242	$7.972	$9.030	$ 9 .74	$1.057	$11.972	$1.916	12 71	$13.0	$18.458		$5.500	
107	0	$8.778	$7.111	$13.15	$ 9 .47	$1.666	$9.750	$157	$ 28	$15.6	$3.735		$3.750	
108	0	$9.116	$1.868	$4.208	$ 85	$1.566	$7.777	$840	$1 28	$15.6	$3.555		$2.600	
109	1	$1.000.000	$ 12.000	$ 12.000	$1 2 .00	$12.000	$12.000	$12.000	12 00	$12.000	$12.000		12.000	
110	2	$1.119.450	$1 .18.850	$ 53.586	$2 1 .25	$14.724	$1.117.575	$8.588	18 56	$24.0	$19.586		24.000	
111	6	$116.627	$ 18.093	$ 16.600	$1 5 .27	$19.958	$116.562	$10.238	11 05	$149.6	$57.039		50.000	
112	2	$1.000.000	$ 12.000	$ 12.000	$1 2 .00	$12.000	$12.000	$12.000	12 00	$12.000	$12.000		12.000	
113	3	$568.109	$1 .77.800	$ 23.507	$5 4 .17	$62.953	$412.635	$59.586	52 54	$317.6	$138.588		50.000	
114	4	$138.780	$ 54.911	$ 54.752	$2 0 .42	$24.960	$150.080	$27.071	11 64	$314.0	$51.054		24.000	
115	8	$138.610	$ 18.968	$ 79.571	$ 9 .77	$9.170	$128.180	$5.373.972	$48.208	$ 05 61	$1.564.3	$1.816.205	$ 73.000	
116	1	$1.070.007	$1 .19.015	$ 52.499	$4 7 .91	$369.616	$1.007.097	203.931	$ 74 84	$4011.1	$832.870		$ 82.950	
117	2	$1.000.000	$ 12.000	$ 12.000	$1 2 .00	$12.000	$12.000	$12.000	12 00	$12.000	$12.000		12.000	
118	4	$751.180	$1 .46.601	$ 90.130	$9 3 .11	$87.614	$664.117	$77.738	63 09	$1854.1	$148.175		$ 11.100	
119	1 5	$2.514.959	$7 .14.143	$ 1.39.531	$8 8 .42	$153.718	$2.160.026	$42.185	$ 96 53	$9963.2	$1.595.515		$ 58.500	
120	2	$1.000.000	$ 12.000	$ 12.000	$1 2 .00	$12.000	$12.000	$12.000	12 00	$12.000	$12.000		12.000	

A	B	C	D	E	F	G	H	I	J	K	L	M	N	O	P	Q	R	S	T	U	V	W	X	Y	Z	AA	AB	AC	AD	AE	AF	AG	AH	AI	AJ	AK	AL	AM	AN	AO
Ni ho s Tha bas s	New Mexico	Sow Ble	ein ter	Feel	ndr ell Fa	Fah ers	ur	aup ndr ell Fa	I	1	37 815	68 4 5	139 387	0	605	1 009	2 47	0	14 726	50 680	85 405	0	1 5 7	3 2 8	5 973	0	1 557	4 216	7 68	0	4 609	8 679	5 7 4	0	4 612	14 759	38 6 3	0	7 249	15 814	18 2 6
Ni ho s Tha bas s	New Mexico	Sow Ble	ein ter	Sand	ndr ell	Fah ers	ur	aup ndr ell Fa	I	1	32 706	68 6 5	158 580	0	647	1 277	2 80	1	14 810	46 132	63 116	0	1 2 6	4 2 3	7 656	0	2 487	4 995	8 25	0	3 699	7 916	5 7 4	0	5 166	11 381	30 6 3	0	12 991	23 605	41 1 6
Ni ho s Tha bas s	New Mexico	Sow Ble	ein ter	Ufa	ndr ell	Fah ers	ur	aup ndr ell Fa	I	7	197 820	563 9 0	609 180	0	4 146	6 473	1 86	4	169 569	231 900	93 691	0	116 5	214 7	93 756	0	16 088	26 513	6 05	1	24 651	51 929	5 1 4	2	86 769	68 356	135 5 7	0	79 058	98 167	163 2 6
Ni ho s Ch ston S	New Mexico	Sow Ble	ein ter	Ufa	ndr ell	Fah ers	ur	Sow ndr ell Fa	Cham	1	55 606	91 0 0	104 271	0	441	1 480	2 43	1	14 116	49 910	70 905	0	1 2 2	4 7 3	8 758	0	2 805	6 182	1 00	0	3 665	11 839	3 0 0	0	5 602	21 812	38 8 0	0	13 910	21 302	41 7 0
Ni ho s Ch ston S	New Mexico	Sow Ble	ein ter	Sand	ndr ell	Fah ers	ur	Sow ndr ell Fa	Cham	1	47 954	89 1 5	109 183	0	1 007	1 872	3 43	1	16 564	67 097	20 692	0	3 0 2	6 1 4	10 995	0	3 940	7 521	5 71	0	4 010	11 146	9 9 0	0	8 894	16 560	39 6 2	0	18 168	33 757	162 2 6
Ni ho s Ch ston S	New Mexico	Sow Ble	ein ter	Ufa	ndr ell	Fah ers	ur	Sow ndr ell Fa	Cham	36	1 407 116	3 911 7 5	10 826 879	13	116 587	491 266	8 0 72	115	2 594 615	5 315 756	4 42 995	4	201 0 5	410 9 5	600 279	1	203 735	310 642	9 75	24	537 571	1 207 425	19 4 0 5	46	70 656	1 01 606	1 655 9 5	19	53 613	969 008	2 005 7 5
Ba ha ut ser ent R ola	New Mexico	Sow Ble	ein ter	Feel	ndr ell	Fah ers	ur	ska Sow ndr ell Ha	ndre ell Br	26	1 000 2 1	3 710 7 0	9 511 761	2	49 666	115 964	2 0 83	10	402 845	830 410	1 75 290	1	42 6 2	92 6 0	170 017	1	60 990	89 636	1 9 46	0	154 214	292 479	5 9 3 6	7	32 898	32 753	992 6 5	0	10 586	242 496	412 4 0
Ba ha ut ser ent R ola	New Mexico	Sow Ble	ein ter	Sand	ndr ell	Fah ers	ur	ska Sow ndr ell Ha	ndre ell Br	24	891 613	1 656 5 2	2 457 625	2	35 898	140 886	2 1 50	14	397 510	1 110 168	1 42 476	2	54 6 2	134 7 9	213 861	1	50 997	105 615	3 9 11	4	143 165	266 546	3 5 5 6	6	16 329	36 266	731 2 5	0	89 664	312 817	329 9 0
Ba ha ut ser ent R ola	New Mexico	Sow Ble	ein ter	Ufa	ndr ell	Fah ers	ur	ska Sow ndr ell Ha	ndre ell Br	88	5 078 0 0	9 010 6 0	12 410 610	17	235 549	743 677	12 6 59	150	3 994 825	5 560 520	9 22 664	12	380 3 8	616 2 1	990 695	10	301 298	539 998	8 7 35	21	855 151	1 816 150	2 9 8 8 6	61	2 20 562	2 80 539	1 602 3 5	45	3 56 906	1 504 575	2 560 9 0
Ba ha ut ser ent R ola	New Mexico	Sow Ble	ein ter	Sand	ndr ell	Fah ers	ur	ska Sow ndr ell Ha	ndre ell Br	1	1 000	1 000	1 000	0	0 000	0 000	0 00	0	1 000	1 000	1 00	0	0 0 0	0 0 0	1 000	0	0 000	0 000	0 00	0	0 000	0 000	0 00	0	0 000	0 000	1 000	0	0 000	0 000	1 000
Ba Ufa ser ent Ufa	New Mexico	Sow Ble	ein ter	Ufa	ndr ell	Fah ers	ur	Ufa ndr ell Fa	I	1	27 828	46 262	1 117 987	1	17 828	46 262	1 77	0	103 756	327 588	19 601	0	11 5 0	24 5 1	20 401	4	12 108	20 756	7 73	1	10 998	16 502	1 0 0 2	1	10 998	12 002	379 0 4	0	10 993	58 813	379 2 5
Ufa ser NGA	New Mexico	Sow Ble	ein ter	Sand	ndr ell	Fah ers	ur	Ufa ndr ell Fa	I	1	26 255	526 6 9	960 250	1	11 530	58 609	1 6 97	0	238 589	410 098	91 681	0	17 0 5	32 6 9	56 561	0	17 071	31 737	6 09	1	26 732	55 079	5 5 0	2	86 981	61 751	280 7 6	2	77 576	145 798	254 7 0
Ufa ser NGA	New Mexico	Sow Ble	ein ter	Ufa	ndr ell	Fah ers	ur	Ufa ndr ell Fa	I	60	5 709 5 1	7 941 8 1	5 531 765	7	190 616	297 291	5 8 10	63	1 101 175	2 132 660	3 79 709	3	102 7 2	217 6 4	262 015	1	102 157	155 798	2 9 56	4	171 181	330 976	5 9 9 6	14	27 218	96 660	1 077 9 9	16	62 661	613 015	1 024 5	
Ban ent R ngo	Ne ada	New	ell	Ufa	ndr ell	Fah ers	ur	Ufa ndr ell Fa	I	0	1 115	14 1	2 987	0	81	110	83	0	583	940	1 400	0	7	6	138	0	56	78	14	0	131	130	4 0	0	266	325	5 5	0	266	239	3 7
Ban ent R ngo	Ne ada	New	ell	Sand	ndr ell	Fah ers	ur	Ufa ndr ell Fa	I	0	1 000	1 000	1 000	0	0 000	0 000	0 00	0	1 000	1 000	1 00	0	0 0 0	0 0 0	1 000	0	0 000	0 000	0 00	0	0 000	0 000	0 00	0	0 000	0 000	1 000	0	0 000	0 000	1 000
ent ent R ngo	Ne ada	New	al	Sand	ndr ell	Fah ers	ur	Ufa ndr ell Fa	I	0	258	5 1	504	0	21	42	50	0	113	240	474	0	8	5	91	0	15	29	46	0	57	48	1 6	0	58	107	1 9	0	53	58	3 0
ent ent R ngo	Ne ada	Ufa	ell	Ufa	ndr ell	Fah ers	ur	Ufa ndr ell Fa	I	0	1 855	2 5 9	6 524	0	136	187	15	0	847	1 589	2 227	0	9	1 6	160	0	85	132	10	0	205	452	6 9	0	523	552	0 0	0	290	590	4 9
ner R ger NGA	Ne ada	New	ell	Sand	ndr ell	Fah ers	ur	ska Sow ndr ell Ha	ndre ell Br	7	363 274	599 2 5	812 924	2	54 810	74 609	1 5 52	10	268 646	435 891	66 622	2	54 9 7	81 7 7	117 991	1	22 968	31 872	8 52	0	16 644	40 665	6 0 0	5	77 581	22 711	214 5 7	2	67 403	79 816	165 5 6
ner R ger NGA	Ne ada	New	al	Sand	ndr ell	Fah ers	ur	ska Sow ndr ell Ha	ndre ell Br	2	79 906	129 6 2	233 006	0	16 591	23 709	1 17	1	51 102	90 992	61 691	0	11 6 5	22 9 3	39 757	0	5 666	10 513	8 01	0	4 661	8 013	3 8 6	1	20 231	46 460	30 9 7	0	10 681	20 971	18 9	
ner R ger NGA	Ne ada	Ufa	ell	Ufa	ndr ell	Fah ers	ur	ska Sow ndr ell Ha	ndre ell Br	1	1 000	1 000	1 000	0	0 000	0 000	0 00	0	1 000	1 000	1 00	0	0 0 0	0 0 0	1 000	0	0 000	0 000	0 00	0	0 000	0 000	0 00	0	0 000	0 000	1 000	0	0 000	0 000	1 000
ner R ger NGA	Ne ada	New	ell	Sand	ndr ell	Fah ers	ur	ska Sow ndr ell Ha	ndre ell Br	11	560 812	668 9 1	1 500 971	3	84 603	125 924	2 2 21	15	390 554	646 026	1 24 590	2	64 0 8	102 6 1	204 253	1	58 756	52 898	4 25	1	24 044	57 375	4 9 1	1	23 905	29 768	360 7 2	3	56 166	124 192	184 9 6
ch ch Ba ks Ben n R gh Ba k Gary n	ng ent ra s NGA	Ne ada	New	al	Sand	ndr ell	Fah ers	ska Sow ndr ell Ha	ndre ell Br	35	754 525	1 117 0 0	1 683 008	3	75 807	102 602	1 0 18	18	459 277	710 680	1 24 648	3	90 7 4	161 6 2	203 600	2	69 933	116 661	1 8 07	2	193 608	330 835	4 9 0 8	7	69 589	68 216	668 8 2	5	69 497	156 631	224 3 6
ch ch Ba ks Ben n R gh Ba k Gary n	ng ent ra s NGA	Ne ada	New	al	Sand	ndr ell	Fah ers	ska Sow ndr ell Ha	ndre ell Br	4	163 864	268 7 7	602 823	0	20 197	32 817	7 64	2	67 050	108 021	79 700	1	24 5 5	39 6 6	68 601	1	21 199	40 550	2 20	1	17 976	41 265	1 3 2 5	1	50 781	41 865	171 5 7	1	22 474	43 517	73 9	
ch ch Ba ks Ben n R gh Ba k Gary n	ng ent ra s NGA	Ne ada	New	al	Sand	ndr ell	Fah ers	ska Sow ndr ell Ha	ndre ell Br	5	151 750	372 6 5	620 960	0	15 126	39 603	5 54	0	119 624	232 900	73 580	1	16 5 1	87 5 5	83 665	1	24 680	45 594	6 19	1	58 615	75 930	1 9 5 1	1	47 635	88 456	180 3 0	1	56 937	67 538	112 4 0
ch ch Ba ks Ben n R gh Ba k Gary n	ng ent ra s NGA	Ne ada	New	al	Sand	ndr ell	Fah ers	ska Sow ndr ell Ha	ndre ell Br	1	1 000	1 000	1 000	0	0 000	0 000	0 00	0	1 000	1 000	1 00	0	0 0 0	0 0 0	1 000	0	0 000	0 000	0 00	0	0 000	0 000	0 00	0	0 000	0 000	1 000	0	0 000	0 000	1 000
Ban Ba ks Gen ral NGA	New	Ufa	ell	Sand	ndr ell	Fah ers	ur	Ufa ndr ell Fa	I	17	11 603 1 4	27 868 8 0	28 800 780	62	1 758 480	2 574 327	3 6 56	152	8 616 628	15 556 188	0 15 127	55	1 827 6 0	2 614 2 1	5 766 165	20	756 299	1 023 516	1 5 35	55	510 941	1 102 473	1 9 0 0	166	2 89 501	5 56 562	8 663 7 5	75	2 69 775	2 022 796	3 863 0	
Ba Ba ks Gen ral NGA	New	Ufa	ell	Sand	ndr ell	Fah ers	ur	Ufa ndr ell Fa	I	55	1 531 6 0	4 168 7 0	7 279 212	10	468 115	760 020	1 5 49	35	1 601 047	1 610 135	5 92 510	3	380 9 8	754 9 7	1 274 666	4	274 756	337 298	1 8 88	8	189 523	297 056	6 5 8 9	19	41 296	1 76 011	2 531 1 3	8	49 670	672 797	1 153 8	
Ba Ba ks Gen ral NGA	New	Ufa	ell	Sand	ndr ell	Fah ers	ur	Ufa ndr ell Fa	I	1	1 000	1 000	1 000	0	0 000	0 000	0 00	0	1 000	1 000	1 00	0	0 0 0	0 0 0	1 000	0	0 000	0 000	0 00	0	0 000	0 000	0 00	0	0 000	0 000	1 000	0	0 000	0 000	1 000
Ba Ba ks Gen ral NGA	New	Ufa	ell	Sand	ndr ell	Fah ers	ur	Ufa ndr ell Fa	I	45	17 584 4	27 731 2 9	40 213 156	84	3 716 143	6 009 882	8 6 11	821	12 929 154	20 936 153	2 18 515	71	2 890 7 4	4 627 7 7	6 913 399	28	3 114 077	3 735 564	2 9 32	26	803 630	1 668 612	3 7 6 0	183	5 38 211	6 39 727	15 5 9 6	97	3 63 196	11 427 610	8 803 6	
ch ensbourn e Chil d	O regon	Ong	ell	Sand	ndr ell	Fah ers	ur	Sow ndr ell Ha	ndre ell Br	16	1 259 9 1	2 025 9 6	3 611 929	10	216 686	551 810	5 5 20	52	1 356 602	1 685 552	2 19 907	4	130 6 5	168 6 5	264 603	0	122 152	136 532	2 9 21	1	65 255	81 994	1 1 2 6	2	32 762	49 560	91 9 6	9	80 631	170 251	301 4 0
ch ensbourn e Chil d	O regon	Ong	ell	Sand	ndr ell	Fah ers	ur	Sow ndr ell Ha	ndre ell Br	10	89 654	759 5 1	1 229 528	2	81 216	124 531	2 0 60	9	288 666	518 510	12 622	1	50 6 9	58 897	9 71	1	50 712	58 897	9 71	0	18 559	28 995	1 2 0	0	11 588	21 757	17 0 2	1	63 014	83 030	124 9	
ch ensbourn e Chil d	O regon	Ong	ell	Ufa	ndr ell	Fah ers	ur	Sow ndr ell Ha	ndre ell Br	30	414 884	718 2 2	1 309 892	2	77 412	124 621	2 5 71	9	373 610	620 209	1 49 978	1	41 8 6	79 1 1	122 266	1	39 396	65 581	1 4 78	0	16 645	27 507	7 9 2	0	10 925	18 295	51 8 0	1	57 252	95 787	167 3 0
ch ensbourn e Chil d	O regon	Ong	ell	Sand	ndr ell	Fah ers	ur	Sow ndr ell Ha	ndre ell Br	1	1 000	1 000	1 000	0	0 000	0 000	0 00	0	1 000	1 000	1 00	0	0 0 0	0 0 0	1 000	0	0 000	0 000	0 00	0	0 000	0 000	0 00	0	0 000	0 000	1 000	0	0 000	0 000	1 000
Ca ssell n	ne	Ong	ell	Ufa	ndr ell	Fah ers	ur	Ca ndr ell Ha	ge	50	1 400 5 9	3 564 6 4	4 208 508	5	116 880	168 121	1 5 98	44	1 007 996	1 582 992	2 11 435	4	117 0 7	146 5 6	217 763	1	103 864	116 116	1 5 26	4	205 205	436 152	7 6 4 1	14	51 695	62 973	915 0 2	17	23 502	550 672	1 074 0	
Ca ssell n	ne	Ong	ell	Ufa	ndr ell	Fah ers	ur	Ca ndr ell Ha	ge	12	562 660	868 9 3	1 026 002	1	41 143	63 015	1 6 93	5	253 186	437 766	18 168	1	24 2 7	50 6 1	84 494	1	24 137	50 087	4 52	2	91 418	150 867	2 6 3 9	3	11 632	20 604	170 7 9	2	77 563	148 683	203 1 0	
Ca ssell n	ne	Ong	ell	Sand	ndr ell	Fah ers	ur	Ca ndr ell Ha	ge	12	394 885	828 3 6	1 163 025	1	39 231	63 389	1 6 17	8	327 514	538 550	56 038	1	34 0 5	64 6	105 512	1	53 333	91 771	7 70	2	85 475	142 952	2 9 5 3	5	50 858	85 676	323 6 1	2	82 686	171 892	269 0	
Ca ssell n	ne	Ong	ell	Ufa	ndr ell	Fah ers	ur	Ca ndr ell Ha	ge	75	2 863 3 1	3 996 7 1	7 179 580	7	190 276	297 804	5 0 08	59	1 629 295	2 299 090	4 39 611	5	179 5 0	254 5 1	419 609	4	163 523	221 967	3 6 42	10	414 090	739 802	1 2 9 6	5	21	50 565	89 264	1 630 5 2	21	65 150	625 026	1 089 1	
ng ment ad DBA	O regon	Ong	ell	Sand	ndr ell	Fah ers	ur	Ca ndr ell Ha	ge	1	1 000	1 000	1 000	0	0 000	0 000	0 00	0	1 000	1 000	1 00	0	0 0 0	0 0 0	1 000	0	0 000	0 000	0 00	0	0 000	0 000	0 00	0	0 000	0 000	1 000	0	0 000	0 000	1 000
ng ment ad DBA	O regon	Ong	ell	Ufa	ndr ell	Fah ers	ur	yo ndr ment DBA	ndr ell	23	1 068 1 5	1 668 0 1	2 389 828	2	96 243	152 818	2 9 62	13	403 506	1 066 957	1 69 579	1	41 4 9	69 2 2	108 601	1	66 735	89 595	1 8 30	2	114 596	168 335	1 8 8 3	8	65 452	24 079	563 1 0	8	68 755	361 756	669 9	
ng ment ad DBA	O regon	Ong	ell	Sand	ndr ell	Fah ers	ur	yo ndr ment DBA	ndr ell	22	939 088	1 572 4 2	2 741 234	2	90 650	154 609	2 5 49	18	780 618	1 306 671	2 78 032	1	50 9 0	95 4 9	160 913	1	59 636	99 793	2 5 96	2	182 167	171 290	2 8 6 4	6	63 613	61 521	769 5 5	6	69 561	617 276	727 7	
ng ment ad DBA	O regon	Ong	ell	Ufa	ndr ell	Fah ers	ur	yo ndr ment DBA	ndr ell	39	4 576 1 1	7 567 2 1	11 627 026	17	690 150	711 329	1 5 28	159	3 879 996	5 978 026	6 44 963	4	265 2 5	601 5 1	862 699	8	292 152	497 052	4 5 56	11	497 998	841 114	1 6 5 7	51	3 19 714	2 62 158	3 891 3 6	51	2 15 526	1 529 958	2 603 5	
Ref C i NGA	U ah	Uinh	ell	Sand	ndr ell	Fah ers	ur	R ch NGA ell Fa	I	37	1 084 082	1 769 9 4	3 129 101	4	90 116	153 956	2 0 37	36	709 086	961 070	1 60 700	3	83 7 5	110 2 7	173 506	2	72 863	91 615	1 8 95	3	150 830	175 138	1 9 0 8	11	48 292	12 998	726 6 9	11	60 154	230 230	411 4 9	
Ref C i NGA	U ah	Uinh	ell	Ufa	ndr ell	Fah ers	ur	R ch NGA ell Fa	I	1	1 000	1 000	1 000	0	0 000	0 000	0 00	0	1 000	1 000	1 00	0	0 0 0	0 0 0	1 000	0	0 000	0 000	0 00	0	0 000	0 000	0 00	0	0 000	0 000	1 000	0	0 000	0 000	1 000
Ref C i NGA	U ah	Uinh	ell	Sand	ndr ell	Fah ers	ur	R ch NGA ell Fa	I	10	400 921	712 7 2	1 212 721	1	32 417	57 989	1 6 31	7	244 676	455 139	54 133	1	26 1 1	49 9 1	91 527	1	25 266	40 747	2 61	2	59 976	138 247	1 4 7 0	2	18 615	57 564	288 7 5	2	60 545	142 792	261 4 0	
Ref C i NGA	U ah	Uinh	ell	Ufa	ndr ell	Fah ers	ur	R ch NGA ell Fa	I	57	1 917 1 6	3 396 0 1	6 829 189	5	150 665	240 493	4 1 96	47	1 306 133	1 780 829	3 24 691	4	152 6 4	203 6 0	343 990	3	118 038	176 723	3 0 71	6	278 958	588 993	9 0 1 6	15	29 037	33 169	1 298 0 3	12	76 661	507 539	869 2 0	
Ban ent R ch NGA	U ah	Sand	ell	Sand	ndr ell	Fah ers	ur	ner Sand ell Ch	ndr ell	1	1 000	1 000	1 000	0	0 000	0 000	0 00	0	1 000	1 000	1 00	0	0 0 0	0 0 0	1 000	0	0 000	0 000	0 00	0	0 000	0 000	0 00	0	0 000	0 000	1 000	0	0 000	0 000	1 000
Ban ent R ch NGA	U ah	Uinh	ell	Ufa	ndr ell	Fah ers	ur	ner Sand ell Ch	ndr ell	1	15 000	15 7 1	53 353	0	2 200	3 755	7 82	2	14 000	28 780	57 928	0	2 1 5	4 6 5	7 416	0	5 1 1	1 746	5 18	0	4 000	1 526	3 9 1	0	5 687	5 417	32 6 0	0	2 882	2 050	7 7	
Ban ent R ch NGA	U ah	Uinh	ell	Sand	ndr ell	Fah ers	ur	ner Sand ell Ch	ndr ell	0	14 822	26 2 8	68 279	0	2 016	3 152	7 76	0	13 093	25 995	62 676	0	2 6 4	4 7 3	8 690	0	1 514	2 005	1 48	0	3 809	1 556	2 7 7	0	3 762	6 671	12 3 0	0	2 980	5 283	9 6	
Ban ent R ch NGA	U ah	Uinh	ell	Ufa	ndr ell	Fah ers	ur	ner Sand ell Ch	ndr ell	2	69 802	116 2 5	121 320	0	11 501	18 991	2 4 3	2	61 995	91 536	79 897	0	12 5 4	19 2 2	32 621	0	5 389	8 008	1 0 2	0	3 949	6 316	3 5 2	0	17 797	31 867	167 9	0	13 950	18 781	32 5	
ne d ne sent ce e	U ah	Uinh	ell	Sand	ndr ell	Fah ers	ur	Ca ndr ell ce ch	ndr ell	32	7 985 5 3	13 153 0 7	23 609 531	55	838 591	1 329 156	2 1 6 11	253	5 202 841	6 732 939	2 57 596	17	501 6 9	676 7 3	1 064 724	15	514 547	607 560	1 0 0 36	29	1 512 669	1 539 572	4 6 8 6 1	60	12 547	1 34 421	2 611 7 6	50	1 84 660	1 558 600	2 024 6	
ne d ne sent ce e	U ah	Uinh	ell	Sand	ndr ell	Fah ers	ur	Ca ndr ell ce ch	ndr ell	1	1 000	1 000	1 000	0	0 000	0 000	0 00	0	1 000	1 000	1 00	0	0 0 0	0 0 0	1 000	0	0 000	0 000	0 00	0	0 000	0 000	0 00	0	0 000	0 000	1 000	0	0 000	0 000	1 000
ne d ne sent ce e	U ah	Uinh	ell	Sand	ndr ell	Fah ers	ur	Ca ndr ell ce ch	ndr ell	76	2 991 8 6	5 366 4 2	9 721 160	8	182 209	316 872	6 9 99	26	1 991 676	3 180 960	5 91 265	5	172 8 2	364 4 1	561 868	5	163 608	322 699	5 1 1 6	13	513 998	899 597	1 6 0 3	8	26 614	79 615	1 001 2 3	18	97 255	766 171	1 250 9	
ne d ne sent ce e	U ah	Uinh	ell	Ufa	ndr ell	Fah ers	ur	Ca ndr ell ce ch	ndr ell	16	16 095 7 2	23 616 6 5	42 858 105	49	1 020 244	2 222 726	3 9 0 8	351	8 837 573	12 657 396	3 56 539	25	812 6 4	1 346 5 8	2 388 601	25	850 421	1 175 557	2 1 6 5	52	2 554 817	4 637 254	8 6 4 7 1	58	1 41 538	3 95 608	4 735 5 3	75	1 56 743	2 503 330	4 287 9	
Ban ent 1 nds	Ma ine	Ma	ing	ndr ell	Fah ers	ur	ska	ne ndr ell Ha	ndre ell Br	18	581 686	1 277 7 1	1 909 933	2	39 039	116 061	1 9 12	15	407 568	893 152	72 122	1	42 6 9	2 6 9	89 079	1	61 014	58 831	5 91	1	57 507	118 099	2 8 6 5	9	56 602	65 385	315 7 9	6	75 884	213 812	327 5	
Ban ent 1 nds	Ma ine	Ma	ing	ndr ell	Fah ers	ur	ska	ne ndr ell Ha	ndre ell Br	4	211 473	351 0 9	601 414	0	20 111	33 903	8 99	2	152 185	240 615	80 714	0	9 0 5	18 1 5	30 121	0	9 933	19 589	2 95	0	22 271	37 886	8 6 1	1	68 927	40 639	230 0 6	1	39 192	76 992	127 2	
Ban ent 1 nds	Ma ine	Ma	ing	ndr ell	Fah ers	ur	ska	ne ndr ell Ha	ndre ell Br	1	1 000	1 000	1 000	0	0 000	0 000	0 00	0	1 000	1 000	1 00	0	0 0 0	0 0 0	1 000	0	0 000	0 000	0 00	0	0 000	0 000	0 00	0	0 000	0 000	1 000	0	0 000	0 000	1 000
Ban ent 1 nds	Ma ine	Ma	ing	ndr ell	Fah ers	ur	ska	ne ndr ell Ha	ndre ell Br	26	990 003	1 992 6 5	3 0 96	5	94 403	185 316	2 5 6 77	29	509 114	1 147 170	7 7 4 3	2	61 0 1	164 5 6	400 877	1	64 694	110 273	8 56	2	160 109	219 8 9	9 1 6 9	12	45 709	76 609	549 1 6	10	73 698	391 065	643 5	

.0	.01	.02	.03	.04	.05	.06	.07	.08	.09	.10	.11	.12	.13	.14
2	378.562	$ 14.641	$ 60.604	$1 9.87	$2.027	$40.420	$7.976	$7.02	$157.4	$38.452	28.50
2	145.691	$ 14.996	$ 64.618	$1 4.45	$2.202	$42.514	$7.696	18.71	$157.6	$20.531	21.530
0	$113.891	$ 14.913	$ 70.759	$6 9.80	$11.286	$603.695	$14.736	40.05	$61.1	$115.587	$ 43.600
5	$112.267	$ 12.864	$ 11.075	$1 9.71	$2.963	$59.903	$8.736	11.00	$210.6	$38.600	41.270
5	$112.267	$ 12.864	$ 11.075	$1 9.71	$2.963	$59.903	$8.736	11.00	$210.6	$38.600	41.270
3	$126.650	$ 10.567	$ 17.036	$1 9.42	$3.541	$110.642	$12.995	15.71	$249.8	$29.532	60.210
3	$126.650	$ 10.567	$ 17.036	$1 9.42	$3.541	$110.642	$12.995	15.71	$249.8	$29.532	60.210
5 6	$9 173.817	$1 95.028	$ 10.127	$ 4.4 76	$604.876	$8.540.895	$66.679	$ 19.75	$1.962.6	$2.480.929	1 10.952
4	$2 681.610	$1 22.862	$ 89.676	$ 1.6 41	$153.563	$1.575.290	170.937	$ 19.46	$583.4	$952.845	$ 52.604
0	$2 269.527	$4 14.627	$ 35.587	$ 9.7 70	$263.960	$2.962.474	213.881	$ 89.11	$473.6	$726.231	$ 29.960
5 4	$13.495.147	$1 62.014	$ 9 92.886	$ 7.6 3 10	$1.266.556	$9.732.614	966.695	$ 67.35	$2.956.8	$4.142.025	2 60.969
1	$ 2.157.179	$1 14.668	$ 97.211	$ 1.7 87	$ 63.177	$638.603	145.655	$7 73	$1.010.2	$279.416	$ 56.510
0	$ 2.157.179	$1 14.668	$ 97.211	$ 1.7 87	$ 63.177	$638.603	145.655	$7 73	$1.010.2	$279.416	$ 56.510
1	$ 760.947	$1 50.653	$ 2 90.690	$9 0 90	$143.697	$791.083	154.541	56.49	$91.3	$248.796	$ 56.910
1 9	$6 701.895	$7 14.837	$ 29.213	$ 5.5 40	$118.310	$1.879.739	242.515	$ 59.14	$969.6	$1.437.869	1 19.115
0	$2.662	$3.768	$5.42	2.87	$383	$1.602	$138	$ 18	$444	$565	127
0	$2.662	$3.768	$5.42	2.87	$383	$1.602	$138	$ 18	$444	$565	127
0	$855	$1.211	$2.29	$ 24	$76	$274	$55	48	$116	$179	140
0	$8.429	$9.857	$9.35	4.34	$915	$2.227	$140	$ 10	$669	$993	948
4	$659.816	$1 41.079	$ 24.615	$8 2.34	$123.311	$646.622	117.595	68.52	$561.6	$214.537	$ 58.510
4	$260.741	$ 14.950	$ 23.766	$2 5.96	$42.717	$243.855	159.737	19.41	$118.6	$79.397	36.027
8	$1.079.145	$2 97.814	$ 20.615	$ 6.5 71	$212.321	$1.026.996	204.232	66.25	$845.5	$340.732	$ 58.960
8	$1.079.145	$2 97.814	$ 20.615	$ 6.5 71	$212.321	$1.026.996	204.232	66.25	$845.5	$340.732	$ 58.960
6	$1 922.589	$2 11.192	$ 42.239	$ 4.5 38	$173.714	$1.110.148	203.430	$ 68.07	$494.8	$668.892	$ 24.110
5	$434.154	$ 53.207	$ 15.950	$6 2.31	$57.764	$279.756	568.831	75.24	$153.3	$171.587	73.610
2	$537.919	$ 19.997	$ 10.211	$6 4.80	$81.664	$573.580	183.626	74.39	$1045.1	$148.260	$ 12.403
2	$537.919	$ 19.997	$ 10.211	$6 4.80	$81.664	$573.580	183.626	74.39	$1045.1	$148.260	$ 12.403
8 7	$20.814.947	$3 17.854	$ 9 32.280	$ 6.0 0 60	$3.954.696	$22.715.127	$1.746.185	1 51.05	$1.889.6	$6.681.776	$ 83.610
1 4	$8.682.241	$1 52.562	$ 9 77.850	7.6 4 12	$1.558.549	$5.192.532	$1.273.616	$ 79.82	$469.9	$2.526.135	1 53.920
1 4	$8.682.241	$1 52.562	$ 9 77.850	7.6 4 12	$1.558.549	$5.192.532	$1.273.616	$ 79.82	$469.9	$2.526.135	1 53.920
12 5	$18.164.117	70.39 $15 $1 2.720	$7 0.65	3.3 3 48	$8.913.615	$24.918.031	$4.913.709	2 19.21	$2.324.6	$13.573.968	4 10.850
1 6	$3.170.501	$1 10.863	2 75.146	3.6 1 29	$395.910	$2.639.907	264.605	$ 29.21	$1411.8	391.936	1 03.550
1	$994.618	$1 47.854	2 20.631	1.9 9 16	$159.616	393.922	160.199	99.71	311.4	137.622	3 39.977
1	$1.051.996	$1 40.512	3 48.972	2.2 9 92	$123.971	$1.089.570	122.166	$ 14.78	$474.2	332.890	3 07.023
1 6	$3.664.890	$1 71.016	9 15.538	4.3 8 46	$363.998	$2.515.105	217.786	$ 95.20	$753.6	$952.932	3 39.953
1 6	$3.664.890	$1 71.016	9 15.538	4.3 8 46	$363.998	$2.515.105	217.786	$ 95.20	$753.6	$952.932	3 39.953
5	$1.194.954	$1 96.985	5 28.169	2.6 8 52	$114.893	$818.148	584.496	84.52	$263.9	$579.788	1 50.122
9	$1.229.862	$2 58.550	3 89.251	1.4 4 25	$114.517	$956.508	185.532	67.70	$249.6	$523.641	1 99.077
2 0	$6.145.752	$9 26.563	$ 6 72.959	7.1 8 80	$533.658	$4.689.611	419.689	$ 79.42	$1.285.6	$1.636.962	1 49.072
1	$2.414.279	$4 96.224	7 35.508	3.0 5 26	$279.612	$1.549.579	138.691	$ 50.10	$1418.9	960.110	1 18.610
1	$2.414.279	$4 96.224	7 35.508	3.0 5 26	$279.612	$1.549.579	138.691	$ 50.10	$1418.9	960.110	1 18.610
0	$2.565.053	$4 61.097	7 28.837	2.7 1 74	$275.508	$2.230.032	164.555	$ 73.96	$268.6	749.595	1 27.763
8 5	$12.828.729	$9 23.865	$ 6 19.051	$ 5.6 7 38	$1.273.526	$9.710.765	463.699	$ 73.56	$1.855.7	$3.991.138	2 52.920
1 7	$2.724.652	$1 28.860	7 26.677	3.1 9 31	$163.027	$1.763.705	173.526	$ 68.91	$593.6	$710.629	1 11.470
1	$2.724.652	$1 28.860	7 26.677	3.1 9 31	$163.027	$1.763.705	173.526	$ 68.91	$593.6	$710.629	1 11.470
5	$859.970	$1 16.071	6 31.714	1.3 2 11	$104.023	$614.115	191.537	42.61	$267.8	$248.735	1 43.470
1 2	$2.602.242	$7 23.168	$ 5 57.536	3.8 9 20	$163.696	$3.324.691	543.590	$ 60.71	$962.6	$1.298.500	1 69.560
1	$127.665	$3.997	$ 28.547	$1 9.51	$7.266	$57.588	57.436	15.69	$74.5	$32.603	23.172
1	$127.665	$3.997	$ 28.547	$1 9.51	$7.266	$57.588	57.436	15.69	$74.5	$32.603	23.172
1	$92.887	74.283	$ 56.136	$6 79	$7.976	$12.676	$4.665	15.48	$27.7	$12.232	39.965
7	$196.991	$ 11.914	$ 42.562	$2 2.30	$12.663	$170.997	$12.521	14.42	$115.2	154.941	32.156
7 6	$18.910.646	26.$4.065	$ 6 28.682	$ 9.0 9 31	$2.126.111	$12.157.596	$1.664.724	1 79.92	$14.936.1	$2.612.771	2 29.860
1 6	$8.649.518	$1 27.645	$ 5 75.538	$ 7.5 40	$979.899	$5.835.241	541.658	$ 91.14	$1.682.6	$1.592.188	1 90.612
1 6	$8.649.518	$1 27.645	$ 5 75.538	$ 7.5 40	$979.899	$5.835.241	541.658	$ 91.14	$1.682.6	$1.592.188	1 90.612
10 4	$31.169.595	$2 32.668	$ 1 76.992	$ 2.8 8 05	$5.988.092	$23.238.539	$2.168.641	$ 68.74	$4.936.7	$4.770.912	4 87.969
4	$1.771.918	$3 38.925	$ 8.250	$ 9.9 3	$179.512	$1.172.522	169.079	86.55	$1268.5	551.799	3 27.510
9	$513.373	$ 21.573	$ 42.670	$6 3.14	$18.999	$668.714	560.121	32.95	$846.1	$230.026	5 27.103
9	$1.098.969	$ 46.191	$ 89.699	$1 3.51	$39.998	$1.432.306	1.199.262	70.56	$1811.3	$492.863	11 58.221
5	$1.474.798	$3 17.914	$ 87.599	$1 5.96	$3.644.977	$577.663	460.677	40.44	$914.9	$1.168.116	6 10.014
				$5 8.7 0 43	$53.011.164	$109.622.520	$8.543.658	$ 8.40 45	$79.012.7	$123.047.865	$ 5 59.510
	Total income	7122.75.409									
	Total expense	2142.3763.5									
	Net income	5710.2389.2									

Mul ip ier Tab e 2016G for FY17)

| | | |

| | | |



Mul ip ier Tab e 20175 for FY98

| | | |

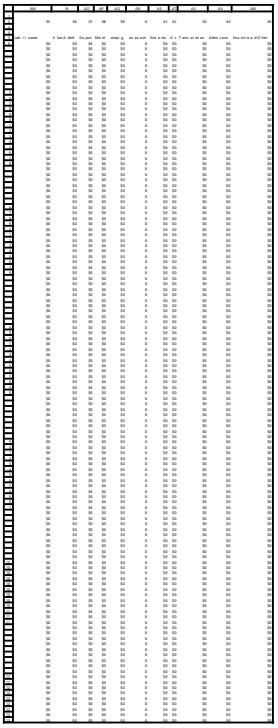





	Lookup Key	2014				2015				2016				2017				2018			
		Employment	Labor Income	Value Added	Output	Employment	Labor Income	Value Added	Output	Employment	Labor Income	Value Added	Output	Employment	Labor Income	Value Added	Output	Employment	Labor Income	Value Added	Output
Steese NCA	Steese NCATotal Effect	8	$242 685	$377 767	$644 888	6	$195 720	$304 854	$520 561	20	$649 789	$1 013 465	$1 730 183	0	$0	$0	$0	0	$0	$0	$0
Sonoran Desert	Sonoran DesertTotal E fect	23	$747 579	$1 236 556	$2 051 896	26	$877 846	$1 453 035	$2 411 418	46	$1 577 959	$2 612 281	$4 335 516	0	$0	$0	$0	0	$0	$0	$0
Las Cienegas NCA	Las Cienegas NCATotal Effect	21	$710 426	$1 175 101	$1 949 919	22	$748 785	$1 239 411	$2 056 893	25	$870 312	$1 440 784	$2 391 222	0	$0	$0	$0	0	$0	$0	$0
Vermilion Cliffs	Verm lion CliffsTotal Effect	143	$4 754 476	$7 864 285	$13 049 703	140	$4 715 125	$7 804 609	$12 952 319	246	$8 488 479	$14 052 512	$23 322 486	0	$0	$0	$0	0	$0	$0	$0
Ironwood Forest	Ironwood ForestTotal Effect	37	$1 228 327	$2 031 752	$3 371 414	41	$1 392 942	$2 305 638	$3 826 374	21	$726 234	$1 202 267	$1 995 362	0	$0	$0	$0	0	$0	$0	$0
Agua Fr a	Agua FriaTotal E fect	66	$2 139 415	$3 505 754	$5 827 579	69	$2 262 295	$3 709 345	$6 166 788	70	$2 344 596	$3 845 477	$6 393 624	0	$0	$0	$0	0	$0	$0	$0
Grand Canyon Parashant	Grand Canyon Parashan Total Effect	77	$2 550 974	$4 219 516	$7 001 709	27	$915 845	$1 515 932	$2 515 800	27	$933 950	$1 546 135	$2 566 069	0	$0	$0	$0	0	$0	$0	$0
Gila Box R par an NCA	Gila Box R parian NCATotal Effect	34	$1 125 282	$1 861 306	$3 088 583	31	$1 043 143	$1 726 640	$2 865 485	22	$771 562	$1 277 307	$2 119 903	0	$0	$0	$0	0	$0	$0	$0
San Pedro Riparian NCA	San Pedro Riparian NCATotal E fect	118	$3 818 901	$6 257 846	$10 402 353	125	$4 118 829	$6 753 388	$11 227 510	44	$1 490 928	$2 445 338	$4 065 704	0	$0	$0	$0	0	$0	$0	$0
Mojave Trails	Mojave TrailsTotal Effect	147	$5 469 419	$8 380 842	$13 895 643	143	$5 391 892	$8 265 615	$13 705 925	144	$5 552 096	$8 513 083	$14 117 516	0	$0	$0	$0	0	$0	$0	$0
Sand to Snow	Sand to SnowTotal Effect	0	$0	$0	$0	0	$0	$0	$0	0	$0	$0	$0	0	$0	$0	$0	0	$0	$0	$0
Berryessa Snow Mountain	Berryessa Snow Mounta nTotal Effect	112	$4 269 899	$6 601 149	$10 918 090	93	$3 594 056	$5 559 262	$9 195 775	95	$3 768 188	$5 829 386	$9 643 524	0	$0	$0	$0	0	$0	$0	$0
Fort Ord	Fort OrdTotal E fect	159	$5 911 097	$9 057 628	$15 017 771	429	$16 225 187	$24 872 741	$41 243 628	412	$15 908 191	$24 392 183	$40 450 331	0	$0	$0	$0	0	$0	$0	$0
P edras Blancas Histor c L ght Station ONA	Piedras Blancas Historic L ght Station ONATotal Effect	6	$209 078	$320 372	$531 184	5	$198 495	$304 286	$504 563	6	$224 759	$344 625	$571 503	0	$0	$0	$0	0	$0	$0	$0
Carrizo Plain	Ca rizo PlainTotal Effect	52	$1 964 604	$3 037 224	$5 023 471	47	$1 818 921	$2 813 495	$4 653 903	48	$1 884 094	$2 914 693	$4 821 762	0	$0	$0	$0	0	$0	$0	$0
Santa Rosa and San Jacinto Mountains	Santa Rosa and San Jacinto MountainsTotal E fect	148	$5 736 708	$8 940 714	$14 778 477	147	$5 818 101	$9 072 826	$14 998 183	89	$3 610 577	$5 630 450	$9 308 432	0	$0	$0	$0	0	$0	$0	$0
California Coastal	California CoastalTotal E fect	31	$1 172 696	$1 812 957	$2 998 572	13	$502 900	$777 882	$1 286 722	39	$1 525 403	$2 359 798	$3 903 802	0	$0	$0	$0	0	$0	$0	$0
Headwaters Forest Reserve	Headwaters Forest ReserveTotal Effect	28	$1 068 117	$1 651 281	$2 731 166	29	$1 133 536	$1 753 346	$2 900 272	34	$1 354 840	$2 095 937	$3 467 299	0	$0	$0	$0	0	$0	$0	$0
K ng Range NCA	King Range NCATotal Effect	80	$3 061 412	$4 732 860	$7 827 999	90	$3 493 107	$5 403 115	$8 937 487	105	$4 177 363	$6 462 379	$10 690 681	0	$0	$0	$0	0	$0	$0	$0
Browns Canyon	Browns CanyonTotal E fect	75	$2 513 528	$4 148 686	$6 931 054	76	$2 628 830	$4 342 037	$7 254 533	140	$4 894 559	$8 084 655	$13 508 793	0	$0	$0	$0	0	$0	$0	$0
Dominguez Escalante NCA	Dominguez Escalante NCATotal E fect	86	$2 886 671	$4 764 574	$7 959 994	82	$2 824 445	$4 665 134	$7 794 354	85	$2 970 846	$4 907 131	$8 199 412	0	$0	$0	$0	0	$0	$0	$0
McInnis Canyons NCA	McInn s Canyons NCATotal Effect	256	$8 641 763	$14 263 601	$23 829 661	251	$8 636 943	$14 265 634	$23 834 555	223	$7 812 223	$12 903 946	$21 561 431	0	$0	$0	$0	0	$0	$0	$0
Canyons of the Ancients	Canyons of he AncientsTotal Effect	66	$2 230 023	$3 680 749	$6 149 288	61	$2 090 011	$3 452 069	$5 767 605	82	$2 864 580	$4 731 609	$7 906 129	0	$0	$0	$0	0	$0	$0	$0
Gunn son Gorge NCA	Gunn son Gorge NCATotal E fect	150	$5 050 336	$8 335 796	$13 926 300	162	$5 570 809	$9 201 302	$15 373 235	188	$6 588 671	$10 882 928	$18 184 475	0	$0	$0	$0	0	$0	$0	$0
Jupiter Inlet Lighthouse ONA	Jup ter Inlet L ghthouse ONATotal Effect	60	$1 782 383	$2 655 964	$4 434 036	60	$1 802 567	$2 686 552	$4 485 012	97	$2 980 746	$4 443 253	$7 417 072	0	$0	$0	$0	0	$0	$0	$0
Craters of the Moon	Craters of the MoonTotal Effect	2	$45 674	$73 280	$138 062	2	$46 819	$75 189	$141 688	2	$49 136	$78 941	$148 802	0	$0	$0	$0	0	$0	$0	$0
Morley Nelson Snake R vcr B rds of Prey NCA	Mo ley Nelson Snake River B rds of P ey NCATotal Effect	191	$4 528 149	$7 192 007	$13 586 675	196	$4 746 211	$7 543 733	$14 254 145	154	$3 815 775	$6 068 185	$11 468 678	0	$0	$0	$0	0	$0	$0	$0
Pompeys P llar	Pompeys Pi larTotal E fect	43	$1 099 530	$1 640 561	$3 117 063	32	$834 043	$1 245 354	$2 366 714	29	$781 209	$1 167 240	$2 218 923	0	$0	$0	$0	0	$0	$0	$0
Upper Missouri River Breaks	Upper M ssouri River BreaksTotal Effect	37	$960 593	$1 429 552	$2 702 521	17	$440 923	$656 581	$1 241 544	32	$863 754	$1 286 955	$2 434 227	0	$0	$0	$0	0	$0	$0	$0
Organ Mountains Desert Peaks	Organ Mountains Desert PeaksTotal Effect	141	$3 618 558	$5 776 137	$10 455 297	160	$4 164 182	$6 652 348	$12 045 413	306	$8 141 814	$13 018 966	$23 574 571	0	$0	$0	$0	0	$0	$0	$0
Rio Grande del Norte	Rio Grande del NorteTotal Effect	111	$2 865 329	$4 656 147	$8 464 633	193	$5 073 085	$8 249 350	$15 001 064	169	$4 524 959	$7 364 043	$13 389 555	0	$0	$0	$0	0	$0	$0	$0
Preh storic Trackways	Prehistoric Trackways Total Effect	1	$14 782	$23 597	$42 712	1	$36 037	$57 570	$104 242	19	$515 891	$824 923	$1 493 759	0	$0	$0	$0	0	$0	$0	$0
Fort Stanton Snowy River Cave NCA	Fort Stanton Snowy R ver Cave NCATotal Effect	4	$96 313	$153 741	$278 284	20	$509 023	$813 172	$1 472 412	28	$756 420	$1 209 535	$2 190 210	0	$0	$0	$0	0	$0	$0	$0
Kasha Katuwe Tent Rocks	Kasha Katuwe Tent RocksTotal Effect	203	$5 217 745	$8 478 811	$15 414 037	341	$8 945 723	$14 546 654	$26 452 421	504	$13 495 197	$21 962 454	$39 932 886	0	$0	$0	$0	0	$0	$0	$0
El Malpais NCA	El Malpais NCATotal Effect	155	$3 911 926	$6 252 030	$11 404 812	160	$4 119 509	$6 587 840	$12 020 608	179	$4 701 495	$7 524 037	$13 729 213	0	$0	$0	$0	0	$0	$0	$0
Bas n and Range	Bas n and RangeTotal E fect	0 3	$9 404	$15 163	$24 171	0 00	0 00	0 00	$0 0	$0 1	$3 629	$5 857	$9 335	0	$0	$0	$0	0	$0	$0	$0
Sloan Canyon NCA	Sloan Canyon NCATotal E fect	45	$1 560 305	$2 485 329	$3 980 810	73	$2 595 922	$4 135 727	$6 624 918	38	$1 379 105	$2 197 814	$3 520 615	0	$0	$0	$0	0	$0	$0	$0
Black Rock Desert High Rock Canyon Emigrant Trails NCA	Black Rock Desert High Rock Canyon Emigrant Trails NCATotal Effect	50	$1 793 659	$2 915 316	$4 642 177	57	$2 060 197	$3 349 890	$5 334 687	77	$2 864 040	$4 660 396	$7 419 830	0	$0	$0	$0	0	$0	$0	$0
Red Rock Canyon NCA	Red Rock Canyon NCATotal Effect	1 424	$49 456 774	$78 777 126	$126 179 155	944	$33 434 714	$53 266 950	$85 327 003	1225	$44 244 117	$70 509 743	$112 947 510	0	$0	$0	$0	0	$0	$0	$0
Steens Mountain CMPA	Steens Mounta n CMPATotal E fect	152	$4 454 975	$6 696 121	$11 897 458	174	$5 197 916	$7 816 960	$13 890 532	171	$5 223 316	$7 858 658	$13 965 946	0	$0	$0	$0	0	$0	$0	$0
Cascade Siskiyou	Cascade Sisk youTotal Effect	125	$3 672 486	$5 605 035	$9 958 927	119	$3 558 421	$5 435 225	$9 658 243	200	$6 103 752	$9 326 340	$16 572 959	0	$0	$0	$0	0	$0	$0	$0
Yaquina Head ONA	Yaquina Head ONATotal Effect	294	$8 444 347	$12 761 006	$22 697 585	305	$8 930 671	$13 505 409	$24 023 962	423	$12 639 729	$19 123 465	$34 019 051	0	$0	$0	$0	0	$0	$0	$0
Red Cliffs NCA	Red Cl ffs NCATotal Effect	125	$3 634 158	$5 852 089	$10 534 461	128	$3 784 594	$6 098 059	$10 978 650	152	$4 602 292	$7 421 168	$13 357 546	0	$0	$0	$0	0	$0	$0	$0
Beaver Dam Wash NCA	Beaver Dam Wash NCATotal Effect	8	$223 606	$353 078	$638 088	7	$197 000	$311 209	$562 498	7	$196 995	$311 364	$562 782	0	$0	$0	$0	0	$0	$0	$0
Grand Staircase Escalante	Grand Sta rcase EscalanteTotal Effect	838	$24 654 595	$39 884 208	$71 859 707	987	$29 608 192	$47 926 139	$86 359 342	1024	$31 349 595	$50 782 668	$91 476 392	0	$0	$0	$0	0	$0	$0	$0
San Juan Islands	San Juan IslandsTotal Effect	78	$2 522 970	$4 402 933	$5 740 125	85	$2 815 292	$4 916 952	$6 407 826	85	$3 870 768	$5 017 934	$6 567 359	0	$0	$0	$0	0	$0	$0	$0
Total	Tota Total Effect	6008	$192 071 679	$306 337 540	$518 097 511	6174	$199 098 801	$317 438 481	$540 746 813	7133	$233 093 932	$371 652 309	$633 672 379	0	$0	$0	$0	0	$0	$0	$0

Year	2014	2014	2014	2014	2015	2015	2015	2015	2016	2016	2016	2016	2017				2018			
Grand Staircase Escalante (Vis tation)	797 283	797 283	797 283	797 283	917 320	917 320	917 320	917 320	926 236	926 236	926 236	926 236	0				0			
Grand Staircase Escalante (Contr but ons per V s t)	0 001	30 92	50 03	90 13	0 001	32 28	52 25	94 14	0 001	33 85	54 83	98 76	#DIV/0!	#D V/0!	#DIV/0!	#D V/0!	#DIV/0!	#D V/0!	#DIV/0!	#D V/0!
Bears Ears (FY Visitation RMIS)	255 807	255 807	255 807	255 807	267 231	267 231	267 231	267 231	418 684	418 684	418 684	418 684								
Bears Ears (Contrib'ns PPA Analysis)	269	$7 910 388	$12 796 785	$23 056 074	287	$8 625 373	$13 961 704	$25 157 953	463	$14 170 874	$22 955 155	$41 349 830	#DIV/0!	#D V/0!	#DIV/0!	#D V/0!	#DIV/0!	#D V/0!	#DIV/0!	#D V/0!
Basin and Range vis tation																				
Basin and Range contr butions per v s t																				
Gold Butte NM V sitation	122 501	122 501	122 501	122 501	144 279	144 279	144 279	144 279	21 000	21000	21000	21000								
Gold Butte Contr butions per v sit																				

Monument	State	Coun y(ies)	Graz ng 2016 to tal AUMS	T mber 2016 mbf harvested	Energy M ne als Oil 2016 bbl	Natural Gas 2016 mcf	Coal 2016 tons	Add ha drock minera s here Sand/gravel	O her Minera s
G and Canyon Pe ashant	Arizona	Mojave	36 896						
rosewood Forest	Arizona	P ma P nal	7 844						
Sono an Dese t	Arizona	Mar copa Pinal	1 809					1000 tons/yr	
Verm ion Cl f s	Arizona	Coconino	5 138					1000 cub c a ds	
Berryessa Snow Moun ain	Ca i ornia	Lake Napa Yo o Co usa G enn Mendocino	126						
Carr zo Pla n	Ca i ornia	San Lu s Ob spo Ke n							
Mo ave Tra ls	Ca i ornia	San Bernard no R vers de	3 192						
Sand to Snow	Ca i ornia	San Bernard no R vers de	0						
San Gab iel Moun ains	Ca i ornia	Los Ange es San Bernard no							
G ant Sequo a	Ca i ornia								
Basin and Range	Nevada	L ncoln Nye	10 171						
Go d But e	Nevada	Cla k	207						
Crate s of the Moon	Idaho	B aine M nidoka Bu te L ncoln Power	51 386			21873 [need o check un ts]		BLM says here a e 36 965 pa mi lad AUMs (he spreadsheet has 116 468) and no na ural gas	
Upper Missouri River Breaks	Mon ana	B aine Fe gus Ph l ips	35 552						
Cascade S ski ou	O egon	Jackson	3 226	310					
Han ord Reach	Washington	Grant Benton Frankl n	0						
Can ons of the Ancien s	Co orado	Montezuma Dolores	4 332		111 060	436 564 707			
O gan Moun a ns-Desert Peaks	New Mexico	Doña Ana Luna	49 861	0	0	0		0	0
Rio Grande del No te	New Mexico	Taos	8 357 553 ccf					Taos Gravel (sand and gravel) var ous per tie depos ts product on ac l l es a e on pr vate patented land sub ect to he Sta e of New Mexico Min ng and M neral Div sion regulat ons) these would be m nimal y a fected by he monument (no se and VRM sues may app y) Sa able mine a s have been excluded n he a ea by p ior management plan dec sions and he e s very im tad po ent al for sol d m neral development	
Katahdin Woods and Wate s	Ma ne	Penobscot	0 80 cords or oad clea ing or Monument		0	0		0	0
G and Sta rcase-Escalante	U ah	Garf eld Kane	41 567		45 538	2 357			
		monument not a sign f cant part of he county monument is barely n the coun y							
			150						

Ce l 7
Comment This is used by BLM for road main enance The e s no commerc al p oduc ion
-Sarah C ma

Ce l D16
Comment 3 228 is 2017 not 2016 2016 or ginal CSNM area 974 2016 expanded CSNM a ea 2 945 Suggest runn ng separate y
-Kr st n Skrab a

Ce l F20
Comment 95% of his is from he monument
-Adam S ern

Ce l G20
Comment 95% of his is from he monument
-Adam S ern

Ce l D21
Comment These are b ted AUMs not parmi ted FYI
-Adam S ern

FY2016 Contribution (Cattle)

		Employment			Labor Income			Output			Grazing	
			Indirect &			Indirect &			Indirect &			
Unit	**State**	**Direct**	**nduced**	**Total**	**Direct**	**Induced**	**Total**	**Direct**	**Induced**	**Total**	2016 b lled AUMS	
Grand Canyon Parashant	Arizona	157	39	197	$421,355	$1,507,037	$1,928,392	$2,692,171	$4,616,469	$7,308,639	36,898	
Ironwood Forest	Arizona	33	8	42	$89,574	$320,375	$409,949	$572,318	$981,397	$1,553,715	7,844	
Sonoran Desert	Arizona	8	2	10	$20,658	$73,886	$94,543	$131,989	$226,332	$358,321	1 809	
Vermilion Cliffs	Arizona	22	5	27	$58,673	$209,853	$268,526	$374,881	$642,837	$1,017,719	**5,138**	
Berryessa Snow Mountain	California	1	0	1	$2,548	$20,250	$22,798	$32,047	$61,134	$93,181	126	
Carrizo Pla n	California	0	0	0	$0	$0	$0	$0	$0	$0		
Giant Sequoia	California	0	0	0	$0	$0	$0	$0	$0	$0		
Mojave Tra ls	California	15	12	26	$64,551	$512,988	$577,539	$811,859	$1,548,722	$2,360,580	3,192	
San Gabriel Mountains	California	0	0	0	$0	$0	$0	$0	$0	$0		
Sand to Snow	California	0	0	0	$0	$0	$0	$0	$0	$0	0	
Canyons of the Ancients	Co orado	15	8	23	$111,580	$313,016	$424,596	$637,789	$966,284	$1,604,073	4,332	
Craters of the Moon	Idaho	200	129	329	$1,438,245	$4,489,124	$5,927,369	$9,976,142	$14,626,644	$24,602,786	**51,386**	
Katahdin Woods and Waters	Ma ne	#N/A	#N/A	#N/A	#N/A	#N/A	#N/A	#N/A	#N/A	#N/A	0	
Upper Missouri R ver Breaks	Montana	58	46	105	$1,444,377	$1,720,934	$3,165,311	$4,528,801	$5,501,659	$10,030,460	39,950	
Basin and Range	Nevada	16	10	27	$250,869	$377,536	$628,404	$953,717	$1,180,219	$2,133,935	10,171	
Gold Butte	Nevada	0	0	1	$5,106	$7,684	$12,789	$19,410	$24,020	$43,430	207	
Organ Mounta ns Desert Peaks	New Mex co	188	62	250	$934,093	$2,090,847	$3,024,940	$5,091,407	$6,629,065	$11,720,472	49,861	
Rio Grande del Norte	New Mex co	31	10	42	$156,560	$350,438	$506,998	$853,350	$1,111,071	$1,964,421	8,357	
Cascade S skiyou	Oregon	16	5	22	$44,953	$190,299	$235,252	$366,499	$575,936	$942,435	3,228	2017 AUMs
Cascade S skiyou original area	Oregon			6						$284,366	974	2015 AUMs
Cascade S skiyou expansion area	Oregon			20						824,883 88	2,945	2016 AUMs
Cascase Siskiyou total	Oregon			26 14						1,109,249 49	3,919 00	
Grand Sta rcase Escalante	Utah	138	46	184	$342,577	$1,544,791	$1,887,367	$3,363,419	$4,914,796	$8,278,215	41,567	
Hanford Reach	Washington	0	0	0	$0	$0	$0	$0	$0	$0	0	

NOTE: job est mates included unpaid labor.

		Response Coefficients per 1,000 AUMs								
		Employment (full and part time jobs)			Labor Income (2013 US)			Output (2013 US)		
			Indirect &			Indirect &			Indirect &	
State	**Livestock**	**Direct**	**nduced**	**Total**	**Direct**	**Induced**	**Total**	**Direct**	**Induced**	**Total**
Ar zona	Cattle	4 3	1 1	5 3	$10,955 56	$39,184 17	$50,139 72	$69,998 57	$120,031 84	$190,030 41
California	Cattle	4 7	3 6	8 3	$19,401 12	$154,182 05	$173,583 18	$244,009 58	$465,478 82	$709,488 40
Colorado	Cattle	3 5	1 9	5 3	$24,710 92	$69,321 38	$94,032 30	$141,246 62	$213,995 95	$355,242 57
Idaho	Cattle	3 9	2 5	6 4	$26,852 05	$83,811 99	$110,664 05	$186,254 69	$273,079 63	$459,334 32
Montana	Cattle	1 5	1 2	2 6	$34,685 92	$41,327 27	$76,013 19	$108,756 66	$132,119 31	$240,875 96
Nevada	Cattle	1 6	1 0	2 6	$23,663 14	$35,610 95	$59,274 10	$89,959 13	$111,323 85	$201,282 97
New Mexico	Cattle	3 8	1 3	5 0	$17,972 91	$40,230 07	$58,202 98	$97,963 94	$127,550 07	$225,514 01
Oregon	Cattle	5 0	1 7	6 7	$13,360 29	$56,557 77	$69,918 06	$108,925 28	$171,171 11	$280,096 40
Utah	Cattle	3 3	1 1	4 4	$7,906 76	$35,654 17	$43,560 94	$77,628 58	$113,434 79	$191,063 37
Washington	Cattle	10 2	1 9	12 1	$10,045 03	$78,094 41	$88,139 43	$123,054 77	$231,036 63	$354,091 40

Calendar Year	**GDP Deflator**	
	Index	**Mult (2016)**
2013	106 9	1 04
2014	108 8	1 02
2015	110 0	1 01
2016	111 4	1 00

Cell M20
Comment These are bi led AUMs not permitted FYI
Adam Stern

Cell M22
Comment 3,228 is 2017, not 2016 2016 original CSNM area 974 2016 expanded CSNM area 2,945 Suggest running separately
Kristin Skrabis

Monument	State	Timber 2016 mbf harvested	Timber 2016 ccf
Cascade Siskiyou	Oregon	310	588

Units	MBF	> CCF
Oregon	1	90

Source
USFS 2016 Cut and So d Reports Quarters 1 4 (Oct 2015 Sept 2016) Statewide Accessed online at https //www fs fed us/forestmanagement/products/cut sold/index shtml on 12/21/2016

Economic Contribution

	Employment (# Jobs)			Labor Inc ($)			Total Value Added ($)			Total Output ($)		
	Total	Direct	ndirect & Induced	Total	D rect	Indirect & Induced	Total	Direct	Indirect & Induced	Total	Direct	Ind rect & Induced
T mber Management M ISurvey	4	2	3	$235 960	$115 068	$120 892	$344 206	$146 588	$197 618	989 716	$424 158	$565 558

NOTES:

Gold Butte National Monument

Economic Values and Economic Contributions

DRAFT

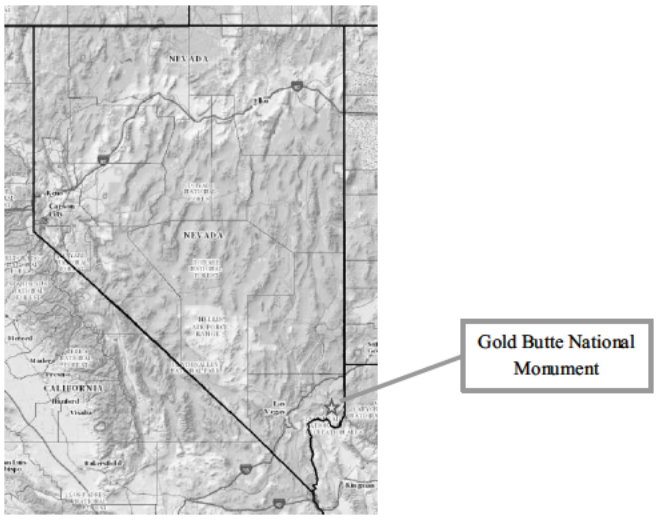

DRAFT

Gold Butte National Monument

Location: Clark County, NV
Managing agency: BLM
Adjacent cities/counties/reservations:

- Towns: Mesquite, NV
- Adjacent Federal lands: Grand Caynyon-Parashant National Monument; Lake Mead NRA.

Resource Areas:
☑ Recreation ☐ Energy ☐ Minerals ☑ Grazing ☐ Timber ☑ Scientific Discovery ☑ Tribal Cultural

Introduction

The purpose of this paper is to provide information on the economic values and economic contributions of the activities and resources associated with Gold Butte National Monument (GBNM).[1]

Background

Gold Butte National Monument was designated in 2016 for purposes of protecting an array of historic and scientific resources, including critical habitat of the threatened desert tortoise, the once-thought-extinct relic leopard frog, archaeological sites, areas of spiritual significance to Native American tribes, historic ranching and mining sites, rare endemic plants, and dinosaur tracks. The monument covers roughly 297,000 acres in Clark County, NV and lies between the eastern boundary of Lake Mead National Recreation Area and the western boundary of Grand Canyon-Parashant National Monument; it is bordered by these Federal lands to the east, west, and south. Prior to designation, all land within the Monument was Federal land, the majority of which was managed by the BLM's Las Vegas Field Office with the exception of approximately 11,800 acres that had been managed by the Bureau of Reclamation. In addition, nearly all of the land had been protected under an Area of Critical Environmental Concern (ACEC) designation since the corresponding Resource Management Plan (RMP) was updated in 1998. Parts of the Monument were also designated as Wilderness or Wilderness Study Areas prior to Monument designation.

Public outreach

Legislation for protecting the Gold Butte area has been introduced repeatedly since a proposal to designate it as a National Conservation Area was made in 2008. In 2015, a public meeting hosted by Nevada Senator Harry Reid and Representative Dina Titus was attended by representatives of DOI. The Nevada State Legislature passed a joint resolution (ARJ13) expressing support for the designation of the GBNM.[3]

Local Economy and Economic Impacts

GBNM is located in Clark County, NV. The economy in Clark County is dominated by Las Vegas, where the most important industries are gaming, entertainment, and tourism. The nearest populated area and access point to GBNM, Mesquite, NV, has an economic profile similar albeit significantly smaller -- to Las Vegas based on U.S. Census Bureau estimates of employment by industry, with over a third of civilians employed in the arts, entertainment, recreation, accommodation, and food service industries.[4]

Deleted: ,

Deleted: a

Deleted: area of land

Deleted: that

Deleted: [2]

Deleted: ¶

Deleted: In addition, an assembly

Deleted: has been passed as of May 2017 by both the Nevada State Assembly and Senate

Deleted: the

Deleted: of the Nevada Legislature

Deleted: the enactment and use of the Antiquities Act and

Deleted: , where the local economy is dictated to a much greater extent by that of its major metropolitan area,

Deleted: Las Vegas of

Formatted: Font: (Default) Times New Roman

[1] The BLM provided data used in this paper.
[3] https://www.leg.state.nv.us/App/NELIS/REL/79th2017/Bill/5507/Overview
[4] 2015 ACS 5-Year Estimates, Comparative Economic Characteristics

DRAFT

Activities and Resources

Information on the economic contributions associated with the activities occurring at Gold Butte National Monument are provided below.

- **Recreation.** The opportunities for outdoor recreation in GBNM include camping and hiking, although there are no designated or marked hiking trails and no built amenities within the Monument. Most vehicle routes are unmaintained dirt roads and recommended for 4-wheel drive only. The temperatures in the area can be extreme. Hunting is permitted and is regulated by the State of Nevada. For the period including FY 2016 and the first half of FY 2017, it is estimated that there have been around 21,000 visits.

FY 2012- 122,693; FY 2013 136,079; FY 2015 144,279; FY 2014 122,501

- **Energy.** There is no energy transmission infrastructure or recent history of energy production in the area and the land within the Monument has not been surveyed by the USGS for potential for coal or oil and gas.[5] The production of coal, oil, gas, and renewable energy was restricted when these areas were designated as ACECs in the 1998 RMP. Prior to this, there were leases or lease applications for oil and gas on the "Gold Butte A" ACEC, part of which is now within Monument boundaries, but no producing wells were drilled. This is the only portion of the Monument that was formerly open to fluid mineral leasing subject to no surface occupancy stipulations; the rest of the Monument had been closed to solid leasables (coal, oil, gas, and geothermal resources) prior to designation of the Monument.
- **Non-fuel Minerals.** While there has been historic mining in the area by early European and American settlers, there has been no recent locatable mineral production on lands within the Monument boundaries. Two historic mining districts occupied parts of what is now GBNM, and the mining history of these districts is characterized by "much development and exploration but little production". Limited amounts of copper, nickel, cobalt, platinum, tungsten, mica, and beryllium were produced in one mining district and minor amounts of gold, silver, copper, lead, zinc, and mica were produced in the other. USGS mineral resource assessments found varying degrees of potential for other minerals, including uranium, gypsum, low-sulfide gold-quartz, vermiculite, crushed-rock aggregate, and sand and gravel aggregate. Nearly all of the land within the monument was closed to mineral materials in the 1998 Las Vegas RMP and then withdrawn from mineral entry in 2002 by the Clark County Conservation of Public Land and Natural Resources Act. There are two mining claims currently located in GBNM that could potentially be developed in the future but production would first require a validity exam due to the 2002 mineral withdrawal.[6]
- **Timber.** There are no commercial timber resources in GBNM. Seed collection is allowed by permit in areas that are not desert tortoise habitat.
- Grazing. Livestock grazing has not been permitted in the monument area since 1998, and the proclamation does not allow for any new grazing permits or leases within the monument. Grazing allotments for all ACECs in the area under management by the Las Vegas Field Office

Deleted: re are

Deleted: such as dispersed

Commented [SAC1]: Assume this meant facilities (campgrounds, toilets, etc.)

Commented [SAC2]: When was the Monument designated in 2016? Is this more than 1 year of data? I think it might be useful to report this in FY terms, so XX visits for FY2016, and XX visits for the first half of FY17, instead of combining together.

Commented [SBM3]: BLM documents indicate ~525,000 visitor days over 2008-2016. We should at least convert this to an annual average (about 58,000/yr).

Deleted:

Deleted: assessed

Commented [MAW4]: Note that this is from the spreadsheet USGS provided

Commented [MAW5]: USGS mineral resources report

Commented [MAW6]: EA for route designations

Commented [SBM7]: We probably need a citation for this.

Commented [MAW8]: from USGS mineral resources report, pC13

Deleted: Forage

[5] USGS data.
[6] BLM data.

DOI-2021-07 00246

were bought out by Clark County in the 1990s [7] There are, however, two allotments administered by the Arizona Strip Field Office that are also partially within Monument boundaries One allotment is ephemeral and one has less than 15% of its acreage within Monument boundaries[8] It is estimated that the number of billed AUMs for this portion of the monument in recent years is fewer than 500; the economic contributions for this level of grazing are not significant [10]

- **Tribal cultural, archeological, scientific, and historic resources** There are a variety of non-commodity resources in GBNM that the Monument designation sought to protect This includes sites of spiritual significance and ancestral grounds of the Moapa Band of Paiute, rock art and petroglyphs, the abandoned mining town of Gold Butte and other pioneer-era structures, unique and endemic plants such as the Las Vegas bearpoppy, and critical habitat for the desert tortoise The previous designation as an ACEC was specifically for the purpose of protecting historic and prehistoric archeological resources, including rock shelters and caves, roasting pits, campsites, stone tools, projectile points, rock art, lithic scatters, pottery fragments, historic mining artifacts, historic mining towns, and historic mines

  In recent years, rock faces, including those containing prehistoric petroglyphs, have been found defaced with graffiti and bullet holes Parts of pioneer-era structures, including historic stock corrals, have been stolen and even burned for firewood, as well as sustained damage due to bullet holes An illegal water system has been found trenched throughout terrain that is considered protected habitat for the threatened Mojave Desert tortoise, the development of which was done without the necessary NEPA compliance

Deleted: Between these two allotments, o

Deleted: [9]

Deleted: Aside from recreation,

Deleted: t

Deleted: A part of GBNM had previously been designated as an

Deleted:

Deleted: documents

Multiple Use and Tradeoffs Among Resource Uses

This section presents some information to help understand land management tradeoffs

Decision-making often involves multiple objectives and the need to make tradeoffs among those objectives However, tradeoffs and decision making are often subject to constraints, such as Monument designations In general, market supply and demand conditions drive energy and minerals activity; societal preferences and household disposal income affect recreation activity levels; and market prices and range conditions affect the demand for forage Culturally important sites and unique natural resources, by definition, have limited or no substitutes and thus tradeoffs are typically limited A particularly challenging component of any tradeoff analysis is estimating the nonmarket values associated with GBNM resources, particularly the nonmarket values associated with cultural and scientific resources

Planning for permitted resource use on National Monuments will involve trade-offs among different activities on the land area being managed in order to allow permitted activities that do not impair monument objects In some cases, certain areas of the Monument may be appropriate for more than one use After the careful consideration of tradeoffs, management decisions in those cases may prioritize

[7] EA for Route Designations for Selected ACECs Located in the North East Portion of Clark County within the Las Vegas BLM District, 2007
[8] BLM data
[10] BLM measures an AUM as the amount of forage needed to sustain one cow and her calf, one domestic horse, or 5 sheep or goats for one month https //www blm gov/programs/natural-resources/rangelands-and-grazing/livestock-grazing/fees-and-distribution

DRAFT

certain uses over others. In other cases, land areas may be more appropriate for a particular use and activities could be restricted to certain areas of the Monument. Factors that could inform these tradeoffs include demand for the good or activity, prices, costs, and societal preferences. Other considerations might include the timeframe of the activity - how long the benefits and costs of a given activity would be expected to extend into the future. Trust responsibilities and treaty rights should also be considerations.

In considering any trade-offs, it is not just the level and net economic value associated with an activity that occurs in a given year that is relevant to decision making. Virtually all activities within the Monument occur over time and it is the stream of costs and benefits over a given period of time associated with each activity that is relevant. For example, recreation activities could continue indefinitely assuming the resources required for recreation remain intact and of sufficient quality for the activity. Likewise, the values associated with the natural and cultural resources could continue indefinitely provided they are not degraded by other activities. Grazing could also continue indefinitely as long as the forage resource is sustainably managed and remains consistent with the protection of monument objects. Timber harvest may also continue indefinitely as long as the timber resource is sustainably managed. The stream of costs and benefits associated with some other non-renewable resources would be finite, however (assuming these activities were consistent with the designation). For example, oil, gas, coal and minerals are all non-renewable resources and would only be extracted as long as the resource is economically feasible to produce.

(b)(5) DPP [redacted] For example, mineral and archeological surveys could be updated and completed for the entire Monument.

Formatted: Normal

Deleted: ¶
¶

Formatted: Font: (Default) Times New Roman