

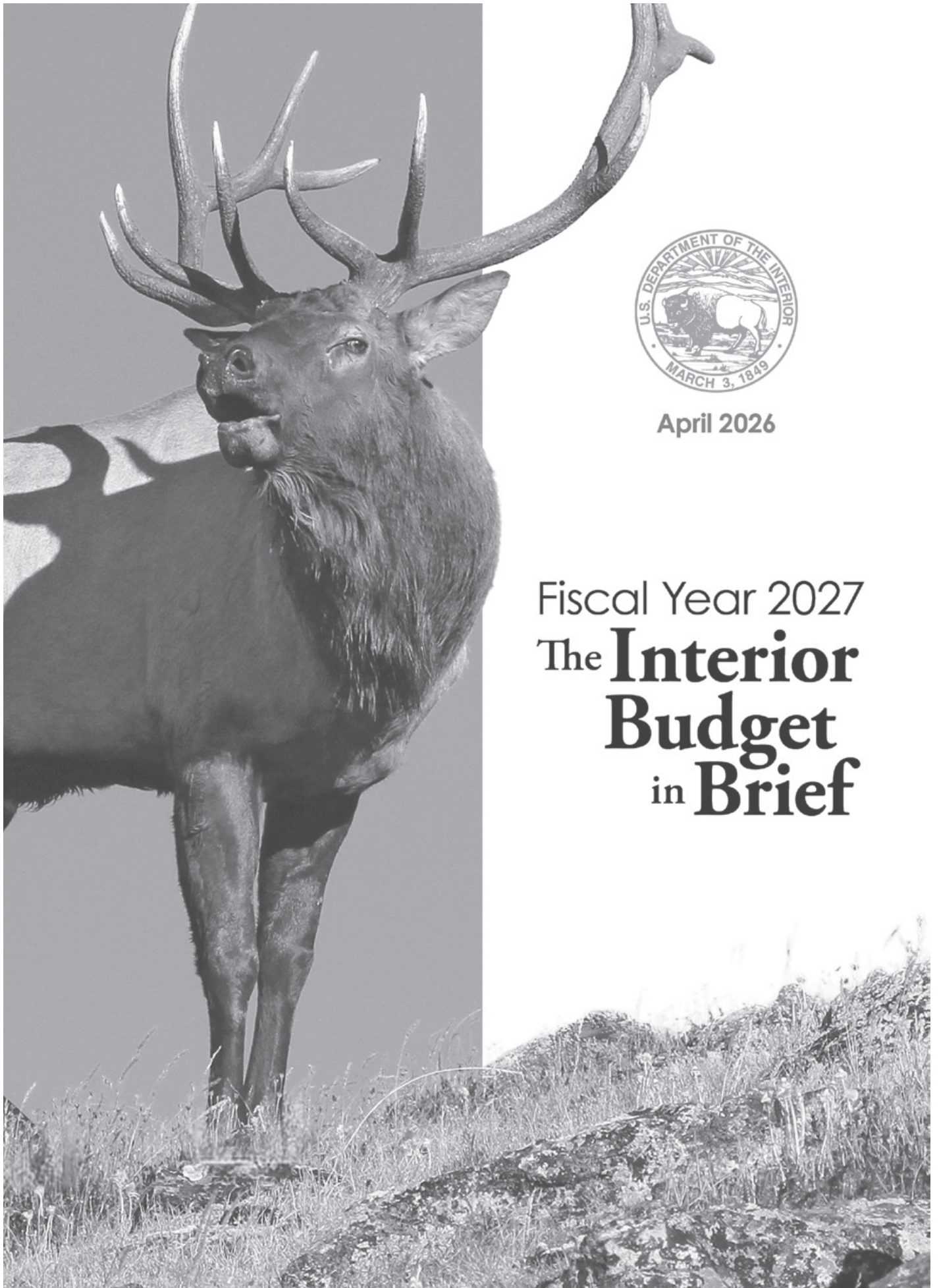


April 2026

Fiscal Year 2027  
The **Interior**  
**Budget**  
in **Brief**

Front cover photo:

Bull elk in Yellowstone National Park. *AdobeStock Photo.*



April 2026

Fiscal Year 2027  
The **Interior**  
**Budget**  
in **Brief**



# Table of Contents

## DEPARTMENTAL HIGHLIGHTS

Departmental Overview .....	DH-3
The 2027 Budget .....	DH-4
Advancing Energy Dominance .....	DH-6
Protecting Our People and Borders .....	DH-11
Combating Wildfires and Other Natural Risks .....	DH-13
Expanding Access to Our Land and Water Resources .....	DH-15
Upholding America’s Trust and Insular Responsibilities .....	DH-20
Optimizing the Federal Workforce and Workplace .....	DH-22
The Numbers .....	DH-23
Department of the Interior Facts .....	DH-24

## BUREAU HIGHLIGHTS

Budget Highlights .....	BH-3
Bureau of Land Management .....	BLM-1
Marine Minerals Administration .....	MMA-1
Office of Surface Mining Reclamation and Enforcement .....	OSMRE-1
Bureau of Reclamation .....	USBR-1
Central Utah Project Completion Act .....	CUPCA-1
U.S. Geological Survey .....	USGS-1
U.S. Fish and Wildlife Service .....	FWS-1
National Park Service .....	NPS-1
Bureau of Indian Affairs .....	BIA-1
Bureau of Indian Education .....	BIE-1
Bureau of Trust Funds Administration .....	BTFA-1
Office of Insular Affairs .....	OIA-1
U.S. Wildland Fire Service .....	USWFS-1
Departmental Offices .....	DO-1
Departmentwide Programs .....	DWP-1

## APPENDIXES

Comparison of 2025, 2026, and 2027 Budget Authority .....	A-1
Land and Water Conservation Fund .....	B-1
Land and Water Conservation Fund—Federal Land Acquisition .....	C-1
Receipts by Source Category .....	D-1
Energy Revenue Payments to States .....	E-1
Staffing .....	F-1



# Foreword

## Background and Organization

This document highlights the programs of the Department of the Interior and its 2027 President’s Budget request. The **DEPARTMENTAL HIGHLIGHTS** section summarizes budgetary resource requirements at the Department level and presents major departmentwide initiatives, programs, and budget proposals. The **BUREAU HIGHLIGHTS** section presents a narrative summary of the budget request for each bureau and an in-depth comparison in tabular form of 2026–2027 budgetary resource estimates. The **APPENDIXES** present tabular summaries of pertinent budgetary data. Appendix A is a departmentwide table, presenting the 2027 request with prior-year amounts. Other appendixes contain summaries and project-level information for the Land and Water Conservation Fund, receipt amounts, energy revenue payments to States, and staffing levels.

## Usage and Terminology

All year references are fiscal years unless noted, and the amounts presented reflect budget authority unless otherwise specified. Numbers in tables and graphs may not add to totals because of rounding. Numbers shown in brackets “[ ]” are displayed for informational purposes and are not included in totals.

The *2027 Interior Budget in Brief* displays 2026 funding in columns marked as 2026 Enacted, 2026 Estimate, or 2026. Amounts in the 2026 column reflect funding provided under the *Commerce, Justice, Science; Energy and Water Development; and Interior and Environment Appropriations Act, 2026* (Public Law 119–74), signed by the President on January 23, 2026. All 2026 funding amounts in this document reflect adjustments required in the *OMB Report to the Congress on the BBEDCA<sup>1/</sup> 251A Sequestration for Fiscal Year 2026*, which was issued on May 30, 2025.

References to 2025 Actual, 2025 Appropriations, or 2025 Enacted signify amounts made available under the *Full-Year Continuing Appropriations and Extensions Act, 2025* (Public Law 119–4). The 2025 amounts appearing in this volume reflect adjustments required in the *OMB Report to the Congress on the BBEDCA<sup>1/</sup> 251A Sequestration for Fiscal Year 2025*, which was issued on March 11, 2024.

Fixed costs refer to costs that are unavoidable in the short term (e.g., cost-of-living pay increases, General Services Administration-negotiated space rate costs, unemployment compensation, and governmentwide changes in health benefits). Tables in the President’s Budget typically include actual full-time equivalent (FTE) levels for the previous fiscal year and estimates for the two most current fiscal years. Total FTEs displayed in the tables are inclusive of staffing associated with allocated, reimbursable, and supplemental funding. Due to information available at the time of publication of the FY 2027 President’s Budget, variances in numbers may occur between the President’s Budget Appendix, Department, and bureau budget materials.

---

<sup>1/</sup> Balanced Budget and Emergency Deficit Control Act of 1985.

A list of frequently used acronyms follows:

AHMR	Abandoned Hardrock Mine Reclamation	LRF	National Parks and Public Land Legacy Restoration Fund
AVSO	Appraisal and Valuation Services Office	LWCF	Land and Water Conservation Fund
BA	Budget Authority	MMA	Marine Minerals Administration
BAR	Burned Area Rehabilitation	NEPA	National Environmental Policy Act
BBEDCA	Balanced Budget and Emergency Deficit Control Act (of 1985)	NIGC	National Indian Gaming Commission
BIA	Bureau of Indian Affairs	NMFS	National Marine Fisheries Service
BIE	Bureau of Indian Education	NOAA	National Oceanic and Atmospheric Administration
BLM	Bureau of Land Management	NPS	National Park Service
BOEM	Bureau of Ocean Energy Management	NRDAR	Natural Resource Damage Assessment and Restoration
BSEE	Bureau of Safety and Environmental Enforcement	OIA	Office of Insular Affairs
BTFA	Bureau of Trust Funds Administration	OIG	Office of Inspector General
CHF	Central Hazardous Materials Fund	ONRR	Office of Natural Resources Revenue
CR	Continuing Resolution	OS	Office of the Secretary
CUPCA	Central Utah Project Completion Act	OSMRE	Office of Surface Mining Reclamation and Enforcement
DFO	Departmental FOIA Office	OWF	Office of Wildland Fire
DO	Departmental Offices	PILT	Payments in Lieu of Taxes
DOI	Department of the Interior; Interior	P.L.	Public Law
DWP	Departmentwide Programs	SIPI	Southwestern Indian Polytechnic Institute
ECRP	Energy Community Revitalization Program	SOL	Office of the Solicitor
EO	Executive Order	TPA	Tribal Priority Allocations
EPA	U.S. Environmental Protection Agency	USBR	Bureau of Reclamation
ESA	Endangered Species Act	USDA	U.S. Department of Agriculture
FOIA	Freedom of Information Act	USFS	U.S. Forest Service
FTE	Full-Time Equivalent	USGS	U.S. Geological Survey
FWS	U.S. Fish and Wildlife Service	USWFS	U.S. Wildland Fire Service
GSA	General Services Administration	WCF	Working Capital Fund
GAOA	Great American Outdoors Act	WFM	Wildland Fire Management
IJA	Infrastructure Investment and Jobs Act		

# Departmental Highlights



Previous page photo:

Rafting a section with Class 1–2 rapids in New River Gorge National Park and Preserve in West Virginia. *NPS Photo.*

# Departmental Overview

"This year's budget delivers a clear framework for responsible resource management while rapidly expanding reliable baseload power.

These investments position our nation to safeguard its resources, strengthen its energy backbone, and secure America's leadership for generations to come."

—Secretary Doug Burgum



The Department of the Interior (Interior, Department) is the steward of 20 percent of the country's lands, including national parks, national wildlife refuges, multiple-use lands managed by the Bureau of Land Management (BLM) and the minerals associated with these public lands; provides access to the Outer Continental Shelf (OCS) and its associated minerals; is the largest supplier and manager of water in the 17 Western States and a supplier of hydropower energy; and upholds Federal trust responsibilities to Indian Tribes, individual Indians, and Alaska Natives. The Department is responsible for migratory wildlife conservation; historic preservation; endangered species conservation; surface-mined lands protection and restoration; geological and hydrological mapping; and financial and technical assistance for the Insular Areas.

Interior's budget request covers a broad spectrum of activities to conserve the country's resources, manage the country's cultural heritage, and to ensure American taxpayers benefit from their use. Those activities include operation of the National Park Service (NPS) and the U.S. Fish and Wildlife Service (FWS); land management responsibilities of the BLM; delivery of quality services to American Indians and Alaska Natives; management of resources on the OCS by the Marine Minerals Administration (MMA); research, data collection, and scientific activities of the U.S. Geological Survey (USGS); water management projects of the Bureau of Reclamation (USBR); regulatory responsibilities and reclamation activities of the Office of

Surface Mining Reclamation and Enforcement (OSMRE); wildland fire management by the new U.S. Wildland Fire Service (USWFS); and support for Insular Areas.

Interior-managed resources are a significant factor on America's Balance Sheet. Our domain includes more than 480 million acres of surface land, 750 million acres of subsurface and mineral estate, and nearly 3.2 billion acres offshore. We believe our federally managed natural resources are national assets that should be responsibly developed to grow our economy, help balance the budget, and generate revenue for American taxpayers. For example, BLM manages an array of valuable natural resources such as timber, oil, gas, and coal, providing access to resources that reduce energy costs, improve local economies, and support effective management of Federal lands. Interior manages lands, subsurface rights, and offshore areas that account for a significant portion of domestic energy production—approximately 10 percent of natural gas, 25 percent of oil, and 43 percent of coal. With commonsense approaches and modern systems, we can increase our returns to the taxpayer while protecting and conserving our beautiful lands, allowing wildlife to thrive, and enjoying clean air and clean water.

Under President Trump's leadership, the Administration is advancing a new era of abundance focused on economic growth,



Secretary Burgum visiting Olympic National Park in Washington.

DOI Photo.

national security, and fiscal responsibility. The 2027 budget supports this approach by expanding energy development on Federal lands and waters, strengthening domestic critical mineral exploration and production, and advancing American Energy Dominance to enhance U.S. economic and national security. Consistent with this strategy, the President's Budget prioritizes innovation-driven investments while reducing regulatory burdens that constrain development and increase costs. The budget advances core Presidential priorities, including enhanced border security, opening and maintaining land for livestock grazing to ensure food security, targeted investments to unlock American energy resources, more efficient and effective wildland fire management, and an optimized workforce structure that aligns staffing levels with mission requirements, improves operational efficiency, and maximizes the effective use of taxpayer resources.

## The 2027 Budget

Interior's 2027 budget totals \$16.1 billion in current authority and \$15.9 billion in net discretionary authority. An additional \$2.95 billion authorized for the Wildfire Suppression Operations Reserve Fund is accessible through a budget cap adjustment for wildfire suppression to ensure additional


funds are available in the event the regular annual appropriation is inadequate to meet suppression needs. The budget reflects President Trump's priorities to pursue American Energy Dominance, uphold law and order, and make Federal lands accessible for all Americans.

The 2027 budget features three proposals designed to improve the efficiency with which the Department fulfills its mission. The budget proposes a further strategic unification of the wildland fire programs currently implemented by the U.S. Department of Agriculture's U.S. Forest Service (USFS) into the Department's new USWFS to create an integrated and operationally more effective organization that streamlines Federal wildfire suppression response, risk mitigation, and coordination with non-Federal partners, including States, Tribes, and local communities with whom we fight fire. Also, the budget proposes to transfer the National Marine Fisheries Service's (NMFS) Office of Protected Resources and associated Endangered Species Act (ESA; Public Law 93-205) and Marine Mammal Protection Act (MMPA; Public Law 92-522) implementation responsibilities to FWS, which will reduce redundancies and streamline permitting. Finally, the budget proposes to reunite the Department's two offshore mineral management bureaus, the Bureau of Ocean Energy

Management (BOEM) and the Bureau of Safety and Environmental Enforcement (BSEE) into a single entity, MMA, to streamline governance of offshore energy and mineral resources, deliver greater value to the American public, and ensure the safe, expeditious, and orderly development of OCS resources.

The budget allocates \$681.9 million of mandatory funding for Interior’s Land and Water Conservation Fund (LWCF) programs, including \$384.2 million for grant programs and \$297.7 million for Federal purposes. Through matching grants to States and communities, the NPS State Assistance Program will continue to support locally led outdoor recreation projects and expand opportunities for all Americans to have meaningful recreational access. On the Federal side, the Department will prioritize funding for conservation easements that increase public access to recreational areas without increasing the Federal footprint. An additional \$153.2 million is estimated to be available for NPS State Assistance grants in 2027 from offshore oil and gas revenue in the Gulf of America.

The 2027 President’s Budget advances key Administration priorities, including American Energy Dominance, and making public lands accessible to all Americans for recreation, responsible development, and other authorized uses. Ongoing regulatory reform is enabling the Department to support improvements across a range of industries, including mining, agriculture, ranching, and logging, that will secure financial returns on federally owned land and mineral assets. The Department estimates revenues in 2027 will exceed \$19.75 billion—more than offsetting operational costs. The budget continues to propose reductions for duplicative programs and unnecessary grants and supports localized decision making to best support American communities. The budget includes resources to cover fixed costs, such as rent to maintain Interior’s core operations carried out by employees living and working in every corner of the country. The 2027 budget includes \$635.0 million for the Payments in Lieu of Taxes (PILT) program, ensuring continued support for rural communities with significant Federal land holdings.



Little River fall foliage in Great Smoky Mountains National Park, TN.

NPS Photo.

The 2027 President's Budget includes a new \$10.0 billion mandatory proposal, the Presidential Capital Stewardship Program at the National Park Service, which will allow the Administration to coordinate, plan, and execute targeted, priority construction and beautification projects in and around Washington, DC, to address years of inadequate maintenance. Once complete, these projects will improve safety and accessibility, rehabilitate historic buildings and landscapes, and enhance architectural grandeur so that Americans can once again be proud of their country's capital.

The 2027 budget also includes \$1.0 billion for a new Great Salt Lake Watershed Recovery Program, a comprehensive Federal program that will work collaboratively with the State of Utah to restore and protect the Great Salt Lake. The Department will work with partners, including the U.S. Army Corps of Engineers, the U.S. Department of Agriculture, and the U.S. Environmental Protection Agency, to make investments to improve water flows into and within the lake, restore ecosystems, remove invasive species, and address toxins in the lakebed outside of any active environmental remediation sites. Together, these investments will ensure the Great Salt Lake continues to support global aquaculture, serves as a domestic source of critical minerals, and drives economic activity in Utah and beyond.

## Advancing Energy Dominance

In the first year of the President's second term, the Department has made significant improvements in operations and policies to quickly implement Executive Orders and fulfill the Administration's goals. The Department has eliminated burdensome regulations that undermined efficient land management and economic development and has restored access to the National Petroleum Reserve in Alaska to capitalize on the country's vast energy resources. The Department issued a long-term schedule for offshore oil and gas lease sales in the Gulf of America and Alaska's Cook Inlet, as directed by the Working Families Tax Cut Act (Public Law 119-21). This sweeping legislation is a critical component of the Trump administration's Energy Dominance agenda. By committing to

a predictable sale schedule, the Department is delivering on President Trump's promise to expand American energy production and strengthen U.S. energy independence. The Department is developing a new 5-year National Outer Continental Shelf Oil and Gas Leasing Program to replace the last Administration's historically restrictive program, while providing critical updates to oil and gas regulations that enable operators to enhance production from multiple leases.

Pursuant to the Working Families Tax Cut Act, Interior has also been implementing key changes that will promote U.S. timber development. The Department is taking the regulatory actions needed to ensure the responsible management of our natural resources and public lands. Within the Department, BLM, MMA, USBR, OSMRE, and other relevant offices will work diligently to implement this landmark congressional action.

### Interior Advances American Energy Dominance Through the Working Families Tax Cut Act

"The Working Families Tax Cut Act is a historic piece of legislation that will restore energy independence and make life more affordable for American families by reversing disastrous Biden-era policies that constricted domestic energy production," said Interior Secretary Doug Burgum. "This marks a significant shift in how we manage our public lands, support energy development, and work with local communities. The Department is proud to implement President Trump's agenda and get the Federal Government back to working for the American people."

In the Gulf of America, MMA will hold at least two offshore lease sales each year through 2039. The first of those lease sales was held on December 10, 2025, and generated \$300 million in high bids—revenue that directly benefits American taxpayers. The second lease sale was held March 11, 2026, and the third will be held August 12, 2026.

In Alaska, MMA will resume leasing in the Cook Inlet Planning Area with a minimum of six offshore lease sales occurring by 2032. Lease sales provide certainty for industry, support investment in offshore infrastructure, and advance



Oil wells in North Dakota.

BLM Photo.

the Administration's goals of expanding domestic energy production, thus reducing reliance on foreign energy sources. The sales will serve as the backbone of America's offshore energy portfolio for years to come by ensuring a predictable stream of new exploration and drilling needed to facilitate future production.

Onshore, the Working Families Tax Cut Act returns the oil and gas royalty rate to a minimum 12.5 percent, reversing the 16.67 percent rate established in the Inflation Reduction Act (IRA; Public Law 117-169). This royalty rate reduction will help facilitate an estimated 225 additional leases in 2026, and, over the following few years, an average of 160 wells drilled on those additional lease areas. The Working Families Tax Cut Act also repealed the royalty requirement on extracted methane established by the IRA. That requirement recklessly forced producers to pay extremely burdensome fees or to use shut-in production. BLM will also conduct onshore lease sales quarterly in compliance with the Mineral Leasing Act (Public Law 119-21, as amended). The Working Families Tax Cut Act also eliminates expression of interest fees, which were paid by lessees to nominate land for leasing—another unnecessary measure passed in the IRA to restrict new energy production. Nominated parcels will now be leased within 18 months, and

new restrictions outside the conditions of approval included in Resource Management Plans may not be added. BLM has resumed quarterly lease sales and improved processing timeframes for Applications for Permits to Drill. Upon approval, a permit to drill will now be valid for a 4-year period rather than a 3-year period, and the Department is implementing legal definitions for eligible and available lands to reduce leasing disputes. Together, these actions will better leverage our unique geology to meet national energy needs.

Secretary Burgum's leadership has sparked renewed interest in American energy, and the 2027 budget will promote improved access to resources with even greater efficiency. The Department proposes to unite the two OCS management bureaus, BOEM and BSEE, creating the MMA. Unifying the bureaus will improve the Department's ability to effectuate the expeditious and orderly development of OCS resources; increase efficiency of interdependent activities, including exploration and development permitting; reduce regulatory burdens by creating a single bureau to interact with offshore industries; facilitate access to Federal waters to increase mineral resource development; improve safety outcomes by integrating cross-functional teams within the bureaus; and reduce administrative redundancy.



Geothermal pipelines in Nevada.

BLM Photo.

The 2027 budget prioritizes America’s energy independence with a strategy that focuses on the development of ample baseload power to lower the cost of living for Americans. As part of this effort, the budget eliminates support for intermittent energy programs that produce expensive, unreliable energy to the detriment of American consumers, businesses, and communities. Instead, the Department is aggressively revising regulations and policies to increase the production of affordable, reliable energy on Federal lands and waters. In August 2025, the Department issued revised policies in conformance with the Working Families Tax Cut Act to clarify expectations for downhole commingling of oil and gas resources, ensuring production methods protect well integrity and safety while enhancing resource recovery by as much as 10 percent. These efforts, coupled with new high-capacity deepwater production facilities, led to record oil and gas production in President Trump’s first year.

Under Secretary Burgum’s leadership, Interior continues to identify and analyze domestic resources to facilitate the exploration and development of energy and mineral resources to secure ample supplies and install needed infrastructure to support the development of domestic energy resources and critical minerals.

In 2025, BLM held 22 oil and gas lease sales and generated over \$356 million by leasing 367 parcels on nearly 328,000 acres across 10 States. In June 2025, the Department released a new report from USGS on undiscovered oil and gas resources, estimating that there are 29.4 billion barrels of oil and 391.6 trillion cubic feet of gas that are recoverable under the federally managed public lands of the United States.

To encourage westward expansion in the 1800s, the Federal Government’s land and mineral policy was to convey public domain lands in “fee simple,” meaning that lands, including all their associated mineral interests, were patented to private parties. That policy began to change in the early 1900s, with Congress passing statutes designed to allow the Federal Government to retain mineral interests when public domain lands were patented. Since then, the coal industry has faced often unreasonable Federal regulations such as the so-called Stream Protection Rule, which severely constrained coal mining, increased operational costs, and instigated litigation that delayed production. President Trump led efforts to eliminate this rule in his first term. Today, guided by President Trump’s Executive Order 14241, *Immediate Measures to Increase American Mineral Production* and Executive Order 14261, *Reinvigorating America’s Beautiful Clean*

*Coal Industry and Amending Executive Order 14241*, the BLM is streamlining approvals for projects in Montana, Wyoming, Tennessee, and beyond.

The Department is also expanding access to coal reserves, as required by the Working Families Tax Cut Act, which required Interior to make available for coal leasing a minimum of 4 million additional acres of the Federal mineral estate within 90 days of enactment and provide regulatory certainty for producers. Secretary Burgum exceeded that requirement by identifying more than 13 million acres with coal leasing potential and making them available to support the country's baseload energy requirements, create new jobs, and restore prosperity across our coalfield communities. In 2025, BLM generated more than \$47 million during four sales offering nearly 83 million tons of available Federal coal across 15,920 acres at the Freedom and Falkirk mines in North Dakota and two Warrior Met mines in Alabama. Further, Interior is implementing the Working Families Tax Cut Act by reducing royalty rates from 12.5 to 7 percent, which significantly decreases the per-ton cost of producing coal, again fostering new job opportunities and improving financial viability for communities and American companies.

Coal is essential to our national and economic security, as President Trump stated in Executive Order 14241. American coal provides reliable, affordable baseload electricity; metallurgical coal is foundational for bringing back our steel industry; and the mining and refining of coal and rare earth minerals are important for our defense and tech capabilities.

By expanding access to coal reserves, such as the recent approval of the Spring Creek mine expansion in Montana and the rescission of the 2024 Miles City Resource Management Plan that prohibited future coal leasing, and streamlining permitting processes, the Administration is removing long-standing regulatory barriers that have undermined American coal production. In support of the Trump administration's pursuit of American Energy Dominance, the Department is actively working to revitalize the coal mining industry through a series of decisive actions. Building on

Secretary's Order 3421, *Achieving Prosperity through Deregulation*, which calls on Interior agencies to review and remove outdated or overly complex rules, and President Trump's Executive Order 14154, *Unleashing Prosperity through Deregulation*, which requires agencies to balance the cost of new regulations by cutting old ones that create unnecessary economic burdens, OSMRE rescinded 14 obsolete or redundant regulations in a purposeful move to advance America's energy independence and economic vitality. The Department's continued push to modernize outdated regulations is strengthening America's energy independence while protecting the environment in a practical, balanced way.



Coal mining in Wyoming.

BLM Photo.



Timber in Oregon.

BLM Photo.

The Department's efforts support high-paying mining jobs and rural economies while strengthening U.S. energy independence by reducing our reliance on foreign energy sources. The funding requested in the 2027 President's Budget will support efforts to further reduce regulatory burdens and make the country's energy resources more accessible to industry and affordable to the American people.

Coal mining generates electricity to power our economy and creates thousands of well-paying jobs in communities across America. By supporting the domestic coal industry and removing Federal regulatory barriers that undermine coal production and encouraging the use of coal to meet growing domestic energy demands, the Department is ensuring that Federal policy does not discriminate against coal production or coal-fired electricity generation. The budget supports leasing and oversight of coal leasing on approximately 570 million acres through 273 Federal coal leases. BLM is reinvigorating America's coal industry through policy and regulatory reforms to ensure those acres remain open and accessible for development.

OSMRE works with States and Tribes to ensure the coal supply essential to the country's energy requirements—and to its economic and social well-being—is available while balancing environmental protection and the reclamation of coal mines following mining. The 2027 budget requests \$285.8 million for OSMRE to support those efforts. OSMRE's cooperation with States and Tribes recognizes the country's need for coal as an essential source of energy to increase our energy supply, lower electricity costs, stabilize our grid, create well-paying jobs, and support burgeoning industries.

Another key to unleashing American energy is effective and efficient implementation of the ESA. The 2027 budget increases funding to reduce environmental review timeframes for energy projects under the ESA. In addition, the budget proposes to transfer the NMFS's Office of Protected Resources and associated ESA and MMPA implementation responsibilities into FWS, which will reduce redundancies and streamline permitting.

## Information for Planning and Consultation (IPaC) Improving ESA Section 7 Consultations

FWS is constantly exploring the use of technology to cut redtape related to Section 7 consultations while conserving our country's natural resources. With innovative tools like ECOSphere, which includes FWS's web-based [Information for Planning and Consultation \(IPaC\)](#) application, FWS is reducing ESA compliance timeframes, while helping Federal agencies and applicants minimize effects to threatened and endangered species. This includes providing official species lists on demand and determination keys (DKeys), which use automation to reduce ESA Section 7 timeframes for covered projects by at least 50 percent. Together with ECOSphere, IPaC is critical to the Administration's consultation and regulatory streamlining goals, particularly for energy, critical mineral, and timber projects.

The transition of the NMFS Office of Protected Resources and associated ESA and MMPA implementation responsibilities to FWS will further streamline conservation efforts and reduce regulatory burdens on infrastructure and energy development. As part of this effort, FWS will work with NMFS to create a unified online portal with data on all ESA-listed species to facilitate consultations.

The Department is prioritizing critical minerals research and production by updating the USGS list of critical minerals on a more frequent basis and continuing to identify mineral deposits through ongoing geological mapping. The USGS budget includes \$142.5 million for Geology, Energy, and Minerals programs that support a broad range of research, including USGS's Earth Mapping Resources Initiative program, which provides high-quality energy and mineral characterizations that will afford greater understanding of the country's expansive resources. The 2027 budget establishes our position as the leading producer and processor of nonfuel minerals, including rare earth minerals, which will create jobs and prosperity at home, strengthen supply chains for the United States and its allies, and reduce the global influence of, and reliance on, resources from adversarial countries.

As Interior moves forward under Secretary Burgum's leadership, these initiatives set the foundation for a renewed focus on responsible

resource management and economic growth. BLM advanced 5 of the Trump administration's first critical mineral production projects and approved 39 projects across the country, covering more than 218,000 Federal acres. BOEM proposed revisions to regulations governing hard mineral resources on the OCS, aiming to advance exploration and development of critical minerals essential to national security, economic competitiveness, and technological progress and is preparing to hold three lease sales in the Pacific OCS and offshore Alaska. By advancing policies that capitalize on the country's resources, promote innovation, and honor America's heritage, the Department remains committed to serving the interests of the American people and strengthening the country's economic future.

## Protecting Our People and Borders

Interior's approximately 2,800 permanent Federal law enforcement officers serve on the front lines of public safety. Operating across six organizational units—including the Bureau of Indian Affairs (BIA), BLM, NPS, U.S. Park Police (USPP), FWS Federal Wildlife Officers, and FWS Office of Law Enforcement—these officers protect communities, secure the border, and safeguard America's public lands.

Interior law enforcement officers patrol remote border regions, protect Bureau of Indian Education (BIE) schools, and ensure the safety of visitors and residents across national parks, wildlife refuges, and public lands. The mission is broad and demanding, supported by specialized drug enforcement teams operating in Indian Country and on public lands, urban search-and-rescue units that respond to disasters, and backcountry teams capable of operating for days in rugged wilderness.

The Department's budget supports the continued protection of public lands for the American people, expands access for multiple use, and improves border security. We are driving improvements in efficiency, and this budget proposal focuses resources to maximize beneficial outcomes. For example, the budget includes an increase of \$111.6 million for the USPP, which is actively

engaged in addressing the District of Columbia's crime emergency that President Trump declared under Executive Orders 14333, *Declaring a Crime Emergency in the District of Columbia*, and 14339, *Additional Measures to Address the Crime Emergency in the District of Columbia*. The President's leadership has enabled the USPP to expedite the hiring of more than 300 new officers to keep America's capital and national parks safe and secure. USPP also provides enhanced physical security at iconic national parks, such as the Statue of Liberty, the National Mall, and the numerous monuments and memorials throughout Washington, DC, to guard against intrusions, vulnerabilities, and potential terrorist threats.

Interior's law enforcement officers deliver results. Across the country, our officers have removed millions of dollars' worth of opioids, including fentanyl and other drugs from our communities; locked up criminals; and saved lives. In August 2025, officers with NPS and BLM removed nearly 2,400 marijuana plants, 1 ton of trash, and stores of banned pesticides from an illegal growing operation in Sequoia National Park—a major achievement that keeps drugs out of our communities and protects our natural resources.

Interior law enforcement, led by the BIA Office of Justice Services, is also helping stem the flow of illicit drugs into communities in Indian Country. In 2018, the Trump administration established the Opioid Reduction Task Force, led by the BIA Office of Justice Services, to prevent illegal narcotics from being distributed in and around Indian Country. The Opioid Reduction Task Force is a coordinated intra- and interagency effort established to support the President's national call to end the opioid crisis. The Department reconstituted the task force and in November 2025, it successfully coordinated a drug interdiction operation on the Pueblo of Isleta Reservation in New Mexico. This effort was co-led by the BIA Division of Drug Enforcement and the Pueblo of Isleta Tribal Police. The operation, which also included the Homeland Security Task Force, resulted in the seizure of approximately 37,300 fentanyl pills, with a street value of nearly \$1.5 million, and \$37,877 in cash, protecting Indian Country and non-Indian communities from coast to coast from the scourge of deadly illegal drugs.

Responsible for hundreds of miles of the southern border, the Department's law enforcement officers are vested partners in the Administration's border security efforts. BLM rangers and special agents work alongside other Federal law enforcement

### **Interior Celebrates National Law Enforcement Appreciation Day with Pay Raise for Department Law Enforcement**

In January 2026, the Department marked National Law Enforcement Appreciation Day and the contributions of the Department of the Interior's law enforcement officers during the USPP Winter Promotion, Award and Graduation Ceremony. Secretary Burgum congratulated 35 USPP graduates who had completed training at the Federal Law Enforcement Training Center in Glynco, GA. These officers will support the safety and security of our country's capital and in New York City, NY, and San Francisco, CA, where the USPP serves the American people.

In recognition of the contributions of all of Interior's law enforcement officers, Secretary Burgum announced a 3.8 percent pay increase for all Department law enforcement officers. This action,

taken in accordance with Executive Order 14368, underscores the Trump administration's commitment to supporting the men and women whose service is critical to the safety of our communities and the protection of America's public lands and resources. The pay adjustment also advances efforts to recruit and retain highly qualified law enforcement professionals across the Department.

*"This pay increase reflects President Trump's deep appreciation for those who safeguard our nation's most iconic places, protect wildlife and natural resources, and ensure the security of the American people. By recognizing their service with this adjustment, we reaffirm our priority of keeping the public and our lands safe."*

– Secretary Doug Burgum



A USPP Mobile Command in Washington, DC.

NPS Photo.

professionals to patrol public lands along the border, including in Arizona where officers apprehended 48 individuals illegally present in the United States, arrested 2 U.S. citizens for illegal alien smuggling, seized four vehicles linked to smuggling, and seized 46.5 pounds of methamphetamine and 3 grams of cocaine.

In December 2025, Interior announced the transfer of jurisdiction of roughly 760 acres of public land in San Diego and Imperial Counties, CA, to the Department of the Navy for a 3-year period for the Navy to establish a National Defense Area to support ongoing border security operations. The land, originally reserved in 1907 by President Theodore Roosevelt for border protection purposes, is one of the highest traffic regions for unlawful crossings along the southern border, creating significant national security challenges and contributing to environmental degradation. Through those actions and others, the Department is implementing the Trump administration's priorities with fervor, and proposed investments in the USPP and other Interior law enforcement functions in the FY 2027 budget will advance those efforts.

## Combating Wildfires and Other Natural Risks

Wildfires are among the most urgent and costly threats facing the country. In 2025, 77,850 wildfires burned more than 5.1 million acres, endangering lives, destroying infrastructure, and disrupting local economies. The trend of increasingly severe and frequent fires has continued, as demonstrated by the August 2025 Lee Fire in northwestern Colorado. Ignited by lightning on BLM lands near Meeker during a period of extreme heat and dry conditions, the fire spread rapidly across sagebrush rangelands, ultimately burning more than 130,000 acres and becoming the fourth-largest wildfire in Colorado history and one of the largest fires in the United States during the 2025 fire year. Rapid growth prompted evacuations for nearby communities and emergency declarations as firefighting resources were mobilized.

The Lee Fire occurred alongside other fires in the region, including the nearby Elk Fire, illustrating how multiple large incidents can ignite at once and quickly strain firefighting resources. The fire burned extensive rangeland used for livestock



Firefighters work on a prescribed fire at Litchfield Wetland Management District in Minnesota.

DOI Photo.

grazing, damaged ranch infrastructure, and threatened energy and transportation infrastructure in the Piceance Basin, an important natural gas production region. Incidents such as the Lee Fire highlight the growing scale and complexity of wildfire risk across western working landscapes, where large fires can simultaneously threaten communities, disrupt regional economies, and stretch national wildfire response capacity.

Enhancing local wildfire response is a priority for the Trump administration, as mandated in Executive Order 14308, *Empowering Commonsense Wildfire Prevention and Response*. In alignment with this Executive Order and Secretary's Orders 3443, *Elevating and Unifying DOI's Wildland Fire Management Program*, and 3448, *Establishment of the U.S. Wildland Fire Service*, the 2027 budget will improve the ability of Federal, State, Tribal, and local agencies to respond quickly and effectively to wildfires. As wildfires grow larger and more destructive, these efforts will help safeguard communities, support first responders, and reduce risks to critical infrastructure.

The 2027 budget builds on the recent unification of wildland fire resources and operations within

the Department and the establishment on January 12, 2026, of the new USWFS. The USWFS is unifying Federal wildland fire resources and operations previously spread among several Interior bureaus and offices, including BIA, BLM, FWS, NPS, and the Office of Aviation Services.

The 2027 budget proposes a further strategic unification of the wildland fire programs of USFS and Interior. By consolidating the two Departments' command structures and appropriations into the USWFS within Interior, the USWFS will continue to streamline suppression operations, strengthen risk mitigation, and improve coordination with State, Tribal, and local partners. Following the interagency unification, the USWFS will employ all Federal wildland firefighters and fire management professionals, manage all Federal wildfire response policy, and oversee procurement and maintenance of all fire resources. This unified approach will eliminate duplication, accelerate response, and deliver a stronger, more effective national wildfire strategy.

The 2027 budget reflects this full interagency unification and invests directly in the equipment, tools, and workforce that protect communities from

wildfire. It fully funds permanent pay increases for Federal and Tribal wildland firefighters at all levels—including seasonal and temporary employees—and provides incident response premium pay, both of which were enacted in FY 2025. The budget also requests permanent extension of the premium pay cap waiver for wildland fire personnel. Those investments are essential to recruiting, retaining, and supporting the skilled firefighters needed to meet today's wildfire challenges. The 2027 budget also proposes to expand hazardous fuels mitigation authorities, including the use of targeted grazing, to address significant imminent wildland fire threats.

In addition to protecting communities from wildland fire, the Department plays a vital role in protecting lives and communities from natural disasters. USGS ensures that decision makers, first responders, and the public have access to trusted, actionable science. USGS provides critical information on earthquakes, floods, hurricanes, landslides, tsunamis, volcanic eruptions, wildfires, geomagnetic storms, and drought. The 2027 budget continues domestic seismic monitoring, coastal and marine hazard assessments, and storm scenario forecasting—helping communities prepare, respond, and recover while reducing loss of life and property.

## Expanding Access to Our Land and Water Resources

Millions of Americans visit Interior-managed lands each year, fueling a booming outdoor recreation economy and supporting jobs and small businesses nationwide. The Administration is committed to ensuring those lands remain accessible, welcoming, and responsibly managed.

Americans love the outdoors. According to the latest data from the Bureau of Economic Analysis, outdoor recreation generated more than \$600 billion in economic activity—2.3 percent of the U.S. gross domestic product. Interior's national parks, wildlife refuges, and other public lands—from Alaska to Florida to Maine and beyond—are frequent destinations for those seeking outdoor experiences that exist only here in America. In 2025, national wildlife refuges attracted more than 70 million

## Expanding the Training Pathway for Native American Youth in Wildland Fire Careers

In February 2026, the Department of the Interior announced a new partnership between BIA and BIE to prepare Native students for careers in wildland firefighting, strengthening the workforce while creating clear school-to-career pathways for Tribal youth. Following its establishment in January 2026, the USWFS also is expected to partner in this initiative.

Through the Native Youth Firefighter Training Program, high school and postsecondary students receive hands-on instruction, mentorship, and technical training that prepares them for seasonal and permanent positions with Tribal, Federal, and State fire programs. Students from Pine Ridge School, Cheyenne Eagle Butte School, and St. Francis Indian School in South Dakota, as well as Two Eagle River School in Montana, Northwest High School in New Mexico, and Sequoyah High School in Oklahoma, are currently participating. Officials are exploring future student participation through a dual enrollment program at Southwestern Indian Polytechnic Institute in New Mexico.

"Wildland firefighters protect lives, communities and some of our most treasured landscapes," said Secretary Doug Burgum. "This program invests directly in Native youth, builds a skilled workforce for the future and supports the Trump administration's priority to strengthen public safety and create practical career opportunities through education and training."

visitors annually, providing opportunities for hunting, fishing, hiking, wildlife viewing, and photography. Refuge recreation generates approximately \$3.2 billion in local economic activity each year. National parks attract more than 323 million visitors, generating \$56.3 billion in economic activity, to see iconic wildlife and vistas; national attractions, such as Mount Rushmore; and historic landmarks, such as Cedar Hill, home to Frederick Douglass. The 2027 budget request for the array of outdoor recreation programs and a wide range of other uses across the Department will ensure Americans can enrich their lives in a multitude of ways across our vast public lands.

The NPS continues improving the visitor experience by rehabilitating and improving park facilities.

Each year, millions of people visit national park units, and in past years many arrived to find rundown or inoperable facilities. Secretary Burgum has since made it a priority to repair, restore, and, when necessary, replace those facilities to make all of our national parks great again. NPS is reconstructing the entrance to Joshua Tree National Park to better serve visitors, the local community, and employee safety. NPS partnered with private industry and nonprofit organizations to install new freeze-resistant drinking fountains and bottle-filling stations along trails adjacent to the George Washington Memorial Parkway in Virginia to ensure year-round access and save taxpayers money from frequent costly repairs of outdated facilities. NPS completed an initial round of recovery projects to repair the Blue Ridge Parkway following landslides caused by Hurricane Helene, restoring access to popular park locations and adjacent public lands. Hundreds of projects are underway around the country in parks that will be a focus of celebrating America's upcoming 250th anniversary.

The budget includes \$226.2 million for NPS Visitor Services to ensure all national park units are accessible and welcoming.

As the capital of the greatest country in the history of the world, Washington, DC, should showcase beautiful, clean, and safe public spaces. However, many historic park features and public-facing infrastructure throughout the city show signs of decay, years of heavy public use, and inadequate maintenance. Under the President's leadership, the Administration is committed to making Washington, DC, safe, clean, and beautiful again. The budget includes \$10.0 billion in permanent funding to establish the Presidential Capital Stewardship Program within NPS to coordinate, plan, and execute targeted, priority construction and beautification projects in and around Washington, DC. Once complete, these projects will improve safety and accessibility, rehabilitate historic buildings and landscapes, and enhance architectural grandeur so that Americans can once again be proud of their country's capital.



A park ranger for Honouliuli National Historic Site giving a guided tour to visitors.

NPS Photo.



## Freedom 250

The Department of the Interior, in coordination with the Freedom 250 Network and the White House, has begun highlighting and restoring historic sites and paying tribute to figures that have defined American greatness and contributed to our national heritage. Over the next 5 years, the Department plans to direct more than \$345 million to preserve and restore America's most historic places.

In Secretary's Order 3439, Secretary Burgum designated Thursday, July 23, 2026, as the *Day of the American West* in recognition of its vital place in our country's history and identity and to celebrate it as part of the United States' semiquincentennial, America 250. This commemoration will honor the people, cultures, and traditions of the American West, whose values of independence, self-reliance, entrepreneurial spirit, and stewardship of the land have helped shape the character and destiny of the United States.

A long-standing symbol of American independence, entrepreneurial spirit, and freedom is the people of the American West. The American cowboy emerged when frontiersmen began moving westward to open new lands for economic prosperity. They were largely working people, raising cattle, sheep, and horses to support a growing population. Because law enforcement was scarce across the vast Western lands, an unwritten set of principles and values developed that guided the behavior in the Old West. This "Cowboy Code" emphasized respect for the land and animals, honesty, integrity, courage, bravery, self-reliance, independence, respect for others, loyalty, camaraderie, humility, modesty, hospitality, and helping others in need.

As we celebrate 250 years of American independence and achievement, recognizing the contributions of the West will be paramount and reflected across the country's public lands.

In addition, this generational investment in the restoration of Washington, DC, will drive economic development in the city, increase visitation from across the world, and lower future infrastructure lifecycle costs.

Programs supporting outdoor recreation on BLM lands represent a significant contribution to the economic engine for local and State economies. Over 84 million visitors each year engage in a wide variety of activities such as hiking, camping, hunting, mountain biking, and canyoneering, and their associated spending—such as on lodging, food, gear, fuel, and guide services—circulates through nearby communities, supporting small businesses and generating jobs. Recreation on BLM-managed lands, which has been among the President's priorities since he was first elected in 2016, has been linked to billions of dollars in economic output. For example, in FY 2024, outdoor recreation helped drive over \$13.5 billion in overall national economic output and supported nearly 83,000 jobs, illustrating how healthy outdoor tourism fuels employment and income in rural regions and beyond. Those economic benefits underscore the importance of public land recreation not just for quality of life but also as a vital contributor to regional economic vitality.

### Returning the Bureau of Land Management to Its Core Multiple-Use Mission

In just the final 2 months of 2025, BLM completed a series of achievements that will benefit communities and millions of acres of wildlife habitat, reflecting a dedication to supporting multiple uses of BLM lands. In November 2025, BLM sold nearly 21 million board-feet of timber in Idaho, Montana, and Oregon to support local mills and communities and proposed to eliminate the previous administration's "Public Lands Rule" that had the potential to block access to hundreds of thousands of acres of multiple-use land—preventing energy and mineral production, timber management, grazing, and recreation across the West. In December 2025, BLM conveyed nearly 1,000 acres as part of the Red Cliffs-Warner Valley Land Exchange to support future water management needs in fast-growing Washington County, UT; updated plans to enhance conservation of greater sage-grouse habitat while balancing access to public lands for responsible energy and mineral development across Idaho, Montana, the Dakotas, Nevada, California, Utah, and Wyoming; authorized a right-of-way across BLM-managed public lands in Nevada and Utah and the Humboldt-Toiyabe National Forest's Ely Ranger District for the construction of a high-voltage electric transmission line, strengthening the reliability and security of the U.S. electric grid, as stated in Executive Order 14262, *Strengthening the Reliability and Security of the United States Electric Grid*; and launched the "One Dollar One Tree" initiative to reduce permit fees for Christmas tree and firewood cutting to \$1 per tree or cord of wood during the holiday season.

National wildlife refuges attract more than 70 million visitors annually and provide opportunities for hunting, fishing, hiking, wildlife viewing, and photography. This Administration opened access to more than 87,000 acres of previously unavailable or restricted public lands for all types of recreation. The 2027 President's Budget requests \$417.0 million for the National Wildlife Refuge System to sustain those traditions and the communities they support.

Millions of Americans access Interior's public lands seeking peace and recreation and helping grow the booming outdoor recreation industry. In 2023, Americans enjoying hunting and fishing generated more than \$50 billion in economic activity. Interior plays a major role providing access to public lands for outdoor recreation, and this Administration continues to identify and provide access to previously unavailable or restricted public lands for all types of recreation.

The Department manages an infrastructure asset portfolio valued at more than \$440 billion. Roads, bridges, trails, water systems, visitor centers, and student dorms—even bathrooms, campgrounds, and drinking fountains—are all part of this critical, but often unnoticed, framework. After years of increased visitation and use, aging facilities and other vital structures feature more than \$30 billion worth of deferred maintenance. To address deferred maintenance, the President's budget proposes reauthorizing the Great American Outdoors Act (GAOA; Public Law 116-152) National Parks and Public Land Legacy Restoration Fund (LRF) at \$1.9 billion annually for 5 years. Through the GAOA LRF, the Department invests in assets and infrastructure so visitors, volunteers, and employees can safely enjoy our national parks and public lands for years to come. The GAOA LRF is a generational investment that maintains and restores assets at national parks, public lands, national wildlife



Mountains in Grand Teton National Park, WY.

DOI Photo.



Tourists enjoying the history of Washington, DC.

NPS Photo.

refuges, and BIE-funded schools. With increasing visitation to public lands and tens of thousands of aging assets, reauthorizing the GAOA LRF is critical to maintain the infrastructure that visitors, volunteers, and employees rely on to access and enjoy public lands. In addition, the Department looks forward to working with Congress to develop a proposal for new authority that would allow the Secretary to enter into licensing agreements for owned or controlled intellectual property, such as the National Park Service Arrowhead symbol, that serve as source indicators or brand identity for the agency.

USBR works in partnership with States, Tribes, and water and power users to address water challenges in the West. As the country's largest wholesale water supplier, USBR ensures reliable water and power delivery to more than 40 million people.

The FY 2027 budget includes \$1.3 billion for managing water resources to ensure millions of customers have reliable power and water delivery; to provide flood risk reduction; and to support more than 90 million visits annually at recreational areas created by USBR's operation of its reservoirs.

The budget for USBR continues to support water delivery projects that serve a significant number of

people across regions, including the Central Valley Project in California; the Colorado River Storage Project; and the Colorado-Big Thompson Project, which delivers water to eastern-slope project lands and associated communities.

### **The Great Salt Lake Watershed Recovery Program**

The budget includes \$1.0 billion for a new Great Salt Lake Watershed Recovery Program, a comprehensive Federal program that will work collaboratively with the State of Utah to restore and protect Utah's Great Salt Lake. Interior will use its significant water management, mapping and science, invasive species management, and land management expertise and capacity to carry out activities that support the long-term sustainability of the Great Salt Lake watershed, which is a critical ecological and economic asset to Utah, the region, and the country. The Department will work in partnership with cooperating Federal agencies to address ecosystem restoration and water level improvement to ensure the lake remains economically and environmentally viable now and for future generations. Interior and Federal partners will take action to improve water flows into and within the lake, restore ecosystems, remove invasive species, and address toxins in the lakebed outside of any active environmental remediation sites.



Secretary's Tribal Advisory Committee Meeting, May 5, 2025.

DOI Photo.

## Upholding America's Trust and Insular Responsibilities

Interior's programs maintain strong and important relationships with Native communities, delivering community services, restoring Tribal homelands, fulfilling commitments related to water and other resource rights, executing fiduciary trust responsibilities, supporting the stewardship of energy and other natural resources, creating economic opportunity, and providing access to education. The budget includes \$2.8 billion for Indian Affairs bureaus across the Department.

Under President Trump's leadership, Interior is upholding its trust responsibilities and supporting Indian Country by allocating funds for energy development, public safety, and infrastructure. The budget will increase efficiency as the Department strives to cut red tape and speed up approval processes for projects that improve the health and welfare of Indian Country, including approving Tribal broadband infrastructure projects as part of Secretary Burgum's commitment to streamline support for Tribal initiatives, from infrastructure to energy development. A new policy implemented in 2025 establishes a comprehensive framework for

the efficient and effective processing of right-of-way applications to build broadband infrastructure throughout Indian Country, with a focus on rural unserved and underserved Tribal communities. Obtaining rights-of-way for broadband networks is necessary for deploying new broadband projects on Tribal or individually owned Indian trust or restricted lands. Broadband includes various technologies, such as fiber optics, transmission lines, wireless, cable, internet, satellite, and so forth. Broadband infrastructure is essential to support economic growth, education, healthcare, and overall development of Tribal communities.

As an essential part of upholding the Federal Government's trust responsibility, Secretary Burgum has prioritized addressing the probate backlog across Indian Country. Under his leadership, the Department recently announced a new agreement with the State of Alaska that reflects a shared commitment to Alaska Native communities and establishes a framework to expedite probate case resolution, enabling assets to be returned to grieving families more quickly.

## Support for Trust Resources

The BIA trust programs assist Tribes in the management, development, and protection of Indian trust land and natural resources on 56 million surface acres and 59 million acres of subsurface mineral estates. These programs assist Tribal landowners to optimize stewardship and use of resources, providing benefits such as revenues, jobs, and the protection of cultural and traditional resources. Income from energy is one of the larger sources of revenue generated from trust lands, with energy lease revenues of \$996 million disbursed in 2025.

Secretary Burgum is also expanding efforts to cooperate with Tribes and Federal agencies to fulfill Federal trust responsibilities by committing to open-door engagement, transparency, and sustained communication with all 575 federally recognized Tribes. Department leaders met with the U.S. Department of Agriculture and the Coalition of Large Tribes in December 2025 to advance shared priorities across Indian Country. A key focus was addressing the probate backlog through expanded estate planning; modernization of legacy systems using secure, artificial intelligence (AI)-enabled tools; and supporting stronger partnerships to collect vital records earlier, helping to prevent delays and improve outcomes. The Department will also continue its commitment in FY 2027 to advancing Tribal sovereignty and combating violent crime, illegal drug activity, and the crisis of missing and murdered Indigenous people.

## Promises Made, Promises Kept

Upon President Trump's signing of legislation, and in fulfillment of his January 23, 2025, Presidential Memorandum, the Department of the Interior was pleased to add the Lumbee Tribe of North Carolina to the official list of federally recognized Tribes, formalizing the Tribe's government-to-government relationship and demonstrating the Administration's commitment to turning its priorities for Tribal communities into results.

BIE requests \$929.8 million in 2027 to invest resources in Indian education, including high-quality, culturally relevant instruction and student transportation. BIE serves as a capacity builder and service provider to support Tribes in

delivering culturally appropriate, academically rigorous education that allows students across Indian Country to achieve success. The BIE elementary and secondary school system includes 169 elementary and secondary schools and 14 dormitories and provides educational services to approximately 40,000 students in 23 States. The budget includes \$22.1 million for two Bureau-operated postsecondary institutions, Haskell Indian Nations University and Southwestern Indian Polytechnic Institute.

The 2027 budget also includes \$90.1 million to support Tribal and Individual Indian Money financial functions managed by the Bureau of Trust Funds Administration (BTFA). BTFA executes the Secretary's fiduciary trust responsibilities to properly account, receipt, invest, disburse, reconcile, and report on approximately \$8.8 billion in Indian trust funds on behalf of Tribes (more than 4,300 accounts) and individuals (more than 414,000 accounts). BTFA disburses more than \$1 billion annually and has received 13 consecutive unmodified audit opinions for its management of individual Indian trust funds. BTFA also maintains the official archive of American Indian Records, safeguarding millions of original, historic documents that detail the Federal Government's treaty obligations to American Indians and Alaska Natives.

Interior proudly upholds the Federal Government's trust responsibilities to Tribes, American Indians, Alaska Natives, and the Native Hawaiian Community while maintaining vital relationships with U.S. territories and the Freely Associated States. The Office of Insular Affairs (OIA) helps coordinate Federal policy for American Samoa, Guam, the Commonwealth of the Northern Mariana Islands, and the U.S. Virgin Islands to support the development of efficient and effective government while also honoring each area's unique history and culture. OIA also manages several Federal funding programs for the Insular Areas that include discretionary technical assistance for the Insular Areas and Compact of Free Association funding to the Federated States of Micronesia, the Republic of the Marshall Islands, and the Republic of Palau.

In November 2025, the Department awarded \$37.6 million in grant funding to the Insular Areas that supports and strengthens health and education systems, invests in critical infrastructure, and increases access to reliable and affordable energy. The FY 2027 budget includes \$103.0 million for OIA to continue to strengthen U.S. territories, support economic development, and counter foreign influence in strategically critical regions.

## Optimizing the Federal Workforce and Workplace

During 2027, Interior will continue to focus on streamlining operations, accelerating decision making, and lowering costs for taxpayers. The Department is committed to advancing good government principles by improving the efficiency and transparency of its internal operations and systems. The Department will continue to reduce duplication through shared services and implement governmentwide reforms through policy modernization, acquisition improvements, and updated workforce practices. These improvements reduce administrative burden, increase consistency in decision making, and generate long-term cost savings for the taxpayer.

With approximately 43,000 buildings and 90,000 structures nationwide, Interior is actively divesting excess assets, streamlining leases, and prioritizing infrastructure investments that support mission-critical services. In 2027, Interior will

continue implementing President Trump's goal to reduce the size of the Federal Government and associated costs, particularly by working closely with the General Services Administration and the Federal Real Property Council to ensure every dollar is used effectively.

The Department's commitment to financial transparency and accountability is evidenced by Interior earning its 29th consecutive unmodified (clean) audit opinion on its FY 2025 financial statements by an independent accounting firm. The Department has built a solid foundation of robust financial policies, processes, and internal controls in conformity with Generally Accepted Accounting Principles and standards prescribed by the Federal Accounting Standards Advisory Board. The FY 2025 Annual Financial Report gives a comprehensive view of Interior's financial activities and affirms our commitment to sound financial practices supporting the Department's efforts to responsibly manage taxpayer dollars.

The Department is modernizing its operations to deliver results more efficiently and responsibly. Current initiatives focus on completing enterprise deployments, maturing cybersecurity capabilities, accelerating cloud adoption, transforming the digital customer experience, and increasing data and AI literacy to support mission delivery. During FY 2027, Interior will continue to advance innovation, collaboration, and solutions that address the pressing challenges of our time.



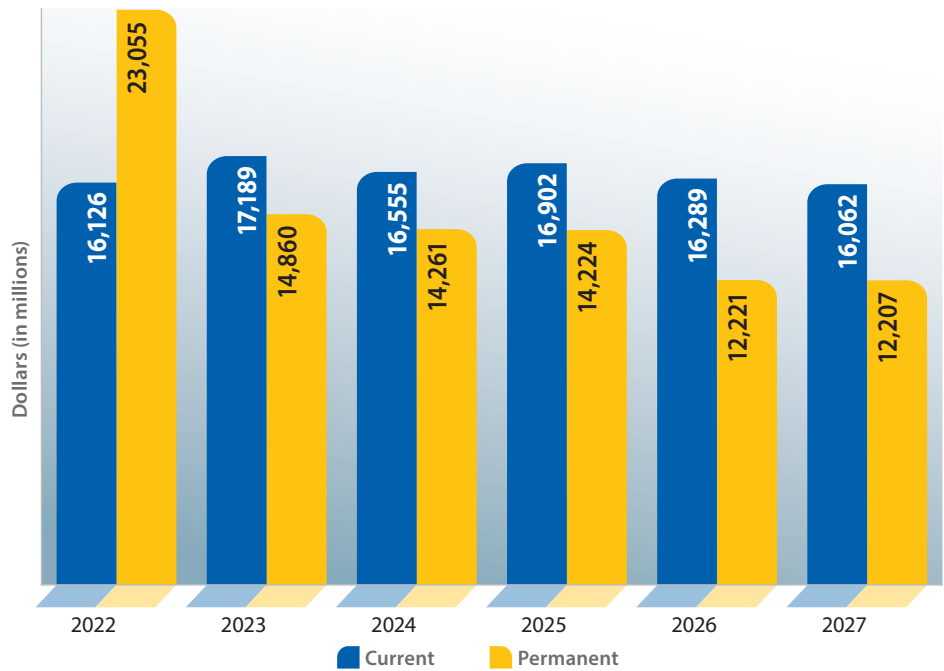
Two rope team members scale Hoover Dam during a training session.

USBR Photo.

## The Numbers

### Department of the Interior Funding

The Department's 2027 budget request totals \$16.1 billion in current authority. Of that amount, \$14.8 billion is requested for programs funded by the Interior, Environment, and Related Agencies Appropriations Act. The 2027 request for the Bureau of Reclamation and Central Utah Project Completion Act, funded in the Energy and Water Development Appropriations Act, is \$1.3 billion in current appropriations. In 2027, Interior will generate receipts of \$19.8 billion.



## Budget Authority and Receipts

(dollar amounts in millions)

	2025 Actual	2026 Enacted	2027 Request	Change
<b>BUDGET AUTHORITY</b>				
Total Current Appropriations (w/ transfers, w/o supplementals and cap adjustment) .....	16,902	16,289	16,062	-227
Total Permanent Appropriations (w/o legislative proposals) .....	14,224	12,221	12,207	-13
<b>TOTAL</b> .....	<b>31,125</b>	<b>28,510</b>	<b>28,270</b>	<b>-240</b>
<b>RECEIPTS</b>				
Onshore Energy Mineral Leasing .....	7,463	8,042	8,246	+203
Offshore Energy Mineral Leasing .....	5,776	6,331	6,342	+11
Other Offsetting Receipts .....	3,591	3,473	3,368	-105
Other Receipts .....	1,849	1,801	1,797	-3
<b>TOTAL</b> .....	<b>18,679</b>	<b>19,647</b>	<b>19,753</b>	<b>106</b>

\* Note: Numbers may not add to totals due to rounding.

## Department of the Interior Facts

**Land**—Interior manages more than 480 million acres, or about 20 percent of the land area of the United States; more than 700 million acres of subsurface minerals; and more than 760 million acres of submerged land in five national monuments. The Department also has jurisdiction over nearly 3.2 billion acres of the Outer Continental Shelf.

**Parks, Refuges, and Public Lands**—Interior manages 433 units of the National Park System, 573 national wildlife refuges, 71 fish hatcheries, and one historic fish hatchery as well as 25 national conservation areas and similarly designated areas and 31 national monuments in BLM's national conservation lands.

**Volunteers**—Interior benefits from more than 179,000 volunteers, who provide more than 5.3 million hours of service, valued at an estimated \$187 million per year.

**Revenues**—Interior collects revenues from energy, minerals, grazing, timber, land sales, and other revenue-producing activities. Interior's estimated revenue projections in 2026 are \$19.6 billion.

**Water**—The Department is the largest supplier and manager of water in the 17 Western States. USBR manages 491 dams and 296 reservoirs that deliver water to more than 31 million people and one out of every five Western farmers irrigating 10 million acres of farmland.

**Energy**—Interior manages lands, subsurface rights, and offshore areas that produce 10 percent of natural gas, 25 percent of oil, and 43 percent of coal.



Rafting down the Trinity River in California with the Trinity River Restoration Program.

USBR Photo.

## Department of the Interior Facts *(continued)*

**Visitation**—Annually, more than 565 million visits are made to BLM public lands, national park units, national wildlife refuges and fish hatcheries, and USBR recreation sites.

**American Indians**—The Department provides services to American Indians and Alaska Natives from the 575 federally recognized Tribes in the 48 contiguous States and Alaska. Services include education, law enforcement, and leasing for economic activities, including farming and energy development. Interior has responsibility for the largest land trust in the world. Today, the Indian trust includes \$8.8 billion in trust funds and approximately 56 million surface acres and 59 million acres of subsurface mineral estates.

**Science**—Interior provides science for use in understanding, mapping, and managing natural resources and hazards. Data are available to the public from more than 12,000 streamgages and more than 4,000 earthquake sensors. Interior is also responsible for operating two Earth observation satellites: the Landsat 8 and 9 missions.




USGS scientists measure gas emissions during episode 28 of the Halema'uma'u Kilauea summit eruption.

USGS Photo.



# Bureau Highlights



Previous page photo:

Hoodoos in Bryce Canyon National Park, UT. *NPS Photo.*

# Budget Highlights

This section summarizes the budget request of the bureaus and offices of the Department. The graph below and the tables on the following pages show the allocation of the proposed 2027 budget authority to the bureaus and offices. Additional details on the Department’s budget authority can be found in Appendix A.

## Fiscal Year 2027 Current Appropriations

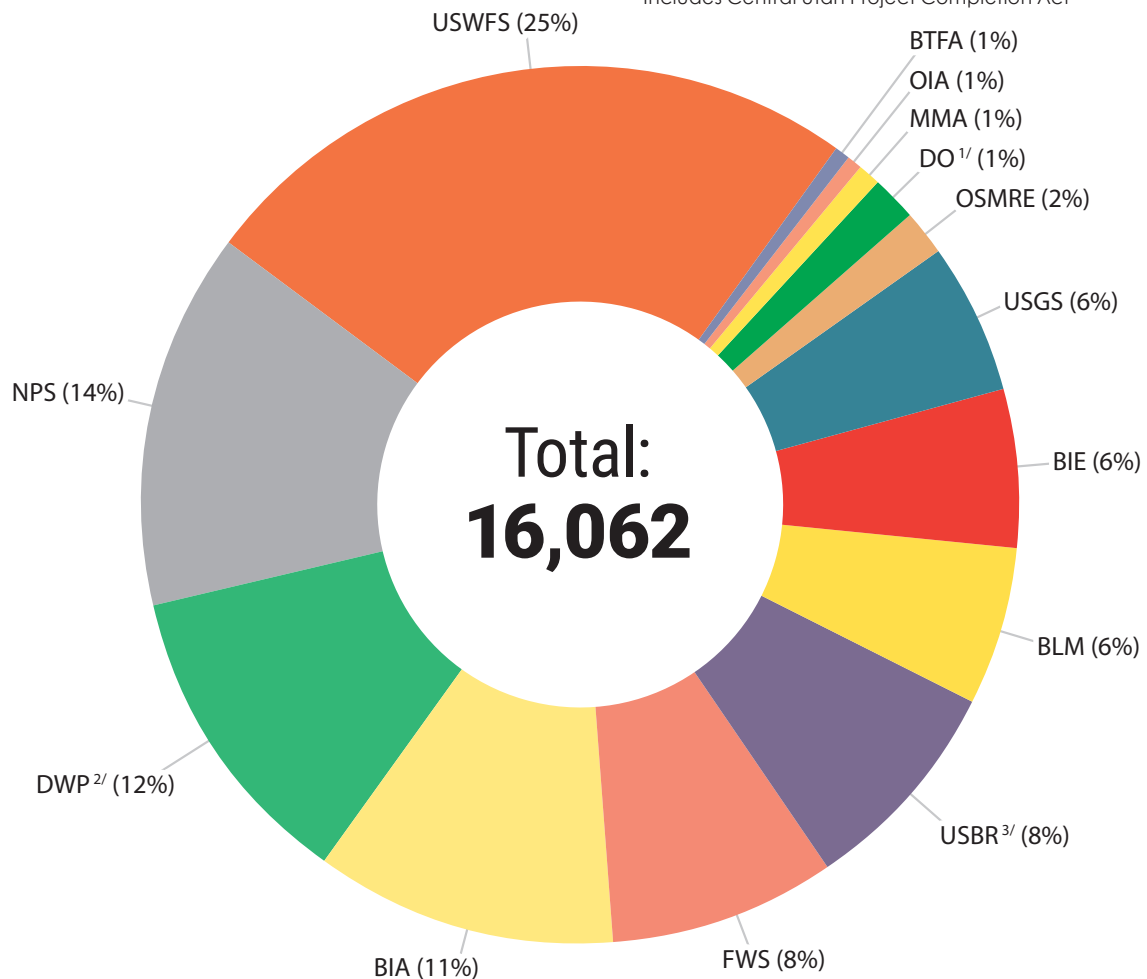
(dollar amounts in millions)

BIA	1,784	DWP <sup>2/</sup>	1,856	OSMRE	286	USGS	893
BIE	930	FWS	1,327	USBR <sup>3/</sup>	1,292	USWFS	3,962
BLM	936	MMA	161				
BTFA	90	NPS	2,206				
DO <sup>1/</sup>	237	OIA	103				

<sup>1/</sup> Includes Departmental Operations, Office of the Solicitor, and Office of Inspector General.

<sup>2/</sup> Includes Payments in Lieu of Taxes, Office of Natural Resources Revenue, Central Hazardous Materials Fund, Energy Community Revitalization Program, Natural Resource Damage Assessment and Restoration, Great Salt Lake Watershed Recovery Program, Working Capital Fund, and National Parks and Public Land Legacy Restoration Fund.

<sup>3/</sup> Includes Central Utah Project Completion Act



\* Note: Numbers may not add to 100 percent due to rounding.

# Current Budget Authority by Bureau<sup>1/</sup>

(dollar amounts in millions)

Bureau	2025 Actual	2026 Enacted	2027 Request	Change
<b>Current Budget Authority</b>				
Bureau of Land Management .....	1,463	1,415	936	-479
Bureau of Ocean Energy Management .....	161	119	0	-119
Bureau of Safety and Environmental Enforcement .....	168	137	0	-137
Marine Minerals Administration .....	0	0	161	+161
Office of Surface Mining Reclamation and Enforcement .....	279	285	286	+1
U.S. Geological Survey .....	1,450	1,420	893	-528
Fish and Wildlife Service .....	1,678	1,650	1,327	-323
National Park Service .....	3,335	3,264	2,206	-1,058
Bureau of Indian Affairs .....	2,472	2,431	1,784	-647
Bureau of Indian Education .....	1,366	1,366	930	-437
Bureau of Trust Funds Administration .....	100	100	90	-10
Office of Insular Affairs .....	124	118	103	-15
U.S. Wildland Fire Service .....	0	0	3,962	+3,962
Departmental Offices				
Departmental Operations .....	147	131	128	-3
Office of the Solicitor .....	98	84	60	-24
Office of Inspector General <sup>2/</sup> .....	67	65	49	-17
<i>Subtotal, Departmental Offices</i> .....	312	280	237	-44
Departmentwide Programs				
Wildland Fire Management <sup>2/</sup> .....	1,153	1,147	0	-1,147
Central Hazardous Materials Fund .....	10	9	6	-3
Energy Community Revitalization Program .....	5	5	0	-5
Natural Resource Damage Assessment Fund .....	8	7	5	-2
Working Capital Fund .....	108	91	76	-15
Payments in Lieu of Taxes .....	645	635	635	0
Great Salt Lake Watershed Recovery Program .....	0	0	1,000	+1,000
Office of Natural Resources Revenue .....	168	160	134	-26
<i>Subtotal, Departmentwide Programs</i> .....	2,096	2,053	1,856	-197
Bureau of Reclamation .....	1,875	1,627	1,275	-352
Central Utah Project Completion Account .....	23	23	17	-6
<b>Total, Current Budget Authority (w/o supplementals and cap adjustment) ..</b>	<b>16,902</b>	<b>16,289</b>	<b>16,062</b>	<b>-227</b>
Wildfire Suppression Operations Reserve Fund (cap adjustment) <sup>3/</sup> .....	360	370	2,950	+2,580
American Relief Act (P.L. 118-158) .....	3,127	0	0	0
Infrastructure Investment and Jobs Act (P.L. 117-58) .....	2,325	2,320	0	-2,320
<b>Total, Current Budget Authority (w/ supplementals and cap adjustment) ....</b>	<b>22,713</b>	<b>18,979</b>	<b>19,012</b>	<b>+33</b>

<sup>1/</sup> Subtotals and totals reflect rounding and may not equal the total of the bureaus and offices as displayed in this table.

<sup>2/</sup> The 2026 Enacted column includes appropriations provided to the Office of Inspector General and the Wildland Fire Management account through repurposing provisions in the Commerce, Justice, Science; Energy and Water Development; and Interior and Environment Appropriations Act, 2026 (P.L. 119-74).

<sup>3/</sup> Includes Wildfire Suppression Operations Reserve Fund amounts included in Departmentwide Programs in FY 2025 and FY 2026, and the U.S. Wildland Fire Service in FY 2027.

# Total Budget Authority by Bureau<sup>1/</sup>

(dollar amounts in millions)

Bureau	2025 Actual <sup>2/3/</sup>	2026 Enacted <sup>3/</sup>	2027 Request	Change
<b>Total Budget Authority</b>				
Bureau of Land Management .....	1,947	1,765	1,276	-489
Bureau of Ocean Energy Management .....	161	119	0	-119
Bureau of Safety and Environmental Enforcement .....	168	137	0	-137
Marine Minerals Administration .....	0	0	161	+161
Office of Surface Mining Reclamation and Enforcement .....	1,516	1,506	1,560	+54
U.S. Geological Survey .....	1,522	1,485	893	-591
Fish and Wildlife Service .....	4,188	3,605	3,263	-342
National Park Service .....	6,684	5,032	13,964	+8,932
Bureau of Indian Affairs .....	2,849	2,772	2,028	-744
Bureau of Indian Education .....	1,526	1,370	933	-437
Bureau of Trust Funds Administration .....	379	372	371	-1
Office of Insular Affairs .....	1,205	902	855	-47
U.S. Wildland Fire Service <sup>4/</sup> .....	0	0	6,912	+6,912
Departmental Offices				
Departmental Operations .....	4,386	4,692	4,641	-51
Office of the Solicitor .....	98	84	60	-24
Office of Inspector General <sup>5/</sup> .....	78	68	49	-20
<i>Subtotal, Departmental Offices</i> .....	4,563	4,845	4,750	-95
National Indian Gaming Commission .....	33	32	31	-1
Departmentwide Programs				
Wildland Fire Management <sup>5/</sup> .....	1,414	1,408	0	-1,408
Wildfire Suppression Operations Reserve Fund .....	360	370	0	-370
Central Hazardous Materials Fund .....	10	9	6	-3
Energy Community Revitalization Program .....	5	5	0	-5
Natural Resource Damage Assessment Fund .....	664	651	649	-2
Working Capital Fund .....	108	91	76	-15
Payments in Lieu of Taxes .....	645	635	635	0
Great Salt Lake Watershed Recovery Program .....	0	0	1,000	+1,000
Office of Natural Resources Revenue .....	168	160	134	-26
National Parks and Public Land Legacy Restoration Fund .....	1,931	342	1,763	+1,421
<i>Subtotal, Departmentwide Programs</i> .....	5,305	3,670	4,263	+593
Bureau of Reclamation .....	4,867	3,559	1,554	-2,005
Central Utah Project Completion Account .....	26	28	20	-8
<b>Total Budget Authority</b> .....	<b>36,937</b>	<b>31,200</b>	<b>42,835</b>	<b>+11,635</b>

<sup>1/</sup> Amounts displayed in this table reflect reduction to permanent accounts required by the Balanced Budget and Emergency Deficit Control Act of 1985. Subtotals and totals reflect rounding and may not equal the total of the bureaus and offices as displayed in this table.

<sup>2/</sup> The 2025 Actual column includes \$3.1 billion in emergency supplemental funding provided in the American Relief Act (P.L. 118-158) and \$1.2 billion in permanent funding provided in the Working Families Tax Cut Act (P.L. 119-21). More information can be found in Appendix A.

<sup>3/</sup> The 2025 Actual and 2026 Enacted columns include \$2.3 billion in emergency supplemental funding provided in the Infrastructure Investment and Jobs Act (P.L. 117-58). More information can be found in Appendix A.

<sup>4/</sup> Includes Wildfire Suppression Operations Reserve Fund amounts included in the U.S. Wildland Fire Service in FY 2027.

<sup>5/</sup> The 2026 Enacted column includes appropriations provided to Office of the Inspector General and the Wildland Fire Management account through repurposing provisions in the Commerce, Justice, Science, Energy and Water Development; and Interior and Environment Appropriations Act, 2026 (P.L. 119-74).





# Bureau of Land Management

## Mission

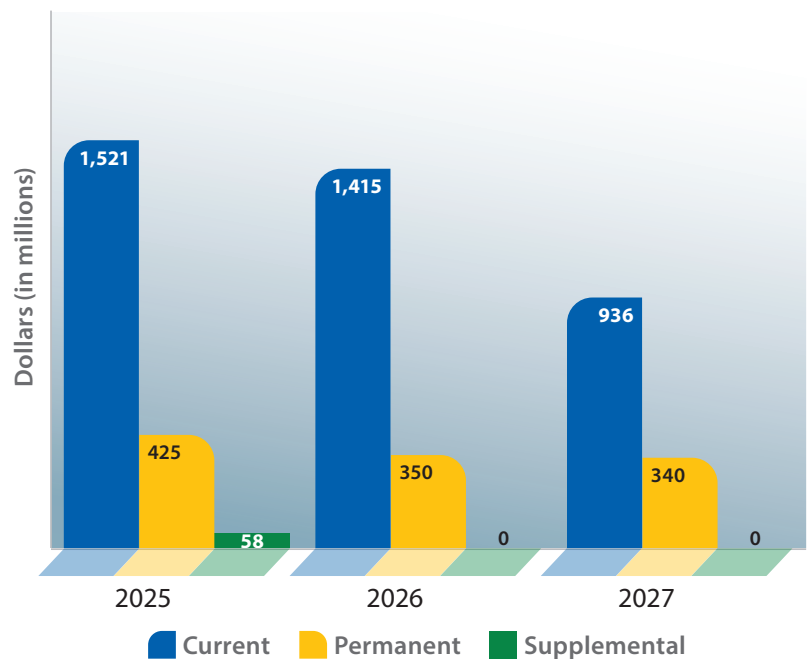
The Bureau of Land Management (BLM) carries out the provisions of the Federal Land Policy and Management Act (Public Law 94-579) ensuring public lands are maintained for multiple use and sustained yield for the use and enjoyment of present and future generations.

## Budget Overview

The 2027 BLM budget for current appropriations is \$936.1 million. This amount includes \$830.9 million for the Management of Lands and Resources appropriation and \$65.8 million for the Oregon and California Grant Lands appropriation, which are BLM's principal operating accounts. The request will support an estimated 5,836 full-time equivalents (FTE) in 2027.

The budget advances the Administration's priorities related to American Energy Dominance, promoting economic growth, maintaining healthy rangelands, and reducing the cost of living. BLM is committed to facilitating and maximizing the development of the Federal surface and subsurface estate managed by BLM, pursuant to multiple Executive Orders (EO) and Secretary's Orders (SO) aimed at strengthening the country's energy independence and national security and fueling economic growth. The 2027 budget will continue efforts to improve resource management planning as well as streamline grazing

## BLM Funding



permit and right-of-way (ROW) processing to achieve greater efficiencies. The budget will also be used to make BLM rangelands more productive to provide additional forage for livestock.

## Management of Lands and Resources

The 2027 budget prioritizes the Trump administration's commitment to American Energy Dominance and boosting economic growth with substantial resources for BLM's oil, gas, coal, and critical mineral management programs. Increasing domestic energy production will lower energy prices for Americans, enhance our national security, and generate vital revenues for the U.S. Treasury and State governments.

Within Energy and Minerals Management, Oil and Gas Management is funded at \$115.8 million, \$7.0 million above the 2026 Enacted level, and Oil and Gas Inspection and Enforcement is funded at \$53.2 million, \$3.8 million above the 2026 Enacted level. The budget request supports BLM's efforts to implement the President's direction in EO 14154 and the

## BUREAU OF LAND MANAGEMENT Facts



- BLM was established in 1946 through consolidation of the General Land Office and the U.S. Grazing Service.
- The Bureau administers more than 245 million surface acres of public land and 700 million acres of onshore subsurface mineral estates—more land than any other Federal agency. Bureau management adheres to the multiple-use and sustained-yield obligations under the Federal Land Policy and Management Act, which includes development of energy resources; solid mineral exploration and development; timber production; domestic livestock grazing; outdoor recreation; fish and wildlife conservation; and the conservation of natural, historical, cultural, and other resources on public lands.
- BLM administers about 18,000 grazing permits and leases on nearly 155 million acres of public land in nearly 22,000 grazing allotments.
- The Bureau processed 6,702 APDs in 2025.

Secretary's corresponding SO 3418, *Unleashing American Energy*, by encouraging energy exploration and production on Federal lands and reducing burdens on the development of domestic energy resources. BLM will continue to streamline permit processing of Applications for Permits to Drill (APD) and increase lease sales in accordance with the Mineral Leasing Act (Public Law 119–21, as amended).

The Working Families Tax Cut Act (Public Law 119–21) resets the royalty rate for new Federal onshore oil and gas production to a minimum of

12.5 percent, reversing the 16.67 percent rate set by the Inflation Reduction Act (Public Law 117–169). Lowering the Federal onshore royalty rate reduces the cost of doing business on public lands, making oil and gas development more economically attractive to industry. Already, lease sales are setting records, with a recent BLM Utah lease sale resulting in \$10 million more than the last record-setting sale in the State. Such circumstances will spur additional leasing and drilling activity, which, in turn, supports increased domestic energy production and reduces reliance on foreign oil. BLM lease sales are supporting American Energy Dominance by



BLM geologist explains the process of gold panning and the properties of gold that make it possible at the Campbell Creek Science Center in Alaska.

BLM Photo.



Night aerial ignition operations on the Burdick RX in the High Desert District in Wyoming.

BLM Photo.

unlocking investment, strengthening our energy security, creating jobs, and ensuring Americans have access to affordable and reliable energy.

The budget request also supports BLM's efforts to implement EO 14153 and SO 3422, *Unleashing Alaska's Extraordinary Resource Potential*, to maximize development of the significant oil and gas resources available in the National Petroleum Reserve-Alaska and the 1002 Area of the Arctic National Wildlife Refuge. The Department is restoring common-sense management of the National Petroleum Reserve and modernizing resource policy in Alaska to expand responsible development, reduce regulatory burdens, and position the reserve to deliver full economic benefits for Alaska and the country.

The 2027 budget also strongly maintains Federal coal as an important component of America's energy portfolio, given its critical role in ensuring the country has sufficient baseload electricity-generation capacity to support our modern economy. With the passage of the Working Families Tax Cut Act, BLM is opening millions of acres of Federal land for coal leasing at reduced royalty rates. The BLM is also unlocking critical minerals, indispensable to almost every industry, from mine waste. These policy initiatives put

American energy workers first and reflect the Administration's American Energy Dominance policy, ensuring abundant, affordable energy while reducing reliance on foreign sources of coal and minerals.

BLM's Land Resources programs will seek to expand the use of appropriate tools to achieve better outcomes for wild horse and burro management, rangeland health, and containment of program costs. The request includes funds within the Rangeland Management program for fuels treatment and wildfire prevention. Activities will include vegetation treatments and postfire, long-term restoration to promote the enduring health and productivity of public lands while reducing the risk of catastrophic wildfire. In 2027, BLM will continue efforts to improve and streamline grazing permit processing to achieve greater efficiencies and service to permittees while striving to meet the Bureau's land condition objectives. BLM will also reopen allotments that were previously closed to grazing, including those that were impacted by wild horse overpopulations. BLM will also streamline ROW processing, with an emphasis on ROW actions and cadastral services that advance the Administration's energy and economic development goals.

Within Resource Protection and Maintenance, BLM will emphasize Resource Management Plans that support Administration priorities, including developing energy and infrastructure, evaluating multi-use land plan effectiveness, and streamlining planning and National Environmental Policy Act (NEPA; Public Law 91-190) compliance processes. BLM will continue to work closely with State and local law enforcement officers to coordinate efforts and maximize program effectiveness. The Bureau will continue to focus on the highest priority abandoned mine lands and hazardous waste issues, in cooperation with State, Federal, and Tribal agencies and other partners.

Realty and Ownership Management includes several high-priority initiatives. The Alaska Conveyance program will accelerate the conveyance of land entitlements to individuals, Alaska Native Claims Settlement Act (ANCSA; Public Law 92-203) corporations, and the State of Alaska. Specific actions will include the evaluation of withdrawn areas to make additional lands available for energy development and finalizing land conveyances, including the Alaska Vietnam Era Veterans Native Allotments. The Cadastral, Lands, and Realty Management program will focus on creating process efficiencies, reducing processing times, and eliminating workload backlogs on ROW

authorizations needed for oil, gas, and mineral development.

The budget also supports work within the Resource Management Planning program to streamline NEPA permitting through advanced technical infrastructure, expedited permitting, leveraging of artificial intelligence, and improved internal processes.

Amounts for Mining Law Administration are fully offset by revenue from mining claim maintenance and location fees. The additional funding will support BLM's implementation of the Administration's priorities regarding critical mineral sourcing and supply chains by enhancing BLM's capacity for reviewing mining plans of operation and conducting inspections.

### **Oregon and California Grant Lands**

The 2027 budget for the Oregon and California Grant Lands programs totals \$65.8 million. The program will prioritize active forest management through an increase in timber production and through forest thinning to increase resilience to catastrophic wildfire, insect and disease infestations, and drought.

### **Fixed Costs**

Fixed costs of \$695,000 are fully funded.



A geothermal site in Nevada.

BLM Photo.

## SUMMARY OF BUREAU APPROPRIATIONS

(dollar amounts in thousands)

### *Comparison of 2027 Request with 2026 Enacted*

	2026 Enacted		2027 Request		Change	
	FTE	Amount	FTE	Amount	FTE	Amount
<b>Current</b>						
Management of Lands and Resources .....	4,873	1,260,166	3,875	830,900	-998	-429,266
Oregon and California Grant Lands .....	526	115,521	500	65,798	-26	-49,723
Range Improvements .....	20	9,430	18	9,430	-2	0
Service Charges, Deposits, and Forfeitures .....	152	0	152	0	0	0
Miscellaneous Trust Funds .....	88	30,000	89	30,000	+1	0
Subtotal, Current .....	5,659	1,415,117	4,634	936,128	-1,025	-478,989
<b>Permanent</b>						
Working Capital Fund .....	34	0	34	0	0	0
Land Acquisition .....	30	66,027	30	58,877	0	-7,150
Miscellaneous Permanent Payment Accounts .....	0	40,587	0	45,487	0	+4,900
<b>Permanent Operating Funds</b>						
Expenses, Road Maintenance Deposits .....	7	3,500	7	4,400	0	+900
Federal Land Disposal Account .....	0	52	0	0	0	-52
Forest Ecosystem Health and Recovery Fund .....	148	15,572	151	16,000	+3	+428
Lincoln County Land Sales .....	6	1,421	6	2,598	0	+1,177
NPR-2 Lease Revenue Account .....	0	5	0	5	0	0
Operations and Maintenance of Quarters .....	2	500	2	850	0	+350
Oil and Gas Permit Processing Improvement Fund .....	293	55,312	293	56,352	0	+1,040
Recreation Enhancement Act, BLM .....	168	33,000	170	34,000	+2	+1,000
Southern Nevada Public Land Management .....	68	127,922	68	114,456	0	-13,466
Stewardship Contract Excess Receipts .....	0	47	0	50	0	+3
Timber Sale Pipeline Restoration .....	18	3,897	18	4,000	0	+103
White Pine County Special Account, 85% Federal Share .....	0	245	0	940	0	+695
Subtotal, Permanent Operating Funds .....	710	241,473	715	233,651	5	-7,822
Miscellaneous Trust Funds .....	6	1,650	6	1,650	0	0
Helium Fund .....	12	56,500	12	24,000	0	-32,500
Offsetting Collections .....	0	-56,500	0	-24,000	0	+32,500
Subtotal, Permanent .....	792	349,737	797	339,665	5	-10,072
<b>Reimbursable, Allocation, and Other</b>						
Allocation .....	1,199	0	71	0	-1,128	0
Reimbursable .....	334	0	334	0	0	0
Subtotal, Reimbursable, Allocation, and Other .....	1,533	0	405	0	-1,128	0
<b>TOTAL, BUREAU OF LAND MANAGEMENT .....</b>	<b>7,984</b>	<b>1,764,854</b>	<b>5,836</b>	<b>1,275,793</b>	<b>-2,148</b>	<b>-489,061</b>

## HIGHLIGHTS OF BUDGET CHANGES

By Appropriation Activity/Subactivity  
(dollar amounts in thousands)

### APPROPRIATION: Management of Lands and Resources

	2025 Actual	2026 Enacted	2027 Request	Change
<b>Land Resources</b>				
Rangeland Management .....	106,346	107,846	78,873	-28,973
Public Domain Forest Management .....	11,881	10,381	6,433	-3,948
Cultural Resources Management .....	19,225	19,225	0	-19,225
Wild Horse and Burro Management .....	141,972	144,000	106,769	-37,231
Subtotal, Land Resources .....	279,424	281,452	192,075	-89,377
<b>Wildlife Habitat Management and Aquatic Resources</b>				
Aquatic Resources .....	55,917	55,917	26,595	-29,322
Wildlife Habitat Management .....	142,980	142,980	33,343	-109,637
Subtotal, Wildlife Habitat Management and Aquatic Resources .....	198,897	198,897	59,938	-138,959
<b>Recreation Management</b>				
Wilderness Management .....	14,447	18,447	0	-18,447
Recreation Resources Management .....	57,600	53,600	27,998	-25,602
Subtotal, Recreation Management .....	72,047	72,047	27,998	-44,049
<b>Energy and Minerals Management</b>				
Oil and Gas Management .....	102,473	108,831	115,819	+6,988
Oil and Gas Inspection and Enforcement .....	48,386	49,386	53,225	+3,839
Coal Management .....	18,945	15,945	17,552	+1,607
Other Mineral Resources Management .....	17,927	12,927	11,061	-1,866
Renewable Energy .....	19,344	25,000	0	-25,000
Subtotal, Energy and Minerals Management .....	207,075	212,089	197,657	-14,432
<b>Realty and Ownership Management</b>				
Alaska Conveyance .....	31,654	32,662	22,063	-10,599
Cadastral, Land and Realty Management .....	67,834	57,334	55,474	-1,860
Subtotal, Realty and Ownership Management .....	99,488	89,996	77,537	-12,459
<b>Communication Site Management</b>				
Communication Site Management .....	2,000	2,000	2,000	0
Offsetting Collections—Communication Site Management .....	-2,000	-2,000	-2,000	0
Subtotal, Communication Site Management .....	0	0	0	0
<b>Resource Protection and Maintenance</b>				
Resource Management Planning .....	72,500	60,000	40,780	-19,220
Resource Protection and Law Enforcement .....	28,000	28,500	28,618	+118
Abandoned Mine Lands and Hazardous Materials Management .....	53,000	53,000	30,245	-22,755
Subtotal, Resource Protection and Maintenance .....	153,500	141,500	99,643	-41,857
<b>Transportation and Facilities Maintenance</b>				
Annual Maintenance and Operations Cost .....	35,000	33,560	19,973	-13,587
Deferred Maintenance and Capital Improvements .....	20,000	15,000	11,413	-3,587
Subtotal, Transportation and Facilities Maintenance .....	55,000	48,560	31,386	-17,174

**APPROPRIATION: Management of Lands and Resources** *(continued)*

	2025 Actual	2026 Enacted	2027 Request	Change
National Conservation Lands .....	54,635	59,135	14,278	-44,857
Workforce and Organizational Support				
Administrative Support .....	56,000	45,973	37,277	-8,696
Bureauwide Fixed Costs .....	92,000	73,557	64,400	-9,157
Information Technology Management .....	26,700	33,714	28,711	-5,003
Subtotal, Workforce and Organizational Support .....	174,700	153,244	130,388	-22,856
Mining Law Administration				
Mining Law Administration .....	39,696	42,696	42,696	0
Offsetting Collections—Mining Law Administration .....	-39,696	-42,696	-42,696	0
Subtotal, Mining Law Administration .....	0	0	0	0
Congressionally Directed Spending .....	0	3,246	0	-3,246
SUBTOTAL APPROPRIATION .....	1,294,766	1,260,166	830,900	-429,266
American Relief Act (P.L. 118–158) .....	58,115	0	0	0
TOTAL APPROPRIATION .....	1,352,881	1,260,166	830,900	-429,266

**APPROPRIATION: Oregon and California Grant Lands**

	2025 Actual	2026 Enacted	2027 Request	Change
Western Oregon Construction and Acquisition .....	341	369	210	-159
Western Oregon Information and Data Systems .....	1,387	1,887	1,074	-813
Western Oregon National Conservation Lands .....	706	817	465	-352
Western Oregon Resources Management .....	102,753	101,325	57,714	-43,611
Western Oregon Transportation and Facilities Maintenance .....	10,334	11,123	6,335	-4,788
TOTAL APPROPRIATION .....	115,521	115,521	65,798	-49,723

**APPROPRIATION: Range Improvements**

	2025 Actual	2026 Enacted	2027 Request	Change
Farm Tenant Act (P.L. 75–210) Lands Improvement ...	1,821	1,821	1,821	0
Public Lands Improvements .....	8,179	8,179	8,179	0
SUBTOTAL APPROPRIATION .....	10,000	10,000	10,000	0
Sequestration .....	-570	-570	-570	0
TOTAL APPROPRIATION .....	9,430	9,430	9,430	0

**APPROPRIATION: Service Charges, Deposits, and Forfeitures**

	2025 Actual	2026 Enacted	2027 Request	Change
Adopt-a-Horse Program .....	1,324	980	0	-980
Commercial Film and Photography Fees .....	2,317	25	290	+265
Copy Fee Account .....	452	333	720	+387
Cost Recoverable Realty Cases .....	0	1,691	1,000	-691
Energy and Minerals Cost Recovery .....	3,513	2,597	3,500	+903
Recreation Cost Recovery .....	4,378	3,234	5,000	+1,766
Repair of Damaged Lands .....	4,410	3,259	6,000	+2,741
Rights of Way Processing .....	28,867	21,330	21,500	+170
Timber Contract Expenses .....	10	7	100	+93
Trans Alaska Pipeline .....	2,088	1,544	3,000	+1,456
Offsetting Collections—Service Charges, Deposits, and Forfeitures .....	-47,359	-35,000	-41,110	-6,110
TOTAL APPROPRIATION (w/ oc) .....	0	0	0	0

**APPROPRIATION: Miscellaneous Trust Funds**

	2025 Actual	2026 Enacted	2027 Request	Change
Resource Development Protection and Management—California Off-Highway .....	7,119	8,000	8,444	+444
Resource Development Protection and Management—FLPMA .....	36,256	21,381	20,937	-444
Rights of Way .....	157	68	68	0
Wildlife and Fish Conservation and Rehabilitation—Sikes Act (P.L. 86-797) .....	0	551	551	0
TOTAL APPROPRIATION .....	43,532	30,000	30,000	0



# Marine Minerals Administration

## Mission

The Marine Minerals Administration (MMA) will manage development of the country's offshore energy, mineral, and geological resources in an economically beneficial and environmentally responsible way while promoting safety and conserving the country's offshore resources through vigorous regulatory oversight and enforcement.

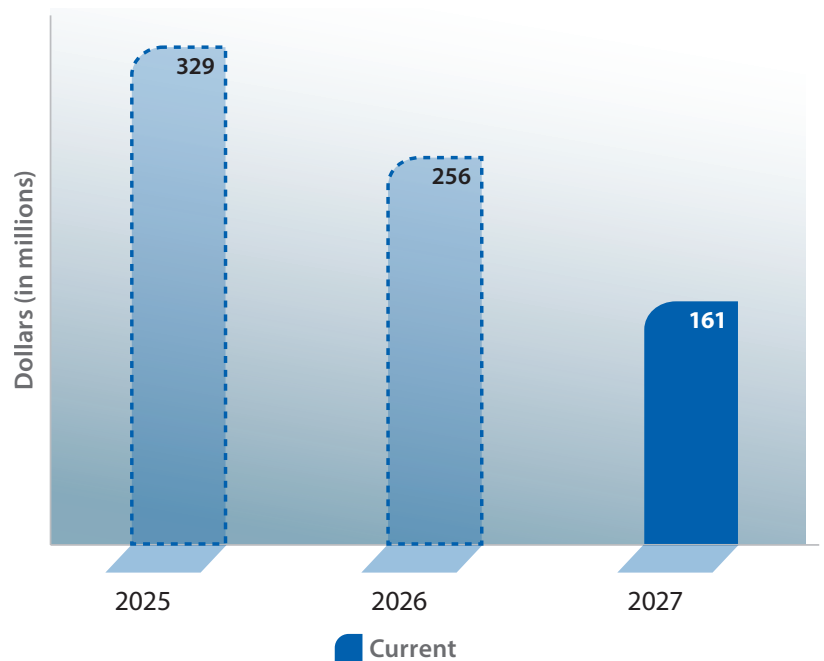
## Budget Overview

The 2027 budget request for MMA is \$296.2 million, including \$161.0 million in current appropriations and \$135.2 million in offsetting collections from offshore rental receipts, inspection fees, and cost recoveries, and is estimated to support 874 full-time equivalents (FTE). MMA will focus on efficient permitting and expediting of offshore oil and gas and critical mineral leasing as the country moves toward energy and critical mineral dominance, thus fostering prosperity, spurring economic growth, and ensuring America's national security.

## Bureau Reunification

Following the tragic Deepwater Horizon incident in the Gulf of America in April 2010, the Department reorganized the former offshore regulator (the Minerals Management Service) into three distinct bureaus to address perceived operational challenges. Subsequent reviews of the incident concluded the root causes were primarily operational failures, not structural deficiencies within the former bureau. In addition, numerous

## MMA Funding



Note: Table displays FY 2025 and FY 2026 funding for BOEM and BSEE.

Federal regulations were strengthened in response to the disaster to address the contributing factors. The Department proposes a strategic reunification of the Bureau of Ocean Energy Management (BOEM) and the Bureau of Safety and Environmental Enforcement (BSEE) into a single bureau to better align with the Department's mission, streamline governance of offshore energy and mineral resources, and deliver greater value to the American public. This reunification is grounded in four themes:

- **Unleashing American Offshore Energy and Critical Mineral Potential**

MMA will continue to play a major role in helping drive historic growth in offshore oil and gas production and mineral development, reinforcing the country's position as a global energy and critical minerals leader, strengthening national security, and driving American prosperity.



- As of March 2026, the Department managed more than 1,900 active leases in the Gulf of America, the Pacific Ocean, and the waters off the shore of Alaska.
- Interior was responsible for operational oversight of nearly 1,300 structures across the OCS and performed more than 10,500 offshore inspections in FY 2025, ensuring safety of operations and full resource development from subsea mineral reservoirs.
- The Department successfully conducted the first 2 of more than 30 offshore lease sales required by the Working Families Tax Cut Act (Public Law 119-21)—generating nearly \$350 million in high bids for leases in the Gulf of America.
- Following Executive Order 14154, *Unleashing American Energy*, the Department implemented new parameters for downhole commingling in the Paleogene (Wilcox) reservoirs of the Gulf of America, which could increase production by 10 percent over the next 10 years.

- **Unwavering Commitment to Safety on the Outer Continental Shelf (OCS)**

MMA will maintain enhanced safety protocols and rigorous oversight across all OCS activities throughout the span of the energy life cycle, ensuring the highest standards of environmental and operational safety.

- **Preservation and Enhancement of Human Capital Assets**

MMA will prioritize strategies that attract subject matter experts across the full resource

development life cycle, ensuring a resilient and capable workforce.

- **Operational Integration and Readiness**

With embedded operations in New Orleans, LA; Camarillo, CA; and Anchorage, AK, MMA will be positioned for immediate and seamless integration, minimizing disruption and maximizing continuity in energy operations.


Merging the existing bureaus will improve the efficiency of interdependent activities, reduce



A drillship operates in the Gulf of America.

BOEM Photo.

## Number of Offshore Lease Sales



Number of Lease Sales	2021	2022	2023	2024	2025	2026	2027	2028	2029	2030
<b>Gulf of America</b>	1	1	1	1	0	3	2	2	2	2
<b>Alaska</b>	0	0	1	0	0	1	2	1	0	1

The table above includes the Working Families Tax Cut Act sales (Gulf of America and Alaska’s Cook Inlet) and one Alaska frontier sale (Beaufort Sea) scheduled for early in the 11th National OCS Program. Additional oil and gas lease sales may be scheduled in accordance with the 11th Program sales schedule once finalized.

regulatory burdens, facilitate access to Federal resources, and reduce administrative redundancy.

### Marine Minerals Administration Account

The 2027 budget proposes \$286.7 million for the development of energy, mineral, and geological resources on the OCS and ensuring that offshore operations are safe and conducted in an environmentally responsible manner. These funds support high-priority offshore oil and gas development and permitting activities, including implementing the National OCS Oil and Gas Leasing Program, the Bureau’s inspection program, and economic analysis and resource evaluation. In FY 2027, MMA will conduct lease sales required by the Working Families Tax Cut Act (Public Law 119–21) and complete a new National OCS Oil and Gas Leasing Program, advancing

implementation of Executive Order (EO) 14154, *Unleashing American Energy*, through activities supporting the development of OCS oil and gas resources, thereby ensuring that energy is affordable and promotes a healthy economy. The budget will enable MMA to analyze areas under consideration for leasing, perform outreach and coordination with communities and stakeholders, solicit input, and expedite lease sale assessments required by the National Environmental Policy Act (NEPA). The budget eliminates support for inefficient and expensive renewable energy programs that subsidize unreliable, intermittent energy projects to the detriment of American consumers, businesses, military readiness, and wildlife. The budget proposes establishing an inspection fee for existing offshore wind facilities similar to the fees applied to offshore oil and gas inspections.

MMA will oversee prospecting and leasing activities on the Federal seabed, where critical minerals can be found. Offshore critical minerals are essential to U.S. economic and national security and are used for consumer electronics, energy production, healthcare, transportation, and national defense. MMA is developing a National Offshore Critical Minerals Inventory, using information collected from collaborative work with our partners at the U.S. Geological Survey and the National Oceanic

and Atmospheric Administration, to locate and assess deposits of these minerals and their environs. MMA will continue to champion EO 14285, *Unleashing America's Offshore Critical Minerals and Resources*, to advance critical mineral priorities by expediting leasing and mineral deposit mapping and coordinating with territorial, State, local, and Tribal governments. The budget also supports sand and gravel resources, which are used for beach nourishment and to support restoration



An offshore oil and gas facility in the Gulf of America.

BOEM Photo.

of hundreds of miles of the country's coastline, protecting communities and billions of dollars of infrastructure.

MMA's Environmental Programs and Enforcement budget request will ensure offshore mineral development is guided and informed by the best available science, as required by EO 14303, *Restoring Gold Standard Science*. These programs fund the scientific research required by the OCS Lands Act (Public Law 83-212, as amended) to inform energy, mineral, and geological resource development on the OCS. A focus on research ensures the transparent and accessible integration of applied science with MMA's analyses to support durable mineral development decisions. These resources will enable MMA to conduct the necessary programmatic environmental analyses, compliance verification, and enforcement of environmental standards, including specialized offshore inspections, outreach and coordination with stakeholders, and public comment review and analysis; fund environmental studies specific to the planning areas under consideration; and fund lease sale NEPA assessments.

As the Administration works to expand domestic energy production and advance American Energy Dominance, MMA will effectively oversee the energy life cycle on the OCS through its mission and operations. This work will reflect a careful balance between resource development, production goals, decommissioning priorities, safety, and environmental protection in alignment with the OCS Lands Act.

MMA will also focus on fostering safe, secure, and reliable energy production. The Bureau will achieve this goal through well-developed and measured application of its programs and operations through efficient permitting, appropriate standards and regulations, effective compliance monitoring and

enforcement, technical assessments, environmental reviews, inspections, incident investigations, resource conservation, and preparedness planning. These efforts will advance American Energy Dominance to ensure that offshore energy remains a viable and accessible asset as it serves the interests of the country and its citizens. As a steward of the country's OCS oil, gas, and mineral resources, MMA will also protect Federal royalty interests by making sure oil and gas production methods maximize recovery from underground reservoirs. MMA will ensure operators and industry are prepared to mitigate substantial threats and respond to oil discharges and other incidents from offshore facilities by emphasizing quality assurance in all operations, including training, equipment testing, periodic unannounced drills, research and development endeavors, and stakeholder engagement.

### **Oil Spill Research**

The 2027 budget request includes \$9.5 million for Oil Spill Research to support research on the prevention of and response to oil pollution, as authorized by the Oil Pollution Act of 1990 (Public Law 101-380). The Oil Spill Research program plays a pivotal role in initiating applied research to support decision making on the methods and equipment needed to prevent or mitigate oil spills, a critical component of the offshore permitting process. Funds are used to sponsor testing of new equipment and methods and to support the Ohmsett testing and training activities. Located in Leonardo, NJ, the Ohmsett testing facility is the only one of its kind in the world, providing full-scale equipment and methodology testing for offshore spills in a safe, controlled environment.

### **Fixed Costs**

Fixed costs of \$111,000 are fully funded.

## SUMMARY OF BUREAU APPROPRIATIONS <sup>1/</sup>

(dollar amounts in thousands)

### Comparison of 2027 Request with 2026 Enacted

	2026 Enacted <sup>2/</sup>		2027 Request		Change	
	FTE	Amount	FTE	Amount	FTE	Amount
<b>Current</b>						
Ocean Energy Management .....	537	119,352	0	0	-537	-119,352
Offshore Safety and Environmental Enforcement .....	536	121,465	0	0	-536	-121,465
Oil Spill Research .....	23	15,099	23	9,493	0	-5,606
Minerals Management Administration .....	0	0	851	151,435	+851	+151,435
Subtotal, Current (w/o offsetting collections) .....	1,096	255,916	874	160,928	-222	-94,988
<b>Reimbursable, Allocation, and Other</b>						
Reimbursable .....	5	0	0	0	-5	0
Subtotal, Reimbursable, Allocation, and Other .....	5	0	0	0	-5	0
<b>TOTAL, MARINE MINERALS ADMINISTRATION</b> (w/o offsetting collections) .....	<b>1,101</b>	<b>255,916</b>	<b>874</b>	<b>160,928</b>	<b>-227</b>	<b>-94,988</b>

<sup>1/</sup> Current funding amounts include supplemental appropriations and transfers. For further details, see Highlights of Budget Changes tables for each account.

<sup>2/</sup> Includes funding amounts appropriated to BOEM and BSEE in FY 2026.

## HIGHLIGHTS OF BUDGET CHANGES

By Appropriation Activity/Subactivity  
(dollar amounts in thousands)

### APPROPRIATION: Marine Minerals Administration

	2025 Actual <sup>1/</sup>	2026 Enacted <sup>1/</sup>	2027 Request	Change
Conventional Energy Operations .....	239,348	234,942	186,231	-48,711
Renewable Energy .....	33,105	20,000	0	-20,000
Marine Minerals .....	13,808	13,808	17,808	+4,000
Environmental Programs and Enforcement .....	80,002	78,744	52,474	-26,270
Executive Direction .....	47,349	37,505	30,169	-7,336
Offshore Decommissioning .....	2,880	2,880	0	-2,880
Offsetting Collections—Rental Receipts .....	-68,537	-99,959	-88,206	+11,753
Offsetting Collections—Cost Recoveries .....	-5,959	-9,959	-9,897	+62
Offsetting Collections—Inspection Fees .....	-28,360	-37,144	-37,144	0
<b>TOTAL APPROPRIATION .....</b>	<b>313,636</b>	<b>240,817</b>	<b>151,435</b>	<b>-89,382</b>

<sup>1/</sup> Amounts reflect BOEM and BSEE dollars under the proposed MMA structure. For further details, see the FY 2027 Marine Minerals Administration Budget Justification.

### APPROPRIATION: Oil Spill Research

	2025 Actual <sup>1/</sup>	2026 Enacted <sup>1/</sup>	2027 Request	Change
<b>TOTAL APPROPRIATION .....</b>	<b>15,099</b>	<b>15,099</b>	<b>9,493</b>	<b>-15,099</b>

<sup>1/</sup> Reflects funding appropriated to BSEE.



# Office of Surface Mining Reclamation and Enforcement

## Mission

The mission of the Office of Surface Mining Reclamation and Enforcement (OSMRE) is to carry out the requirements of the Surface Mining Control and Reclamation Act (SMCRA) in cooperation with States and Tribes. OSMRE ensures that coal mining is conducted in a manner that protects communities and the environment during mining, land is restored to beneficial use following mining, and abandoned mine lands are reclaimed.

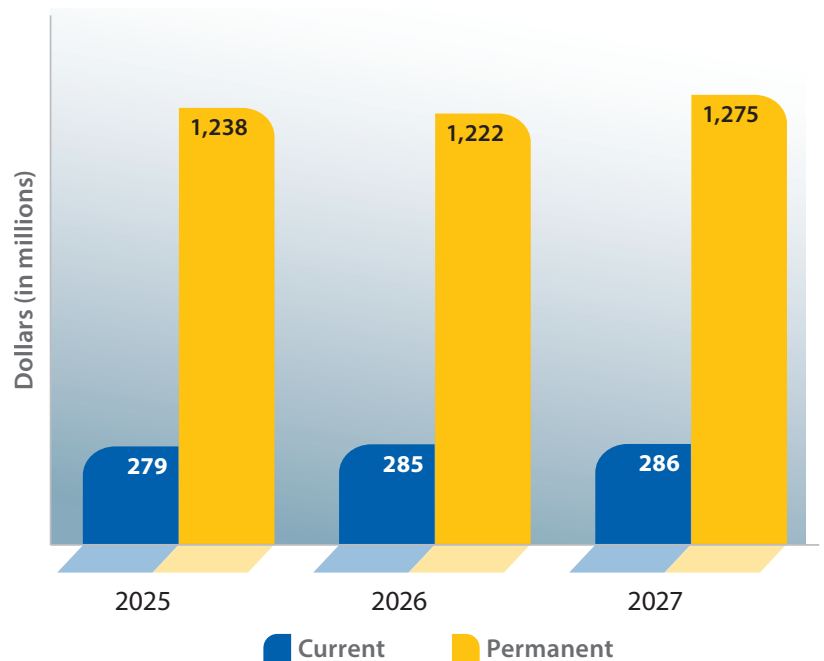
## Budget Overview

The 2027 budget request for OSMRE is \$285.8 million. In total, OSMRE estimates the budget request will support 324 full-time equivalents (FTE). The 2027 budget delivers OSMRE's core mission requirements and ensures effective, consistent, and high-quality State and Tribal programs. The budget increases SMCRA Title V grant funding to States and Tribes. These grants are essential to ensuring program effectiveness, reinforcing cooperative federalism, and providing the resources necessary to support coal production during a national energy emergency.

## Program Overview

OSMRE has statutory responsibility for administering programs to address the impacts of surface coal mining operations, pursuant to Title V of SMCRA, and the restoration of abandoned and unreclaimed mined areas, pursuant to Title IV of SMCRA.

## OSMRE Funding



OSMRE authorizes States and Tribes, upon approval of their programs, to perform those responsibilities, subject to OSMRE oversight. With that authority, States and Tribes are responsible for nearly all the permitted sites in the country. OSMRE operates regulatory programs in States and on Tribal lands without an approved regulatory program and conducts reclamation of Abandoned Mine Land (AML) sites in States without an approved AML program. OSMRE oversees the State and Tribal programs and provides operational funding, training, technical assistance, support, and tools to help ensure effective, consistent, and high-quality programs across the country.

## Regulation and Technology

The 2027 budget includes \$117.2 million for Regulation and Technology. OSMRE's 2027 Regulation and Technology budget supports Executive Order 14154 and Secretary's Order 3418,



- The Office of Surface Mining Reclamation and Enforcement (OSMRE) was created in 1977 when Congress enacted the Surface Mining Control and Reclamation Act.
- OSMRE ensures coal mining operations are conducted in an environmentally responsible manner.
- OSMRE also addresses the hazards and environmental degradation posed by legacy coal mines.

*Unleashing American Energy*, to revitalize the coal mining industry by removing impediments imposed by burdensome regulations on the development and use of our country's abundant energy.

### Fixed Costs

Fixed cost increases of \$204,000 are fully funded.


### Abandoned Mine Reclamation Fund

The 2027 budget also includes \$168.7 million, including \$134.0 million for the Abandoned Mine Land Economic Revitalization (AMLER) program, to support coalfield communities.



Field staff measure and mark the ground to lay out an inlet structure along an access road at a reclamation site.

OSMRE Photo.



Students set up their engineering machine as part of the Navajo Nation NTEC AML-funded STEM championship.

OSMRE Photo.

## SUMMARY OF BUREAU APPROPRIATIONS

(dollar amounts in thousands)

### Comparison of 2027 Request with 2026 Enacted

	2026 Enacted		2027 Request		Change	
	FTE	Amount	FTE	Amount	FTE	Amount
<b>Current</b>						
Regulation and Technology .....	219	117,575	219	117,163	0	-412
Abandoned Mine Reclamation Fund .....	105	166,975	105	168,662	0	+1,687
Subtotal, Current .....	324	284,550	324	285,825	0	+1,275
<b>Permanent</b>						
Abandoned Mine Reclamation Fund .....	0	471,137	0	525,688	0	+54,551
Payments to States in Lieu of Coal Fee Receipts .....	0	24,860	0	19,478	0	-5,382
Supplemental Payments to United Mine Workers of America Plans .....	0	725,557	0	729,345	0	+3,788
Subtotal, Permanent .....	0	1,221,554	0	1,274,511	0	+52,957
<b>TOTAL, OFFICE OF SURFACE MINING RECLAMATION AND ENFORCEMENT .....</b>	<b>324</b>	<b>1,506,104</b>	<b>324</b>	<b>1,560,336</b>	<b>0</b>	<b>+54,232</b>

## HIGHLIGHTS OF BUDGET CHANGES

By Appropriation Activity/Subactivity  
(dollar amounts in thousands)

### APPROPRIATION: Regulation and Technology

	2025 Actual	2026 Enacted	2027 Request	Change
Environmental Protection				
State and Tribal Funding .....	62,400	63,700	65,400	+1,700
State Program Evaluation .....	8,616	8,616	6,469	-2,147
Federal Programs .....	4,490	4,490	4,915	+425
Federal Lands .....	1,510	1,510	1,485	-25
Indian Lands .....	3,320	3,320	3,264	-56
Program Development and Maintenance .....	5,385	5,097	5,296	+199
Subtotal, Environmental Protection .....	85,721	86,733	86,829	+96
Permit Fees .....	40	40	40	0
Offsetting Collections—Permit Fees .....	-40	-40	-40	0
Technology Development and Transfer				
Technical Assistance .....	11,446	11,182	11,248	+66
Training .....	2,139	2,139	2,102	-37
Technology Transfer .....	2,098	2,098	1,062	-1,036
Subtotal, Technology Development and Transfer .....	15,683	15,419	14,412	-1,007
Financial Management				
Revenue Management .....	380	413	413	0
Grants Financial Management .....	101	101	101	0
Subtotal, Financial Management .....	481	514	514	0
Executive Direction and Administration				
Executive Direction .....	2,301	2,391	1,768	-623
Administrative Support .....	3,700	3,700	3,184	-516
General Services .....	8,300	8,818	10,456	+1,638
Subtotal, Executive Direction and Administration .....	14,301	14,909	15,408	+499
<b>TOTAL APPROPRIATION .....</b>	<b>116,186</b>	<b>117,575</b>	<b>117,163</b>	<b>-412</b>

### APPROPRIATION: Civil Penalties

	2025 Actual	2026 Enacted	2027 Request	Change
Civil Penalties .....	100	100	100	0
Offsetting Collections—Civil Penalties .....	-100	-100	-100	0
<b>TOTAL APPROPRIATION .....</b>	<b>0</b>	<b>0</b>	<b>0</b>	<b>0</b>

**APPROPRIATION: Abandoned Mine Reclamation Fund**

	2025 Actual	2026 Enacted	2027 Request	Change
<b>Environmental Restoration</b>				
State and Tribal Funding.....	500	0	0	0
State Program Evaluation.....	2,726	2,726	2,625	-101
Federal Reclamation Programs—Projects.....	6,119	6,119	6,619	+500
Federal Reclamation Programs—Operations.....	3,210	3,210	3,591	+381
Program Development and Maintenance.....	4,217	4,848	4,062	-786
AML Economic Revitalization Grants.....	130,000	134,000	134,000	0
Subtotal, Environmental Restoration.....	146,772	150,903	150,897	-6
<b>Technology Development and Transfer</b>				
Technical Assistance.....	2,121	2,087	2,103	+16
Training.....	830	830	822	-8
Technology Transfer.....	1,178	1,178	668	-510
Subtotal, Technology Development and Transfer.....	4,129	4,095	3,593	-502
<b>Financial Management</b>				
Fee Compliance.....	4,963	5,295	5,249	-46
Grants Financial Management.....	541	541	583	+42
Subtotal, Financial Management.....	5,504	5,836	5,832	-4
<b>Executive Direction and Administration</b>				
Executive Direction.....	949	949	387	-562
Administrative Support.....	1,892	1,892	1,333	-559
General Services.....	3,300	3,300	6,620	+3,320
Subtotal, Executive Direction and Administration.....	6,141	6,141	8,340	+2,199
<b>TOTAL APPROPRIATION</b> .....	<b>162,546</b>	<b>166,975</b>	<b>168,662</b>	<b>+1,687</b>





# Bureau of Reclamation

## Mission

The mission of the Bureau of Reclamation (USBR) is to manage, develop, and protect water and related resources in an environmentally and economically sound manner in the interest of the American public.

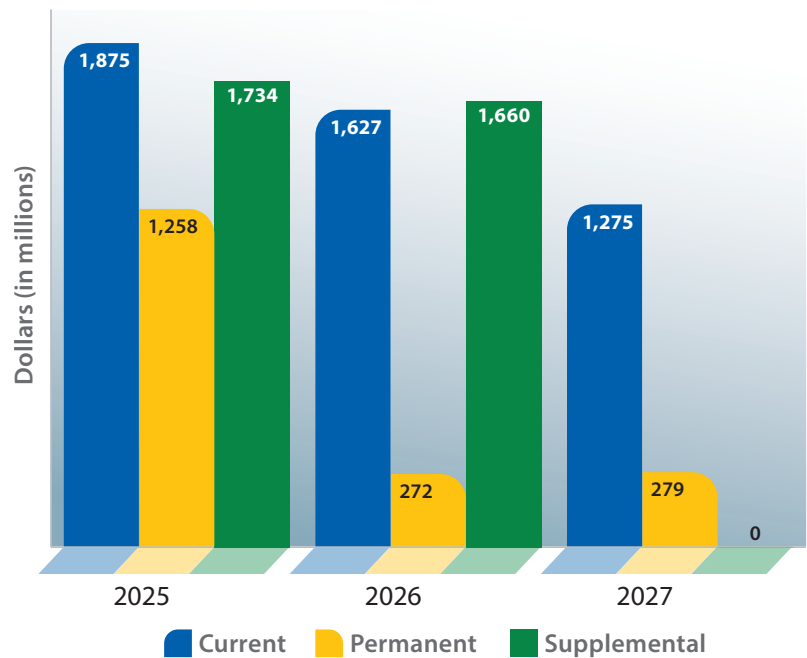
## Budget Overview

USBR's 2027 budget request is \$1.3 billion in current appropriations, offset by current receipts of \$67.0 million in the Central Valley Project Restoration Fund (CVPRF). The budget focuses on core mission activities that ensure water availability and conservation, generation and maintenance of hydropower for the western United States, drought planning and response, and application of science to inform resource management decisions. USBR estimates the budget supports an estimated 3,752 full-time equivalents (FTE).

## Water and Related Resources

The 2027 budget for Water and Related Resources, USBR's principal operating account, is \$1.1 billion. Of that amount, the budget includes \$505.6 million for Resources Management and Development, which will support the construction, planning, and management of water and energy projects and programs. These activities sustain water supply and reliability projects, drought preparedness and response, land management, and recreation and address the effects of USBR projects on fish and wildlife.

## USBR Funding



The budget supports key water and power facility operations, maintenance, and rehabilitation activities in the amount of \$606.4 million. The budget prioritizes the safe, efficient, economical, and reliable operation of its facilities as well as maintaining safety measures that protect the public and USBR's employees and facilities.

USBR's dams, water conveyances, and power-generating facilities are important to the country's water resources infrastructure; they provide water and power services to millions of customers in hundreds of basins throughout the West. USBR evaluates dams and monitors performance to ensure risks do not exceed public protection guidelines.

The budget includes funding for specific projects for Extraordinary Maintenance (XM) activities across USBR. USBR's XM request is part of its overall asset management strategy, which relies on condition/performance metrics,



- The Bureau of Reclamation was established in 1902.
- USBR manages, develops, and protects water resources in an environmentally and economically sound manner.
- The Bureau is the largest wholesale water supplier and manager in the United States, managing 491 dams and 296 reservoirs.
- USBR delivers water to one in five western farmers, delivering 140 million acre-feet of water for more than 10 million acres of irrigated land and provides 10 trillion gallons of water to millions of people for municipal, rural, residential, and industrial uses.
- The Bureau is the country's second largest producer of hydroelectric power, generating an average 40 million megawatt-hours of energy per year through the ownership and operation of 53 hydroelectric power plants.
- USBR partners with State and local entities to address water resource challenges posed by drought, depleted aquifers, environmental needs, energy demands, and population increases in the West.
- The Bureau provides substantial benefits for recreation and for fish and wildlife compliance.

technological research, and deployment. The budget includes \$35.6 million for XM-related activity; additional XM projects are directly funded by revenues, customers, or other Federal agencies (e.g., Bonneville Power Administration).

### **Central Valley Project Restoration Fund**

The 2027 budget includes \$67.0 million for the CVPRE, which is fully offset by restoration charge collections authorized by the Central Valley Project Improvement Act (CVPIA) (Public Law 102-575).



Shasta Dam in flood operations with 10 river valves open, letting water flow into the Sacramento River.

USBR Photo.



The Columbia–Pacific Northwest Region Ropes team descends the side of Owyhee Dam.

USBR Photo.

The CVPIA established the CVPRF to carry out the provisions of the act.

### **California Bay-Delta Restoration**

California Bay-Delta Restoration activities are funded at \$32.0 million in the 2027 budget to fulfill legislative requirements and improve water supply availability.

### **Policy and Administration**

The 2027 budget includes \$64.0 million for Policy and Administration to support USBR's central and regional management. Policy and Administration funds are used to develop, evaluate, and implement USBR-wide policy, rules, and regulations and perform functions not covered by separate funding authorities.

## SUMMARY OF BUREAU APPROPRIATIONS <sup>1/</sup>

(dollar amounts in thousands)

### Comparison of 2027 Request with 2026 Enacted

	2026 Enacted		2027 Request		Change	
	FTE	Amount	FTE	Amount	FTE	Amount
<b>Current</b>						
Water and Related Resources .....	1,675	2,355,444	1,695	976,054	+20	-1,379,390
Central Valley Project Restoration Fund .....	15	65,370	15	66,951	0	+1,581
California Bay-Delta Restoration .....	26	32,000	26	32,000	0	0
Aging Infrastructure Account .....	0	735,371	0	0	0	-735,371
Policy and Administration .....	175	64,000	185	64,000	+10	0
San Gabriel Basin Restoration Fund .....	0	3,237	0	0	0	-3,237
Lower Colorado River Basin Development Fund .....	0	7,679	0	112,611	0	+104,932
Upper Colorado River Basin Fund .....	0	23,899	0	23,335	0	-564
Subtotal, Current .....	1,891	3,287,000	1,921	1,274,951	+30	-2,012,049
Less USBR-CVPRF Offsetting Receipts .....	0	[-65,370]	0	[-66,951]	0	[-1,581]
<b>Permanent</b>						
Water and Related Resources .....	0	2,311	0	2,332	0	+21
Reclamation Water Settlements Fund .....	0	148,000	0	148,000	0	0
Aging Infrastructure Account .....	0	19	0	3,886	0	+3,867
San Joaquin Restoration Fund .....	18	13,600	18	13,600	0	0
Colorado River Dam Fund, Boulder Canyon Project .....	181	107,130	181	110,871	0	+3,741
Reclamation Trust Funds .....	1	1,000	1	1,000	0	0
Bureau of Reclamation Loan Liquidating Account .....	0	-500	0	-505	0	-5
Bureau of Reclamation Loan Program Account .....	0	147	0	0	0	-147
Lower Colorado River Basin Development Fund .....	18	0	18	0	0	0
Upper Colorado River Basin Fund .....	81	0	81	0	0	0
Subtotal, Permanent .....	299	271,707	299	279,184	0	+7,477
<b>Reimbursable, Allocation, and Other</b>						
Allocation .....	6	0	6	0	0	0
Reimbursable .....	1,506	0	1,526	0	+20	0
Subtotal, Reimbursable, Allocation, and Other .....	1,512	0	1,532	0	+20	0
<b>TOTAL, BUREAU OF RECLAMATION .....</b>	<b>3,702</b>	<b>3,558,707</b>	<b>3,752</b>	<b>1,554,135</b>	<b>+50</b>	<b>-2,004,572</b>

<sup>1/</sup> Funding amounts include supplemental appropriations and transfers. For further details on Current funding, see Highlights of Budget Changes tables for each account.

## HIGHLIGHTS OF BUDGET CHANGES

By Appropriation Activity/Subactivity  
(dollar amounts in thousands)

### APPROPRIATION: Water and Related Resources

	2025 Actual	2026 Enacted	2027 Request	Change
Aging Infrastructure Program .....	100	0	0	0
Ak Chin Indian Water Rights Settlement Act Project.....	0	25,872	27,167	+1,295
Animas-La Plata Project, Colorado River Storage Participating Project.....	0	3,300	3,303	+3
Arbuckle Project.....	313	338	284	-54
Aquatic Ecosystem Restoration Program .....	500	500	0	-500
Balmorhea Project .....	2	1	1	0
Boise Area Projects .....	5,974	7,002	6,375	-627
Cachuma Project .....	2,325	2,543	2,161	-382
Canadian River Project.....	232	162	158	-4
Canals Experiencing Failure .....	13,000	0	0	0
Carlsbad Project.....	7,021	5,300	5,001	-299
Collbran Project.....	2,576	4,016	3,600	-416
Colorado River Activities .....	26,120	22,717	21,799	-918
Colorado River Basin Project—Central Arizona Project ...	18,993	13,993	9,107	-4,886
Colorado River Basin Salinity Control Project, Title I .....	19,489	19,489	16,448	-3,041
Colorado River Basin Salinity Control Project, Title II—Basinwide Program .....	6,000	4,500	4,500	0
Colorado River Front Work and Levee System.....	2,315	2,315	2,084	-231
Colorado River Storage Project, Section 5.....	16,995	21,339	16,575	-4,764
Colorado River Storage Project, Section 8.....	3,536	2,944	3,073	+129
Colorado River Water Quality Improvement Program .....	746	615	618	+3
Colorado-Big Thompson Project .....	16,722	20,552	20,486	-66
Columbia and Snake River Salmon Recovery Project—excludes Nez Perce .....	15,769	13,000	13,000	0
Columbia and Snake River Salmon Recovery Project—Nez Perce .....	0	6,000	6,000	0
Columbia Basin Project (Ephrata) .....	11,365	20,020	12,520	-7,500
Columbia Basin Project (Grand Coulee) .....	7,945	9,227	8,044	-1,183
Congressional Add—Environmental Restoration and Compliance .....	0	5,000	0	-5,000
Congressional Add—Rural Water.....	0	75,000	0	-75,000
Congressional Add—Water Conservation Projects .....	0	127,859	0	-127,859
Crooked River Project.....	956	1,355	1,036	-319
CVP, American River Division, Folsom Dam Unit/ Mormon Island .....	16,318	15,225	16,195	+970
CVP, Auburn-Folsom South Unit .....	3,005	2,665	1,750	-915
CVP, Delta Division .....	10,951	13,057	13,382	+325
CVP, East Side Division .....	5,115	4,941	4,842	-99
CVP, Environmental Compliance and Ecosystem Development .....	67,689	43,403	38,234	-5,169
CVP, Friant Division .....	5,227	5,705	6,571	+866
CVP, Friant Division—San Joaquin Restoration Fund.....	20,500	20,500	20,500	0
CVP, Miscellaneous Project Programs.....	14,355	13,377	15,488	+2,111
CVP, Replacements, Additions, and Extraordinary Maintenance Program.....	22,481	3,600	0	-3,600
CVP, Sacramento River Division .....	2,037	2,322	2,268	-54
CVP, San Felipe Division.....	283	261	201	-60

**APPROPRIATION: Water and Related Resources** (continued)

	2025 Actual	2026 Enacted	2027 Request	Change
CVP, Shasta Division.....	16,397	15,584	16,038	+454
CVP, Trinity River Division.....	22,139	20,857	20,687	-170
CVP, Water and Power Operations.....	15,876	16,265	17,543	+1,278
CVP, West San Joaquin Division, San Luis Unit.....	16,968	16,541	15,260	-1,281
Deschutes Project.....	1,397	1,127	920	-207
DS: Department of the Interior Dam Safety Program.....	1,303	1,303	1,303	0
DS: Initiate Safety of Dams Corrective Action.....	182,561	73,187	102,035	+28,848
DS: Safety Evaluation of Existing Dams.....	27,354	30,352	44,000	+13,648
Eastern Oregon Projects.....	1,055	1,681	1,681	0
Emergency Planning and Disaster Response Program.....	1,996	1,996	2,020	+24
Endangered Species (Platte River Recovery Implementation Program)-GP.....	3,451	1,210	300	-910
Endangered Species Conservation/Recovery Project-LC.....	764	611	550	-61
Endangered Species Recovery Implementation Program-UC.....	4,000	3,800	2,520	-1,280
Endangered Species Recovery Implementation-MP.....	1,569	0	0	0
Endangered Species Recovery Implementation-PN.....	300	60	280	+220
Environmental Program Administration.....	1,802	1,657	1,924	+267
Examination of Existing Structures.....	12,238	12,775	11,321	-1,454
Fruitgrowers Dam Project.....	399	440	370	-70
Fryingpan-Arkansas Project.....	8,441	10,766	9,322	-1,444
Fryingpan-Arkansas Project—Arkansas Valley Conduit.....	13,059	3,000	1,294	-1,706
General Planning Activities.....	5,575	1,286	1,026	-260
Grand Valley Project.....	565	645	691	+46
Grand Valley Unit, CRBSCP, Title II.....	2,011	1,636	2,700	+1,064
Hungry Horse Project.....	1,222	634	689	+55
Huntley Project.....	100	209	210	+1
Hyrum Project.....	390	481	480	-1
IWRS: Aamodt Indian Water Rights Settlement.....	40,000	0	0	0
IWRS: Navajo Gallup Water Supply.....	25,000	59,000	4,015	-54,985
Kendrick Project.....	5,147	10,262	7,042	-3,220
Klamath.....	35,342	31,524	30,119	-1,405
Lahontan Basin Project (Humbolt, Newlands, and Washoe Projects).....	11,488	13,114	12,442	-672
Lake Mead/Las Vegas Wash Program.....	598	598	605	+7
Lake Tahoe Regional Wetlands Development.....	115	0	0	0
Land Resources Management Program.....	24,696	10,258	16,706	+6,448
Leadville/Arkansas River Recovery Project.....	5,318	3,838	3,463	-375
Lewiston Orchards Project.....	5,419	1,390	232	-1,158
Lower Colorado River Operations Program.....	77,240	43,999	40,461	-3,538
Lower Rio Grande Water Conservation Project.....	1,000	10	5	-5
Lower Yellowstone Project.....	1,060	677	349	-328
Mancos Project.....	481	460	347	-113
McGee Creek Project.....	991	994	722	-272
Mid-Dakota Rural Water Project.....	9	2	0	-2
Middle Rio Grande Project.....	30,985	28,000	27,871	-129
Milk River Project.....	2,649	2,326	1,687	-639
Minidoka Area Projects.....	8,989	8,625	7,615	-1,010
Mirage Flats Project.....	138	107	124	+17
Miscellaneous Flood Control Operations.....	1,045	1,002	1,294	+292

**APPROPRIATION: Water and Related Resources** *(continued)*

	2025 Actual	2026 Enacted	2027 Request	Change
Moon Lake Project .....	219	162	162	0
Mountain Park Project .....	742	701	666	-35
Native American Affairs Program .....	29,542	13,000	13,000	0
Negotiation and Administration of Water Marketing .....	2,360	2,086	2,371	+285
Newton Project .....	207	290	200	-90
Norman Project .....	1,028	1,052	1,190	+138
North Platte Project .....	2,541	17,355	1,884	-15,471
Nueces River Project .....	1,028	1,116	675	-441
Ogden River Project .....	512	511	521	+10
Operation and Program Management .....	4,775	4,324	4,202	-122
Orland Project .....	891	750	943	+193
Paradox Valley Unit, CRBSCP, Title II .....	3,129	2,512	4,275	+1,763
Pine River Project .....	543	625	490	-135
Power Program Services .....	4,462	4,462	4,462	0
Preston Bench Project .....	43	68	40	-28
Provo River Project .....	2,747	2,088	2,088	0
P-SMBP, Ainsworth Unit .....	173	132	159	+27
P-SMBP, Almena Unit .....	519	505	413	-92
P-SMBP, Angostura Unit .....	956	968	878	-90
P-SMBP, Armel Unit .....	456	89	309	+220
P-SMBP, Belle Fourche Unit .....	1,748	1,740	1,714	-26
P-SMBP, Bostwick Unit .....	1,010	1,039	931	-108
P-SMBP, Boysen Unit .....	2,893	4,037	4,494	+457
P-SMBP, Buffalo Bill Unit .....	7,192	5,583	4,169	-1,414
P-SMBP, Canyon Ferry Unit .....	9,538	8,450	9,731	+1,281
P-SMBP, Cedar Bluff Unit .....	560	514	566	+52
P-SMBP, Dickinson Unit .....	707	677	556	-121
P-SMBP, East Bench Unit .....	1,039	903	1,061	+158
P-SMBP, Frenchman-Cambridge Unit .....	3,763	2,902	2,489	-413
P-SMBP, Garrison Diversion Unit (non-Rural Water) .....	10,995	8,914	8,930	+16
P-SMBP, Glen Elder Unit .....	1,641	1,378	1,097	-281
P-SMBP, Heart Butte Unit .....	1,763	1,664	1,102	-562
P-SMBP, Helena Valley Unit .....	305	382	439	+57
P-SMBP, Kansas River Area .....	159	1,484	159	-1,325
P-SMBP, Keyhole Unit .....	1,078	1,077	889	-188
P-SMBP, Kirwin Unit .....	517	512	636	+124
P-SMBP, Lower Marias Unit .....	2,833	2,403	2,336	-67
P-SMBP, Missouri Basin Unit .....	1,447	1,372	1,774	+402
P-SMBP, Narrows Unit .....	40	40	6	-34
P-SMBP, North Loup Unit .....	228	176	176	0
P-SMBP, North Platte Area Unit .....	9,353	9,791	10,064	+273
P-SMBP, Oahe Unit .....	84	10	10	0
P-SMBP, Owl Creek Unit .....	194	24	27	+3
P-SMBP, Rapid Valley Unit .....	323	362	340	-22
P-SMBP, Riverton Unit .....	724	754	747	-7
P-SMBP, Shadehill Unit .....	1,428	897	773	-124
P-SMBP, Webster Unit .....	566	797	742	-55
P-SMBP, Yellowtail Unit .....	10,678	8,180	10,906	+2,726
Public Access and Safety Program .....	2,259	1,937	1,998	+61
Rapid Valley Project .....	119	158	156	-2

**APPROPRIATION: Water and Related Resources** *(continued)*

	2025 Actual	2026 Enacted	2027 Request	Change
RD: Desalination and Water Purification Program .....	7,018	6,763	6,763	0
RD: Science and Technology Program .....	26,547	11,012	11,012	0
Reclamation Law Administration .....	1,119	1,000	980	-20
Recreation and Fish and Wildlife Program Administration .....	7,504	6,106	6,188	+82
Rio Grande Project .....	9,535	10,585	9,922	-663
Rio Grande Pueblos .....	6,010	1,566	10	-1,556
Rogue River Basin Project, Talent Division .....	1,925	3,995	2,238	-1,757
RW: Eastern New Mexico Water Supply—Ute Reservoir ..	10,060	10,657	0	-10,657
RW: Jicarilla Apache Rural Water System .....	10	0	0	0
RW: Lewis and Clark Rural Water System .....	6,825	0	0	0
RW: Mni Wiconi Project .....	17,524	17,532	17,316	-216
RW: Musselshell-Judith Rural Water System .....	147	0	0	0
RW: P-SMBP, Garrison Diversion Unit (Rural Water) .....	24,948	14,308	14,037	-271
RW: Rocky Boys/North Central MT Rural Water System ...	8,946	0	0	0
Salt River Project .....	1,023	1,023	1,043	+20
Salton Sea Research Project .....	2,002	4,002	915	-3,087
San Angelo Project .....	759	706	646	-60
San Gabriel Restoration Fund .....	0	3,237	0	-3,237
San Luis Valley Project (Closed Basin Division) .....	3,568	3,500	3,375	-125
San Luis Valley Project (Conejos Division) .....	32	18	38	+20
Sanpete Project .....	92	107	50	-57
Santa Maria Project .....	10	10	20	+10
Scofield Project .....	415	479	379	-100
Shoshone Project .....	1,537	1,365	1,455	+90
Site Security Activities .....	27,600	27,000	27,000	0
Solano Project .....	4,513	903	921	+18
Strawberry Valley Project .....	589	666	738	+72
Sun River Project .....	698	850	888	+38
Transportation Construction Program .....	110	1,500	1,500	0
Tualatin Project .....	753	823	823	0
Tucumcari Project .....	150	60	75	+15
Umatilla Project .....	4,708	5,793	4,405	-1,388
Uncompahgre Project .....	1,146	1,265	1,505	+240
United States/Mexico Border Issues— Technical Support .....	70	80	80	0
Upper Colorado River Operations Program .....	8,260	8,260	7,508	-752
Ventura River Project .....	370	76	72	-4
W.C. Austin Project .....	793	808	1,362	+554
Washington Area Projects .....	1,397	1,576	1,694	+118
Washita Basin Project .....	1,496	1,495	1,275	-220
Water Conservation Field Service Program .....	2,452	2,452	0	-2,452
Weber Basin Project .....	4,084	4,238	3,796	-442
Weber River Project .....	323	413	250	-163
White Mountain Apache-W&RR .....	181,000	106,346	105,033	-1,313
Wichita Project (Cheney Division) .....	449	473	381	-92
Wichita Project (Equus Beds Division) .....	10	5	5	0
Workforce Efficiencies .....	20,000	0	0	0
WS: Basin Studies .....	15,017	0	0	0
WS: Cooperative Watershed Management .....	4,954	6,000	0	-6,000

**APPROPRIATION: Water and Related Resources** (continued)

	2025 Actual	2026 Enacted	2027 Request	Change
WS: Drought Response and Comprehensive Drought Plans .....	30,009	5,000	0	-5,000
WS: Title XVI Program .....	4,006	12,500	0	-12,500
WS: WaterSMART Grants .....	33,690	15,000	0	-15,000
Yakima Project .....	14,681	15,799	14,163	-1,636
Yakima River Basin Water Enhancement Project .....	36,480	29,233	19,500	-9,733
Yuma Area Projects .....	23,788	23,788	21,659	-2,129
WIIN Sec. 4007—Water Storage .....	50,000	0	0	0
<b>SUBTOTAL APPROPRIATION</b> .....	<b>1,710,806</b>	<b>1,465,630</b>	<b>1,112,000</b>	<b>-353,630</b>
American Relief Act (P.L. 118–158) .....	74,464	0	0	0
Transfer to Aging Infrastructure Account (P.L. 118–158) .....	-46,534	0	0	0
Infrastructure Investment and Jobs Act (P.L. 117–58) .....	1,660,000	1,660,000	0	-1,660,000
Transfer to Aging Infrastructure Account (P.L. 117–58) .....	-704,370	-735,371	0	+735,371
Transfer to Aging Infrastructure Account .....	-100	0	0	0
Transfer to Upper Colorado River Basin .....	-51,120	-23,899	-23,335	+564
Transfer to Lower Colorado River Basin Development Fund .....	-7,584	-7,679	-112,611	-104,932
Transfer to San Gabriel Restoration Fund .....	0	-3,237	0	+3,237
<b>TOTAL APPROPRIATION</b> .....	<b>2,635,562</b>	<b>2,355,444</b>	<b>976,054</b>	<b>-1,379,390</b>

**Program Highlights**

The 2027 budget includes funds for the following projects and programs.

**Central Arizona Project**

The FY 2027 budget continues to support activities in coordination with the U.S. Fish and Wildlife Service (FWS) to meet legal requirements under the Endangered Species Act (ESA), Section 7 biological opinion (BiOp) for the Gila River, including construction design, cost estimates, and construction of recharge and recovery facilities and Tribal water-firming activities. FY 2027 funds will also support recreation, land management, and oversight of the operation, maintenance, and replacement (OM&R) payments for delivery of Central Arizona Project water held under contracts for use by Arizona Tribes.

**Central Valley Project (CVP)**

The CVP delivers more than 7 million acre-feet of water for farms, homes, factories, and the environment; produces electric power; and provides flood protection, navigation, recreation, and water-quality benefits. The FY 2027 budget continues to fund facility operations, maintenance, and rehabilitation; numerous management and development efforts; and water conservation. Funding also provides for the Trinity River Restoration program and related activities. In addition, the budget includes funds to implement Executive Order 14181, *Emergency Measures to Provide Water Resources in California*, to improve water supply reliability in California.

**Colorado-Big Thompson Project**

The Colorado-Big Thompson project diverts approximately 260,000 acre-feet of water annually from the Colorado River headwaters on the western slope of the Rocky Mountains for distribution to eastern-slope project lands and associated communities. Funding is provided for project operations and continued coordination of activities associated with conservation, enhancement, development, and restoration of fish and wildlife populations and their habitats. Funds will also support maintenance of public use facilities, implementation of extraordinary maintenance activities, and improvements to water forecasting and planning to optimize the reliability and resilience of the available water supply.

**Colorado River Basin Salinity Control Program**

Funds are provided for the operations, maintenance, and rehabilitation of completed projects in the Upper Colorado River Basin and a basinwide program to identify and implement cost-effective salinity control options on the basis of proposals from non-Federal interests. The FY 2027 budget will support salinity control projects in the Upper and Lower Colorado River Basins.

## **APPROPRIATION: Water and Related Resources** *(continued)*

### Colorado River Storage Project

The FY 2027 budget includes funds for the Federal share of costs for facility operations, maintenance, and rehabilitation, including the rehabilitation of recreation facilities at USBR-constructed reservoirs, and the implementation of drought-mitigation measures. The FY 2027 budget also includes funding for project administration, water reallocations and transfers, and National Environmental Policy Act compliance.

### Columbia Basin Project

The Bonneville Power Administration (BPA)—through a memorandum of agreement—directly funds power operations and maintenance costs of the Grand Coulee project. In addition, BPA directly funds—through subagreements—major power replacements, additions, and improvements. Funds are provided for the day-to-day operation of two storage dams and reservoirs, three Grand Coulee power plants, one pump and generating plant, associated switchyards and transmission lines, the feeder canal at Grand Coulee, and the distribution canal systems for the irrigation-reserved works.

### Columbia/Snake River Salmon Recovery Program

This program implements the actions required by the ESA 2020 Columbia River System Operations BiOp. This BiOp includes a multiagency suite of actions to protect listed species and requires extensive collaboration with States and Tribes in the Columbia River Basin. In addition to activities related to BiOps and other ESA compliance, the FY 2027 budget supports water conservation projects and maintenance of USBR recreation sites, facilities, and equipment.

### Dam Safety Program

This program provides funding for the Safety Evaluation of Existing Dams (SEED) program, the Initiate Safety [of Dams] Corrective Actions (ISCA) program, and the Dam Safety program. The SEED program provides funding for routine and recurring risk management activities, including performance monitoring, examinations, field data investigations, and technical studies for dams in USBR's Dam Safety program. The ISCA program provides funding for the safety of dam modifications and includes project formulation, approval, preconstruction, and construction activities for USBR's dams that have identified safety issues. The FY 2027 budget will continue to focus on major rehabilitation efforts at B.F. Sisk (CA), Conconully (WA), and Fresno (MT) dams. The Dam Safety program provides funding for USBR to oversee and coordinate dam safety-related activities. The FY 2027 funding will continue dam safety risk management and risk reduction activities throughout USBR's inventory of high- and significant-hazard dams.

### Endangered Species Act Recovery Implementation Program

This program provides for the development and implementation of measures for the preservation, conservation, and recovery of native and endangered, threatened, proposed, and candidate species residing in, or migratory to, habitats affected by the operation of USBR projects to increase water supply reliability. Ongoing efforts funded by this program involve the Colorado, San Juan, and Platte River Basins and watersheds in the Pacific Northwest. The FY 2027 budget supports the following activities: land protections, habitat restoration, surveys of winter flights and reproductive assessments, and field data collection on various endangered species.

### Klamath Project

The Klamath Project consists of authorized projects and initiatives to improve water supplies to address the competing demands of agricultural, Tribal, wildlife refuge, and environmental needs in the Klamath River Basin, along with facilities operations and maintenance. Key areas of focus will increase surface water and groundwater supplies and continue improvements in fish passage and habitat, actions to improve water quality, and development of a basinwide species recovery plan. The FY 2027 budget continues to support operations management, flood control operations, water conservation, and water quality monitoring.

### Leadville/Arkansas River Recovery Project

USBR's current activities focus on eliminating the presence of hazardous materials from existing abandoned mining infrastructure that cause environmental damage, harm the community, and risk public and worker safety. The FY 2027 budget includes funds for operation of the Leadville Mine Drainage Tunnel Water Treatment Plant and hazardous waste compliance activities related to those operations.

### Lower Colorado River Operations Program

This program funds the work needed to carry out the Secretary's responsibilities as Water Master of the Lower Colorado River, including administration of the Colorado River interim guidelines and reservoir management strategies during low-reservoir conditions. It also funds activities that examine water imbalance challenges and potential solutions to address those challenges. Funding supports efforts to conserve water in Lake Mead and address declining water elevations through implementing the provisions of the Lower Basin Drought Contingency Plan. The program funds activities under the Lower Colorado River Multi-Species Conservation Program (MSCP) to provide long-term ESA compliance for Lower Colorado River operations for Federal and non-Federal purposes. The MSCP provides a cost-share benefit in which non-Federal partners match Federal funding on a 50:50 basis. The FY 2027 budget will focus on drought response actions, water contract administration, water accounting, fish augmentation and monitoring, and overall program management and administration.

## **APPROPRIATION: Water and Related Resources** *(continued)*

### **Middle Rio Grande Project**

The Middle Rio Grande Project consists of the operations, maintenance, and rehabilitation of project facilities; river maintenance; and efforts focused on the protection and recovery of the Rio Grande silvery minnow and southwestern willow flycatcher. Project partnerships, through the Middle Rio Grande Endangered Species Collaborative Program, provide an alternative to litigation and preserve, protect, and improve the status of endangered species. River maintenance directly benefits water salvage and effective water delivery to Elephant Butte Reservoir, nine Tribes and Pueblos along the river, and a national wildlife refuge. It also reduces flood risks and protects life, critical riverside facilities, and property. The FY 2027 budget supports fish and wildlife management, oversight and coordination of water operations and delivery, water rights monitoring, water management optimization and modeling, and protection of irrigation infrastructure.

### **Pick-Sloan Missouri Basin Program**

The FY 2027 budget provides funds for the Federal share of the cost of operations, maintenance, and rehabilitation of facilities on 32 units of the Pick-Sloan Missouri Basin Program. Funds support operation, maintenance, and rehabilitation of USBR facilities associated with the program; water supplies and irrigation; hydropower generation and flood control; and other authorized project purposes across the Missouri River Basin.

### **Research and Development: Desalination and Water Purification; Science and Technology Programs**

Funds will continue to support the development of new solutions and technologies to meet USBR's mission-related needs, providing for innovative management, development, and protection of water and related resources. Funds will also support desalination research. The program supports competitive, merit-based research, development, and demonstration efforts on a cost-share basis. Funding will also focus on the continued operation of the Brackish Groundwater National Desalination Research Facility.

### **Rural Water Program**

The FY 2027 budget includes funding for the ongoing operations and maintenance of the Garrison Diversion Unit and the Mni Wiconi Project, authorized rural water projects that deliver potable water supplies to these rural communities.

### **Site Security**

Funds are provided to continue USBR's ongoing site security efforts, including physical security upgrades at high-risk critical assets, law enforcement, risk and threat analysis, personnel security, information security, security risk assessments, security-related studies, guards, and patrol of facilities. Funding will support information sharing and law enforcement liaison programs as well as security upgrades recommended by the security risk assessment.

### **Yakima Project/Yakima River Basin Water Enhancement Project**

Funds support the operations and maintenance of existing facilities to increase the reliability of the irrigation water supply. Funds also support activities enhancing streamflows and fish passage for anadromous fish in the Yakima River Basin, including investigating water supply alternatives at existing reservoirs and constructing the Cle Elum Dam Fish Passage. Funds will also support water and land acquisition, restoration and enhancement efforts, and irrigation grants.

### **Yuma Area Projects**

Funding supports infrastructure maintenance along the Lower Colorado River to ensure reliable water delivery to urban and agricultural users in Arizona, California, Nevada, and Mexico. Funding also supports river management, well inventory and drainage control, environmental compliance actions, and land-use management activities. Funding also supports facility operations, including compliance with Federal and State regulations, sediment control along the river to ensure efficient water delivery, and maintenance of heavy equipment used at project facilities.

### **Other Projects and Programs**

The budget includes funds to carry out the mission of USBR throughout the 17 Western States through numerous smaller projects and programs. Although each of those projects may constitute a relatively small portion of USBR's budget, each provides critical services to thousands of individuals, farmers, municipalities, and industries throughout the arid West.

**APPROPRIATION: Central Valley Project Restoration Fund**

	2025 Actual	2026 Enacted	2027 Request	Change
Miscellaneous Project Programs—Habitat .....	22,941	24,291	22,779	-1,512
Miscellaneous Project Programs—Management .....	37,579	37,579	40,672	+3,093
San Joaquin River Restoration Program .....	2,000	2,000	2,000	0
Trinity River Division .....	1,500	1,500	1,500	0
<b>TOTAL APPROPRIATION .....</b>	<b>64,020</b>	<b>65,370</b>	<b>66,951</b>	<b>+1,581</b>

**APPROPRIATION: California Bay-Delta Ecosystem Restoration**

	2025 Actual	2026 Enacted	2027 Request	Change
Battle Creek Salmon and Steelhead Restoration Project .....	1,500	1,500	1,455	-45
Bay Delta Conservation Plan .....	250	250	242	-8
CALFED Science Activities (Pelagic Organism Decline) .....	8,150	6,250	7,030	+780
Water Conservation Projects .....	2,250	2,250	2,182	-68
Federal Science Task Force Studies .....	4,000	4,000	3,879	-121
Interagency Ecological Program .....	6,000	6,000	5,818	-182
Program Management, Oversight, and Coordination .....	1,700	2,600	2,521	-79
Program to Meet Standards .....	750	750	727	-23
San Joaquin River Salinity Management .....	1,000	1,000	970	-30
Yolo Bypass Improvements .....	7,400	7,400	7,176	-224
<b>TOTAL APPROPRIATION .....</b>	<b>33,000</b>	<b>32,000</b>	<b>32,000</b>	<b>0</b>

**APPROPRIATION: Aging Infrastructure Account**

	2025 Actual	2026 Enacted	2027 Request	Change
Transfer from Water and Related Resources (P.L. 118–158) .....	46,534	0	0	0
Transfer from Water and Related Resources (P.L. 117–58) .....	704,370	735,371	0	-735,371
Transfer from Water and Related Resources .....	100	0	0	0
<b>TOTAL APPROPRIATION .....</b>	<b>751,004</b>	<b>735,371</b>	<b>0</b>	<b>-735,371</b>

**APPROPRIATION: Policy and Administration**

	2025 Actual	2026 Enacted	2027 Request	Change
TOTAL APPROPRIATION .....	66,794	64,000	64,000	0

**APPROPRIATION: San Gabriel Basin Restoration Fund**

	2025 Actual	2026 Enacted	2027 Request	Change
Transfer from Water and Related Resources .....	0	3,237	0	-3,237
TOTAL APPROPRIATION .....	0	3,237	0	-3,237

**APPROPRIATION: Lower Colorado River Basin Development Fund**

	2025 Actual	2026 Enacted	2027 Request	Change
Transfer from Water and Related Resources .....	7,584	7,679	112,611	+104,932
TOTAL APPROPRIATION .....	7,584	7,679	112,611	+104,932

**APPROPRIATION: Upper Colorado River Basin Fund**

	2025 Actual	2026 Enacted	2027 Request	Change
Transfer from Water and Related Resources .....	51,120	23,899	23,335	-564
TOTAL APPROPRIATION .....	51,120	23,899	23,335	-564





# Central Utah Project Completion Act

## Mission

The purpose of this program is to carry out the Central Utah Project Completion Act (CUPCA) in a cost-effective, environmentally sound, and timely manner.

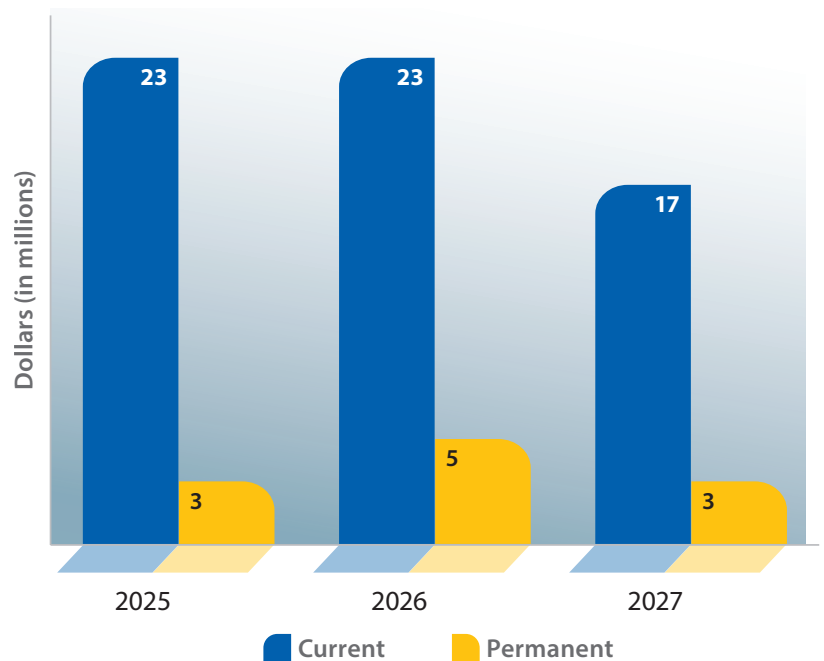
## Budget Overview

The 2027 budget for CUPCA activities is \$17.0 million. The budget supports continuing construction of the Utah Lake Drainage Basin Water Delivery System, the final component of the Central Utah Project; allows for development and implementation of water conservation projects to extend limited water supplies; and provides support for associated fish and wildlife conservation measures.

As authorized, at completion, the Utah Lake System pipelines will deliver an additional 60,000 acre-feet of municipal and industrial water to Salt Lake and Utah Counties, expanding the water supply to one of the fastest growing regions of the State. The completed project will provide increased water security and reliability.

The request provides funding for the construction of the Spanish Fork–Santaquin Pipeline component of the Utah Lake System; implementation of water conservation projects; and implementation of mitigation efforts for impacts to fish, wildlife, and recreation. Funding also supports activities of the Utah Reclamation Mitigation and

CUPCA Funding



Conservation Commission, which includes operation and maintenance of the recently constructed Provo River Delta Restoration Project. The Spanish Fork–Santaquin Pipeline, which is under construction, is estimated to be complete in 2027. The Santaquin–Mona Pipeline, the next and last pipeline, is estimated to be complete by 2035.

The 2027 budget includes \$13.2 million for the Central Utah Water Conservancy District to administer planning and project construction activities of the Utah Lake System and implement water conservation measures under the Water Management Improvement Program; for Interior to meet fish and wildlife obligations associated with project construction and operation; and for program administration and oversight by Interior. In addition, the budget includes \$3.8 million for mitigation and conservation activities funded through the Utah Reclamation Mitigation and Conservation Commission.

## CENTRAL UTAH PROJECT COMPLETION ACT Facts



- CUPCA was enacted in 1992.
- CUPCA distributes responsibility for the completion of the Central Utah Project (CUP) among its stakeholders.
- The local Central Utah Water Conservancy District is responsible for the construction of the remainder of the CUP.
- The Utah Reclamation Mitigation and Conservation Commission is responsible for mitigating the environmental effects of the CUP.
- The Department of the Interior is responsible for oversight of the project.
- The program will provide nearly 200,000 acre-feet of municipal, industrial, and agricultural water annually, supporting the needs of more than 1 million people.

The Mitigation Commission account funding in the 2027 budget request will support ongoing restoration work along the Middle Strawberry River, rehabilitating fish and wildlife habitat significantly affected by recent wildfires. Mitigation Commission

account funding will also support operation and maintenance of the recently constructed Provo River Delta Restoration Project, providing enhanced fish and wildlife habitat and recreational opportunities for nearby urban populations.



Construction of the Santaquin South Turnout progresses on the Spanish Fork–Santaquin Pipeline, Utah Lake System.

CUPCA Photo.

## SUMMARY OF BUREAU APPROPRIATIONS

(dollar amounts in thousands)

### Comparison of 2027 Request with 2026 Enacted

	2026 Enacted		2027 Request		Change	
	FTE	Amount	FTE	Amount	FTE	Amount
<b>Current</b>						
Central Utah Project Completion Account .....	0	19,000	0	13,200	0	-5,800
Utah Reclamation Mitigation and Conservation Account .....	0	4,000	0	3,800	0	-200
Subtotal, Current .....	0	23,000	0	17,000	0	-6,000
<b>Permanent</b>						
Utah Reclamation Mitigation and Conservation Account .....	12	5,111	12	2,825	0	-2,286
Subtotal, Permanent .....	12	5,111	12	2,825	0	-2,286
<b>TOTAL, CENTRAL UTAH PROJECT COMPLETION ACCOUNT .....</b>	<b>12</b>	<b>28,111</b>	<b>12</b>	<b>19,825</b>	<b>0</b>	<b>-8,286</b>

## HIGHLIGHTS OF BUDGET CHANGES

By Appropriation Activity/Subactivity  
(dollar amounts in thousands)

### APPROPRIATION: Central Utah Project Completion Account

	2025 Actual	2026 Enacted	2027 Request	Change
Utah Lake Drainage Basin Water Delivery System .....	10,482	10,599	5,850	-4,749
Water Conservation Measures .....	2,000	2,000	1,000	-1,000
Fish and Wildlife Conservation Projects .....	8,768	8,451	8,250	-201
Program Administration .....	1,750	1,950	1,900	-50
<b>SUBTOTAL APPROPRIATION</b>	<b>23,000</b>	<b>23,000</b>	<b>17,000</b>	<b>-6,000</b>
Internal Mandated Transfer .....	-4,650	-4,000	-3,800	+200
<b>TOTAL APPROPRIATION .....</b>	<b>18,350</b>	<b>19,000</b>	<b>13,200</b>	<b>-5,800</b>

### APPROPRIATION: Utah Reclamation Mitigation and Conservation Account

	2025 Actual	2026 Enacted	2027 Request	Change
<b>TOTAL APPROPRIATION .....</b>	<b>4,650</b>	<b>4,000</b>	<b>3,800</b>	<b>-200</b>





# U.S. Geological Survey

## Mission

The U.S. Geological Survey (USGS) provides actionable science to decision makers about energy and mineral resources, natural hazards, and water resources using state-of-the-art science, tools, and technology. USGS also provides authoritative mapping and characterization of the Earth’s land and water features.

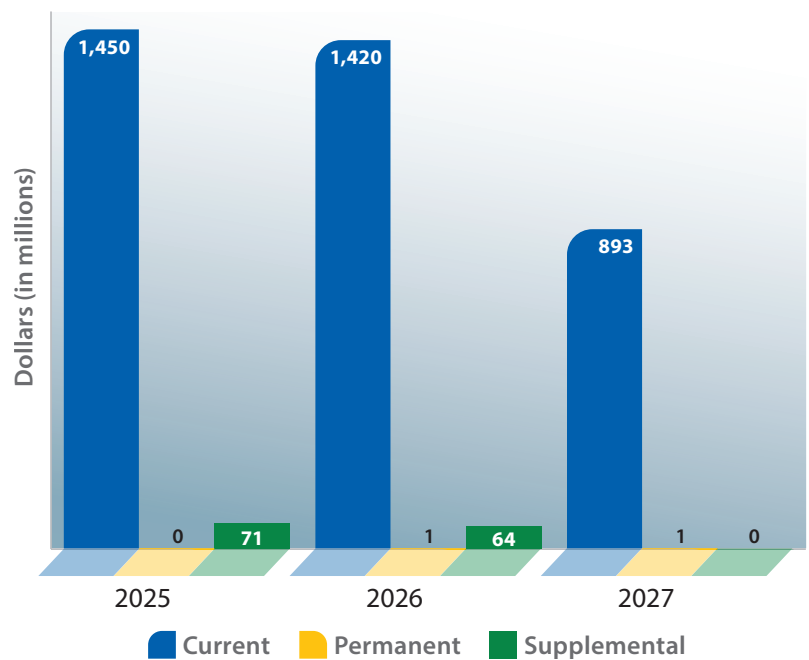
## Budget Overview

The 2027 budget request for USGS is \$892.7 million. In total, USGS estimates the budget request will support 4,736 full-time equivalents (FTE). The request emphasizes science supporting energy and mineral independence and security, including the mapping of the distribution of domestic critical minerals essential to American prosperity and security. The 2027 budget continues the elimination of the Ecosystems mission area so the Bureau can focus on priority energy and mineral activities. The 2027 budget maintains the operations of Landsats 8 and 9 and implements a phased transition to a commercial solution for the Landsat program.

### Geology, Energy, and Minerals Programs

The 2027 budget supports the reorganized Geology, Energy & Minerals mission area, which now includes managing geologic data and mapping as well as offshore energy and mineral activities. The 2027 budget increases funding for the Energy Resources and Mineral Resources Programs to advance

USGS Funding



the national priorities outlined in Executive Order (EO) 14156, *Declaring a National Energy Emergency*, and EO 14241, *Immediate Measures to Increase American Mineral Production*. These investments bolster the domestic minerals economy and accelerate the country’s response to rising energy demand. The budget accelerates domestic critical mineral mapping and innovation through the Earth Mapping Resources Initiative, directly supporting EO 14154 and Secretary’s Order 3418, *Unleashing American Energy*. It accelerates energy resource assessments that identify previously undiscovered traditional and emerging resources, supporting continued energy dominance and future innovation in the energy sector. Finally, the budget invests in building the next-generation geoscience workforce, a foundational step toward securing the future of America’s minerals industry. USGS science informs economic, technological, national security, and global trade strategies and investments; sustainable natural resource management; and the development of infrastructure.

- USGS was founded through an Act of Congress in 1879. The Organic Act provides, among other matters, that USGS is directed to classify the public lands and examine the geological structure, mineral resources, and products within and outside the national domain.
- In FY 2027, USGS will protect human health and safety by operating earthquake sensors and monitoring approximately 70 volcanoes and more than 12,000 streamgages for advanced flood warnings in the United States.
- USGS operates the Earthquake Notification Service, which delivers customizable notifications of earthquakes, their potential impacts, and other key products.
- The USGS Earth Mapping Resources Initiative (Earth MRI) is transforming the country's mapping of the planet's surface and subsurface. Since the launch of Earth MRI in 2019, USGS has partnered with more than 39 States and more than tripled coverage of the high-resolution data needed to assess the country's critical mineral resources. With the additional investment in the FY 2027 budget, USGS will expand partnerships to more than 40 States and leverage industry and State partnerships to derisk resource development in areas with elevated critical mineral potential in the United States.

### Natural Hazards Programs

USGS provides natural hazard information and tools that emergency managers and communities rely on to prepare for and respond to volcanic activity, earthquakes, hurricanes and coastal

storms, landslides, and magnetic storms. The budget supports core national monitoring, forecasting, and reporting capabilities to reduce potential fatalities, injuries, and property damage from those hazards, delivering rapid situational awareness via



To better understand ground-level magnetic-storm hazards, USGS scientists developed a new map of geoelectric fields. In some areas, expected field strengths would be enough to stress or damage high-voltage transformers and potentially lead to massive power outages.

USGS Photo.



A USGS Hawaiian Volcano Observatory geologist collects video from the south rim of the caldera at Kilauea summit. Video data help document activity and are used for later research on lava fountaining dynamics. USGS Photo.

the Advanced National Seismic System, the Global Seismographic Network, and the National Volcano Early Warning System. The Natural Hazards mission area programs also provide earthquake hazard assessments, post-fire debris-flow hazard assessments, geothermal resource investigations in volcanic systems, coastal storm inundation forecasts, and marine research and operations that support energy and mineral investigations in deep-sea settings.

#### *Water Resources Programs*

The 2027 budget supports programs that work with more than 1,800 partners to monitor, model, assess, and deliver information on water resources conditions and issues, including water quantity, quality, use, and overall availability. The request increases support for USGS streamgages and emphasizes the development of advanced monitoring technology and artificial intelligence

and machine-learning approaches to expand the collection and delivery of water data.

#### *Core Science Systems Programs*

The Core Science Systems programs provide access to science, information, data, imagery, and geospatial frameworks to improve natural resource management, support infrastructure planning, and prepare for and respond to natural hazards. In FY 2027, the National Geospatial Program will continue to provide vital mapping information depicting the topography, natural landscape, and built environment of the United States. USGS provides that information through The National Map, a compilation of nationwide topographic mapping products and geospatial datasets encompassing elevation, hydrography, structures, boundaries, and transportation data, including trails. The Science Synthesis, Analysis, and Research Program provides high-performance

supercomputing systems and data storage to provide timely and accurate Earth systems modeling for drought, weather, land management, wildland fires, landslides, and volcanoes. The budget also invests in integrated remote sensing for mine waste mapping that will help identify critical mineral resources.

The budget continues Landsats 8 and 9 operations, data production, and development activities through the National Land Imaging Program and dedicates funding for studies and other preparatory work to plan for a phased transition of the Landsat program to a commercial solution. USGS will develop a ground system that will operate one final government satellite to be launched in the early 2030s. In FY 2027, the National Aeronautics

and Space Administration and USGS will work with industry to explore and develop commercial approaches in preparation for this transition.

#### *Science Support and Facilities Programs*

The 2027 budget requests funding for USGS science and administrative leadership and support, including additional funding that will ensure the Bureau can continue to produce world-class science and serve as an effective resource for the Department and other stakeholders. It also includes resources needed to operate and maintain USGS offices, laboratories, and other facilities.

#### **Fixed Costs**

Fixed costs are fully funded.



USGS technician preparing to make a streamflow measurement from a suspended cableway during historic floods at a USGS streamgage on Icicle Creek near Leavenworth, WA.

USGS Photo.

## SUMMARY OF BUREAU APPROPRIATIONS <sup>1/</sup>

(dollar amounts in thousands)

### Comparison of 2027 Request with 2026 Enacted

	2026 Enacted		2027 Request		Change	
	FTE	Amount	FTE	Amount	FTE	Amount
<b>Current</b>						
Surveys, Investigations, and Research .....	3,392	1,484,113	2,050	892,668	-1,342	-591,445
Subtotal, Current .....	3,392	1,484,113	2,050	892,668	-1,342	-591,445
<b>Permanent</b>						
Surveys, Investigations, and Research .....	0	87	0	94	0	+7
Contributed Funds .....	2	500	2	500	0	0
Subtotal, Permanent .....	2	587	2	594	0	+7
<b>Reimbursable, Allocation, and Other</b>						
Allocation .....	66	0	66	0	0	0
Reimbursable .....	3,236	0	2,618	0	-618	0
Subtotal, Reimbursable, Allocation, and Other .....	3,302	0	2,684	0	-618	0
<b>TOTAL, U.S. GEOLOGICAL SURVEY .....</b>	<b>6,696</b>	<b>1,484,700</b>	<b>4,736</b>	<b>893,262</b>	<b>-1,960</b>	<b>-591,438</b>

<sup>1/</sup> Current funding amounts include supplemental appropriations and transfers. For further details, see Highlights of Budget Changes tables for each account.

## HIGHLIGHTS OF BUDGET CHANGES

By Appropriation Activity/Subactivity  
(dollar amounts in thousands)

### APPROPRIATION: Surveys, Investigations, and Research

	2025 Actual	2026 Enacted	2027 Request	Change
<b>Ecosystems</b>				
Environmental Health .....	29,543	28,871	0	-28,871
Species Management Research .....	64,348	60,348	0	-60,348
Land Management Research .....	54,000	50,000	0	-50,000
Biological Threats and Invasive Species Research .....	48,500	45,500	0	-45,500
Cooperative Research Units .....	28,206	28,206	0	-28,206
Climate Adaptation Science Center and Land Change Science .....	68,280	81,780	0	-81,780
Subtotal, Ecosystems .....	292,877	294,705	0	-294,705
<b>Geology, Energy, and Minerals</b>				
Geology, Energy, and Mineral Resources .....	155,337	104,664	142,468	+37,804
Subtotal, Geology, Energy, and Minerals .....	155,337	104,664	142,468	+37,804
<b>Natural Hazards</b>				
Earthquake Hazards .....	92,651	94,901	62,651	-32,250
Volcano Hazards .....	37,500	37,500	29,500	-8,000
Landslide Hazards .....	14,432	14,532	11,432	-3,100
Global Seismographic Network .....	7,000	7,000	3,500	-3,500
Geomagnetism .....	5,198	5,198	4,198	-1,000
Coastal/Marine Hazards and Resources .....	39,345	41,000	25,245	-15,755
Subtotal, Natural Hazards .....	196,126	200,131	136,526	-63,605

**APPROPRIATION: Surveys, Investigations, and Research** *(continued)*

	2025 Actual	2026 Enacted	2027 Request	Change
<b>Water Resources</b>				
Water Availability and Use Science Program .....	67,296	67,296	42,422	-24,874
Groundwater and Streamflow Information Program .....	109,976	110,976	105,047	-5,929
National Water Quality Program .....	96,000	94,500	79,620	-14,880
Water Resources Research Act Program .....	15,500	16,000	0	-16,000
Subtotal, Water Resources .....	288,772	288,772	227,089	-61,683
<b>Core Science Systems</b>				
National Land Imaging Program .....	115,071	116,206	90,721	-25,485
Science Synthesis, Analysis, and Research Program .....	23,266	25,000	14,520	-10,480
National Cooperative Geological Mapping Program .....	0	43,500	0	-43,500
National Geospatial Program .....	89,650	91,421	51,472	-39,949
Subtotal, Core Science Systems .....	227,987	276,127	156,713	-119,414
<b>Science Support</b>				
Information Services .....	23,500	16,975	18,500	+1,525
Administration and Management .....	81,500	56,708	61,500	+4,792
Subtotal, Science Support .....	105,000	73,683	80,000	+6,317
<b>Facilities</b>				
Rental Payments and Operations Maintenance .....	109,258	105,261	94,258	-11,003
Facilities Maintenance, Modernization, and Restoration Program .....	74,840	74,840	55,614	-19,226
Subtotal, Facilities .....	184,098	180,101	149,872	-30,229
Special Initiatives (Congressionally Directed Spending) .....	0	2,250	0	-2,250
<b>SUBTOTAL APPROPRIATION</b> .....	1,450,197	1,420,433	892,668	-527,765
American Relief Act (P.L. 118-158) .....	2,743	0	0	0
Infrastructure Investment and Jobs Act (P.L. 117-58) .....	69,000	64,000	0	-64,000
Transfer to OIG (P.L. 117-58) .....	-345	-320	0	+320
<b>TOTAL APPROPRIATION</b> .....	1,521,595	1,484,113	892,668	-591,445



# U.S. Fish and Wildlife Service

## Mission

The mission of the U.S. Fish and Wildlife Service (FWS) is to work with partners to conserve, protect, and enhance fish, wildlife, plants, and their habitats for the continuing benefit of the American people.

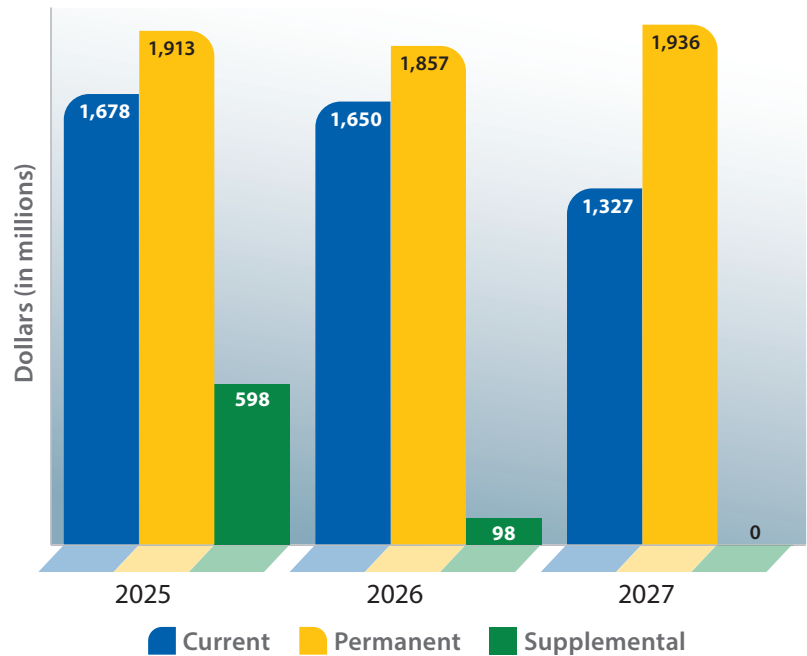
## Budget Overview

The 2027 budget request for FWS is \$1.3 billion. In total, FWS estimates the budget request will support 6,295 full-time equivalents (FTE). The budget includes resources and authorities to transfer the National Marine Fisheries Service's (NMFS) Office of Protected Resources and associated Endangered Species Act (ESA) and Marine Mammal Protection Act (MMPA) implementation responsibilities into FWS, which will streamline permitting activities and ensure consistency in ESA and MMPA implementation across the Federal Government. This consolidation will improve the efficiency of implementing the ESA by having a single agency review projects impacting endangered species, rather than two that have to then coordinate their reviews. With this proposal, FWS would take over the workload of listing, delisting, and consulting on projects impacting endangered species and have sufficient funding to maintain marine mammal stock assessments.

## Resource Management

The 2027 budget provides \$1.3 billion for Resource Management. One of the keys to unleashing American energy

## FWS Funding



is effective and efficient implementation of the ESA. The 2027 budget increases funding to reduce environmental review timeframes for energy projects under the ESA.

The National Wildlife Refuge System (NWRS) is among the world's most significant land and water systems that are managed for the benefit of fish and wildlife. Since 1903, the NWRS has provided habitats to benefit wildlife and unparalleled outdoor experiences for all Americans. The 2027 budget includes funding for visitor services throughout the NWRS to better support gateway communities; ensure continued implementation of Secretary's Order 3435, *Implementation of the Expanding Public Lands Outdoor Recreation Experiences Act*; facilitate high-quality recreational opportunities; and coordinate with Friends Groups and volunteers.

To provide safety and security for the visiting public and FWS staff, the budget supports Federal Wildlife Officers who

## U.S. FISH AND WILDLIFE SERVICE Facts



- FWS originated in 1871 to determine why fisheries were declining off our country's coasts and inland waters and how to fix the problem.
- FWS manages more than 96 million acres of land and approximately 760 million acres of submerged land in the National Wildlife Refuge System, composed of 573 national wildlife refuges, 8 national monuments, and thousands of small wetlands.
- FWS manages 71 hatcheries as part of the National Fish Hatchery System, a global leader in conservation aquaculture that raises and distributes more than 200 million individual fish and other aquatic animals each year to enhance State and tribally managed recreational fisheries, fulfill Tribal trust responsibilities, recover threatened and endangered species, and prevent at-risk species from becoming endangered.

are also routinely involved with local and other Federal law enforcement agencies in cooperative efforts to combat drug trafficking, address border security issues, and aid in other security challenges. The 2027 budget includes funding for refuge law enforcement to support the retention of workforce gains, salary increases, and officer-related field support realized in previous years. FWS will continue to enforce wildlife laws and stop illicit trade in wildlife and wildlife products. The 2027 budget also eliminates many programs that spend

American tax dollars on foreign species in different countries rather than focusing limited resources on America's native endangered species first.

Although FWS is responsible for conserving natural resources across broad landscapes, its work to conserve natural resources is aided by partnerships with States, Tribes, and private landowners. These intergovernmental funding efforts will be complemented by FWS investments in partnerships with private landowners. FWS works



FWS biologist looks towards mountains in the background at the National Elk Refuge, WY.

FWS Photo.

with landowners to preserve working landscapes for the benefit of plants, wildlife, agriculture, ranching, timber, and other traditional land uses.

### Construction

The 2027 budget provides \$13.7 million for construction to maintain FWS's infrastructure to help millions of visitors experience our national treasures and to support American jobs at our refuges.

### North American Wetlands Conservation Fund

The 2027 budget provides \$10.0 million for the North American Wetlands Conservation Fund to continue cost-shared partnership projects for wetlands conservation supporting outdoor recreation.

### Fixed Costs

Fixed costs are fully funded.

## SUMMARY OF BUREAU APPROPRIATIONS <sup>1/</sup>

(dollar amounts in thousands)

### Comparison of 2027 Request with 2026 Enacted

	2026 Enacted		2027 Request		Change	
	FTE	Amount	FTE	Amount	FTE	Amount
<b>Current</b>						
Resource Management .....	5,065	1,549,060	4,839	1,303,574	-226	-245,486
Construction .....	37	14,709	37	13,705	0	-1,004
National Wildlife Refuge Fund .....	0	13,228	0	0	0	-13,228
Cooperative Endangered Species Conservation Fund .....	7	22,202	0	0	-7	-22,202
North American Wetlands Conservation Fund .....	8	49,000	8	10,000	0	-39,000
Multinational Species Conservation Fund .....	4	21,000	0	0	-4	-21,000
Neotropical Migratory Bird Conservation .....	1	5,000	0	0	-1	-5,000
State Wildlife Grants .....	19	73,812	0	0	-19	-73,812
Subtotal, Current .....	5,141	1,748,011	4,884	1,327,279	-257	-420,732
<b>Permanent</b>						
Land Acquisition .....	89	108,912	89	120,452	0	+11,540
National Wildlife Refuge Fund .....	3	8,035	3	8,000	0	-35
Federal Aid in Wildlife Restoration .....	46	964,164	46	1,019,369	0	+55,205
Sport Fish Restoration .....	42	547,244	42	554,143	0	+6,899
Cooperative Endangered Species Conservation Fund .....	0	127,856	0	132,902	0	+5,046
North American Wetlands Conservation Fund .....	0	141	1	141	+1	0
Migratory Bird Conservation Account .....	73	84,872	70	84,500	-3	-372
Recreation Enhancement Fee Program, FWS .....	27	7,000	27	7,000	0	0
Miscellaneous Permanent Appropriations .....	4	4,150	4	4,150	0	0
Contributed Funds .....	15	5,000	15	5,000	0	0
Coastal Impact Assistance .....	1	0	1	0	0	0
Subtotal, Permanent .....	300	1,857,374	298	1,935,657	-2	+78,283
<b>Reimbursable, Allocation, and Other</b>						
Allocation .....	428	0	203	0	-225	0
Reimbursable .....	910	0	910	0	0	0
Subtotal, Reimbursable, Allocation, and Other .....	1,338	0	1,113	0	-225	0
<b>TOTAL, U.S. FISH AND WILDLIFE SERVICE .....</b>	<b>6,779</b>	<b>3,605,385</b>	<b>6,295</b>	<b>3,262,936</b>	<b>-484</b>	<b>-342,449</b>

<sup>1/</sup> Current funding amounts include supplemental appropriations and transfers. For further details, see Highlights of Budget Changes tables for each account.

## HIGHLIGHTS OF BUDGET CHANGES

By Appropriation Activity/Subactivity  
(dollar amounts in thousands)

### APPROPRIATION: Resource Management

	2025 Actual	2026 Enacted	2027 Request	Change
<b>Ecological Services</b>				
Listing .....	22,000	14,000	7,352	-6,648
Planning and Consultation .....	125,191	116,485	106,915	-9,570
Conservation and Restoration .....	37,821	36,822	28,498	-8,324
Recovery .....	105,522	110,223	107,195	-3,028
Marine Functions .....	0	0	178,000	+178,000
Subtotal, Ecological Services .....	290,534	277,530	427,960	+150,430
<b>Habitat Conservation</b>				
Partners for Fish and Wildlife .....	59,000	56,760	54,316	-2,444
Coastal Programs .....	13,000	13,000	12,599	-401
Subtotal, Habitat Conservation .....	72,000	69,760	66,915	-2,845
<b>National Wildlife Refuge System</b>				
Wildlife and Habitat Management .....	255,457	254,735	185,330	-69,405
Visitor Services .....	76,100	74,500	67,469	-7,031
Refuge Law Enforcement .....	49,500	46,500	49,479	+2,979
Conservation Planning .....	2,800	2,300	1,498	-802
Refuge Maintenance .....	144,000	144,000	113,212	-30,788
Subtotal, National Wildlife Refuge System .....	527,857	522,035	416,988	-105,047
<b>Conservation and Enforcement</b>				
Migratory Bird Management .....	53,212	51,356	39,993	-11,363
Law Enforcement .....	91,859	91,859	75,449	-16,410
International Affairs .....	27,593	28,593	20,519	-8,074
Subtotal, Conservation and Enforcement .....	172,664	171,808	135,961	-35,847
<b>Fish and Aquatic Conservation</b>				
National Fish Hatchery Operations .....	75,502	79,005	62,331	-16,674
Maintenance and Equipment .....	25,100	24,550	20,591	-3,959
Aquatic Habitat and Species Conservation .....	122,414	122,220	71,669	-50,551
Subtotal, Fish and Aquatic Conservation .....	223,016	225,775	154,591	-71,184
<b>Science Applications</b>				
Science Partnerships .....	24,931	21,931	0	-21,931
Service Science .....	8,850	8,850	0	-8,850
Subtotal, Science Applications .....	33,781	30,781	0	-30,781
<b>General Operations</b>				
Central Office Operations .....	33,284	22,657	18,491	-4,166
Management and Administration .....	44,166	36,983	18,493	-18,490
Aviation Management .....	3,296	3,296	3,295	-1
Servicewide Bill Paying .....	45,300	41,275	42,888	+1,613
National Fish and Wildlife Foundation .....	1,955	5,500	3,000	-2,500
National Conservation Training Center .....	27,500	25,000	14,992	-10,008
Subtotal, General Operations .....	155,501	134,711	101,159	-33,552

**APPROPRIATION: Resource Management** *(continued)*

	2025 Actual	2026 Enacted	2027 Request	Change
Stewardship Priorities (Congressionally Directed Spending) .....	0	19,115	0	-19,115
SUBTOTAL APPROPRIATION .....	1,475,353	1,451,515	1,303,574	-147,941
Infrastructure Investment and Jobs Act (P.L. 117-58) .....	91,000	91,000	0	-91,000
Transfer from USFS (P.L. 117-58) .....	7,000	7,000	0	-7,000
Transfer to OIG (P.L. 117-58) .....	-455	-455	0	+455
TOTAL APPROPRIATION .....	1,572,898	1,549,060	1,303,574	-245,486

**APPROPRIATION: Construction**

	2025 Actual	2026 Enacted	2027 Request	Change
Nationwide Engineering Services				
Core Engineering Services .....	4,901	4,901	4,897	-4
Environmental Compliance .....	624	624	624	0
Waste Prevention and Recycling .....	63	63	63	0
Subtotal, Nationwide Engineering Services .....	5,588	5,588	5,584	-4
Dam, Bridge, and Seismic Safety				
Bridge Safety Inspections .....	1,239	1,239	1,239	0
Dam Safety Inspections .....	1,113	1,113	1,113	0
Seismic Safety .....	75	75	75	0
Subtotal, Dam, Bridge, and Seismic Safety .....	2,427	2,427	2,427	0
Line Item Construction Projects .....	11,265	6,694	5,694	-1,000
SUBTOTAL APPROPRIATION .....	19,280	14,709	13,705	-1,004
American Relief Act (P.L. 118-158) .....	500,000	0	0	0
TOTAL APPROPRIATION .....	519,280	14,709	13,705	-1,004

**APPROPRIATION: National Wildlife Refuge Fund**

	2025 Actual	2026 Enacted	2027 Request	Change
TOTAL APPROPRIATION .....	13,228	13,228	0	-13,228

**APPROPRIATION: Cooperative Endangered Species Conservation Fund**

	2025 Actual	2026 Enacted	2027 Request	Change
Grants and Administration				
Conservation Grants .....	13,300	11,930	0	-11,930
Habitat Conservation Plan Assistance Grants .....	7,000	7,680	0	-7,680
Administration .....	2,700	2,592	0	-2,592
TOTAL APPROPRIATION .....	23,000	22,202	0	-22,202

**APPROPRIATION: North American Wetlands Conservation Fund**

	2025 Actual	2026 Enacted	2027 Request	Change
TOTAL APPROPRIATION .....	49,000	49,000	10,000	-39,000

**APPROPRIATION: Multinational Species Conservation Fund**

	2025 Actual	2026 Enacted	2027 Request	Change
African Elephant Conservation Fund .....	4,682	4,796	0	-4,796
Asian Elephant Conservation Fund .....	2,945	3,017	0	-3,017
Rhinoceros and Tiger Conservation Fund .....	6,236	6,388	0	-6,388
Great Ape Conservation Fund .....	3,711	3,802	0	-3,802
Marine Turtle Conservation Fund .....	2,926	2,997	0	-2,997
TOTAL APPROPRIATION .....	20,500	21,000	0	-21,000

**APPROPRIATION: Neotropical Migratory Bird Conservation Fund**

	2025 Actual	2026 Enacted	2027 Request	Change
TOTAL APPROPRIATION .....	5,000	5,000	0	-5,000

**APPROPRIATION: State Wildlife Grants**

	2025 Actual	2026 Enacted	2027 Request	Change
State Wildlife Grants (Formula) .....	59,000	60,000	0	-60,000
State Wildlife Grants (Competitive) .....	7,284	7,612	0	-7,612
Tribal Wildlife Grants .....	6,100	6,200	0	-6,200
TOTAL APPROPRIATION .....	72,384	73,812	0	-73,812



# National Park Service

## Mission

As stated in the Organic Act of 1916, the purpose of the National Park Service (NPS) is “to conserve the scenery and the natural and historic objects and the wildlife therein and to provide for the enjoyment of the same in such manner and by such means as will leave them unimpaired for the enjoyment of future generations.”

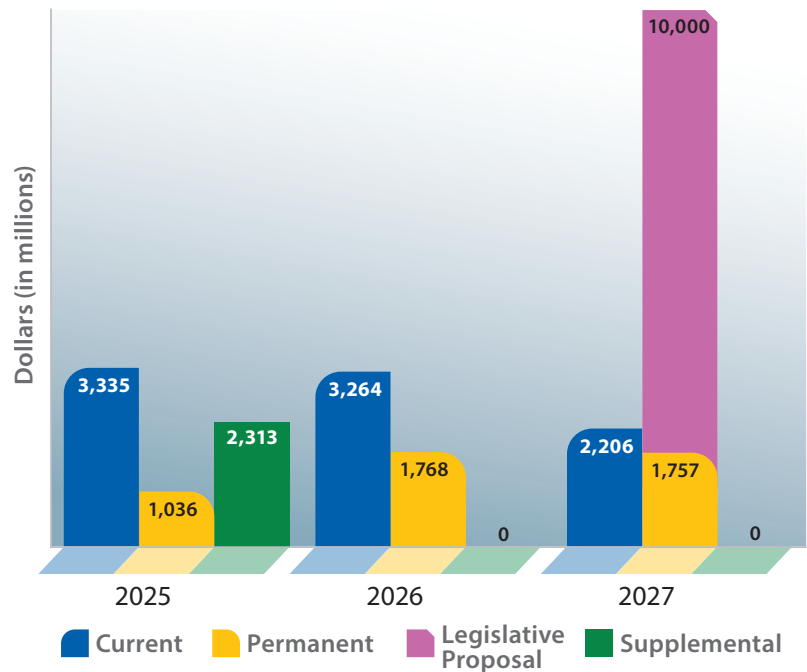
## Budget Overview

The 2027 budget request for NPS is \$2.2 billion. NPS estimates total staffing will equal 13,119 full-time equivalents (FTE) in 2027. These levels reflect the funding priority given to NPS core operations and identify savings from programs and areas outside the National Park System core mission. The budget focuses resources on ensuring parks are open, accessible, and safe for all Americans while also updating entry fees to ensure foreign visitors appropriately contribute to the maintenance and preservation of the history and beauty of our national parks.

## Program Overview

The National Park System covers 85 million acres and comprises 433 sites, including 139 historical parks or sites, 87 national monuments, 63 national parks, 31 national memorials, 25 battlefields or military parks, and 88 otherwise designated national park units. NPS also helps administer Wild and Scenic Rivers, National Historic Landmarks, National Trails, and the National Register of Historic Places.

## NPS Funding



Aside from vast areas of wildlands across the Federal estate, national parks feature spectacular sites that are for use by all Americans as places to recreate, enjoy, and appreciate the American outdoors. In addition, NPS staff work with communities across the country to help preserve local history and create close-to-home recreational opportunities.

## Park Operations

The 2027 NPS budget request for operations is \$2.1 billion. The budget prioritizes funding for park unit operations and the U.S. Park Police and proposes savings from changes in project-specific funding, narrowly focused activities, and externally driven costs.

To ensure public safety and the protection of resources in the parks, the budget includes \$561.6 million for law enforcement and health and safety programs. NPS law enforcement programs—including the U.S. Park Police at the Washington, DC; New York City; and San Francisco-area

## NATIONAL PARK SERVICE Facts



- In 1916, Congress created the National Park Service, also known as “America’s Best Idea,” which now includes 433 park units, encompassing 85 million acres in all 50 States and four territories.
- To fulfill President Trump’s Executive Order 14252, *Making the District of Columbia Safe and Beautiful*, NPS is rehabilitating parks, fountains, and monuments across the city—some of which have not functioned in decades.
- Visitors to the NPS App can explore more than 400 national parks, find interactive maps, take virtual tours of park places, obtain on-the-ground accessibility information, and much more to plan their national park adventures.
- As the proud steward of America’s most sacred historical places, NPS joins the country in celebrating the 250th anniversary of American independence in 2026. From Independence Hall and the Statue of Liberty to Revolutionary War battlefields, memorials to our country’s founders, and more than 400 special places associated with American history, national parks across the country provide opportunities for the enjoyment, education, and inspiration of this and future generations of Americans.

NPS sites—enforce Federal laws and regulations within all park units, emphasizing protection of park resources and prevention of illegal activities and illicit drug operations. Park protection activities are important to stewardship of the parks, helping to keep natural and cultural resources unimpaired for future generations and providing the public the opportunity to enjoy the national park units in safety while ensuring the security of NPS property and personnel.

Gateway communities are essential partners in the success and sustainability of the National Park System. These communities provide critical infrastructure, such as lodging, emergency services, transportation, and hospitality support that millions of park visitors rely on each year. In many cases, gateway communities also serve as stewards of the lands and cultural and historical resources surrounding a System unit and contribute to the visitor experience through education, interpretation, and local initiatives. Under Secretary’s Order 3434, *Strengthening Coordination with Gateway Communities*, NPS is deepening collaborative planning, meaningful engagement, and shared stewardship with gateway communities.

NPS proposes \$226.2 million to support the visitor experience at national park areas. Visitor services foster an understanding and appreciation of the natural beauty and cultural and historical significance of each park. These interpretation,

education, and management programs ensure America’s natural, cultural, and recreational treasures are understood by and available to all Americans. To help showcase and care for these treasures, NPS values the help of a strong volunteer force, organized through partnerships, to support visitor services. This budget request also supports



Mount Storm King viewpoint of Lake Crescent in Olympic National Park, WA. NPS Photo.



Long Point near Wolf Creek Falls in New River Gorge National Park and Preserve, WV.

NPS Photo.

NPS management of the thousands of concession contracts, commercial use authorizations, and operating leases that enhance the visitor experience and protect resources.

The budget for Resource Stewardship supports the NPS mission by ensuring Americans can experience the iconic natural landscapes and historical landmarks that make up the National Park System. Public lands are home to some of America’s most recognizable animals and landscapes. Resource management actions and investments across the National Park System address site-specific challenges that occur at the park level. NPS personnel work collaboratively with partners and stakeholders, using gold standard science, to steward parks’ natural resources into the next generation. The budget includes \$185.4 million to support the protection and management of America’s resources for current and future generations to enjoy and continues to prioritize funding to ensure effective and efficient management.

### **Construction**

The 2027 request includes \$48.7 million to fund construction management, planning, operations, and special programs. This funding level will help address needed capital improvements and deferred maintenance and allow for targeted and measurable upgrades to NPS’s highest priority assets.

### **National Recreation and Preservation**

The 2027 budget request includes \$6.0 million for National Recreation and Preservation and focused funding for activities such as national register programs, grants administration, and environmental compliance.

### **Historic Preservation**

The Historic Preservation Fund (HPF) contributes to NPS’s goal of protecting significant and diverse historic resources but largely supports non-Federal responsibilities. Grants from the HPF serve as catalysts for protecting our country’s heritage. The 2027 budget request for the HPF is \$11.0 million for grants to Historically Black Colleges and

Universities to document and preserve historic structures to allow for focused investment while refocusing funding on primary Federal responsibilities.

### **Recreation Fee Program**

This permanent funding program operates under the authority of the Federal Lands Recreation Enhancement Act (Public Law 108–447). The Act authorizes NPS to collect recreation fees at select parks and requires no less than 80 percent of fee revenues to be used to improve visitor services and enhance the visitor experience at those parks. As much as 20 percent of fee revenues can be used to improve units throughout the National Park System. As part of the Administration’s commitment to enhancing access for American residents as prescribed by Executive Order 14314, *Making America Beautiful Again by Improving Our National*

*Parks*, the Department is also implementing America-first entry fee policies. In November 2025, Interior announced the most significant modernization of national park access in decades, delivering new digital America the Beautiful passes, updated annual pass artwork, expanded motorcycle access, and a new resident-focused fee structure that puts American families first. U.S. residents will continue to enjoy affordable pricing, and nonresidents will pay a higher rate to help support the care and maintenance of America’s parks.

### **Presidential Capital Stewardship Program**

As the capital of the greatest country in the history of the world, Washington, DC should showcase beautiful, clean, and safe public spaces. However, many historic park features and public-facing infrastructure throughout the city show signs of decay after years of heavy public use and



Lincoln Memorial in Washington, DC.

NPS Photo.

inadequate maintenance. Under President Trump’s leadership, the Administration is committed to making Washington, DC—a once-great city—safe, clean, and beautiful again. The budget includes \$10.0 billion in mandatory funding to establish the Presidential Capital Stewardship Program within NPS to coordinate, plan, and execute targeted, priority construction and beautification projects in and around Washington, DC. Once complete, these projects will improve safety and accessibility,

rehabilitate historic buildings and landscapes, and enhance architectural grandeur so that Americans can once again be proud of their capital. In addition, this generational investment in the restoration of Washington, DC will drive economic development in the city, increase visitation from across the world, and lower future infrastructure lifecycle costs.

### Fixed Costs

Fixed costs are fully funded.

## SUMMARY OF BUREAU APPROPRIATIONS <sup>1/</sup>

(dollar amounts in thousands)

### Comparison of 2027 Request with 2026 Enacted

	2026 Enacted		2027 Request		Change	
	FTE	Amount	FTE	Amount	FTE	Amount
<b>Current</b>						
Operation of the National Park System .....	11,488	2,897,895	8,984	2,140,752	-2,504	-757,143
Centennial Challenge .....	9	5,000	0	0	-9	-5,000
National Recreation and Preservation .....	148	91,596	20	6,043	-128	-85,553
Historic Preservation Fund .....	7	181,059	1	11,000	-6	-170,059
Construction (and Major Maintenance) .....	261	88,461	201	48,675	-60	-39,786
Subtotal, Current .....	11,913	3,264,011	9,206	2,206,470	-2,707	-1,057,541
<b>Permanent</b>						
Presidential Capital Stewardship Program <sup>2/</sup> .....	0	0	100	10,000,000	+100	+10,000,000
Land Acquisition and State Assistance .....	170	582,437	170	596,606	0	+14,169
Recreation Fee Permanent Appropriations .....	1,770	596,372	1,770	666,372	0	+70,000
Other Permanent Appropriations .....	442	296,283	442	302,202	0	+5,919
Miscellaneous Trust Funds .....	305	293,003	305	192,003	0	-101,000
Subtotal, Permanent .....	2,687	1,768,095	2,787	11,757,183	+100	+9,989,088
<b>Reimbursable, Allocation, and Other</b>						
Allocation .....	695	0	382	0	-313	0
Reimbursable .....	744	0	744	0	0	0
Subtotal, Reimbursable, Allocation, and Other .....	1,439	0	1,126	0	-313	0
<b>TOTAL, NATIONAL PARK SERVICE .....</b>	<b>16,039</b>	<b>5,032,106</b>	<b>13,119</b>	<b>13,963,653</b>	<b>-2,920</b>	<b>+8,931,547</b>

<sup>1/</sup> Current funding amounts include supplemental appropriations and transfers. For further details, see Highlights of Budget Changes tables for each account.

<sup>2/</sup> The 2027 budget includes a legislative proposal of \$10.0 billion for Washington, DC beautification.

## HIGHLIGHTS OF BUDGET CHANGES

By Appropriation Activity/Subactivity  
(dollar amounts in thousands)

### APPROPRIATION: Operation of the National Park System

	2025 Actual	2026 Enacted	2027 Request	Change
Park Management				
Resource Stewardship .....	360,035	398,820	185,357	-213,463
Visitor Services .....	267,848	277,635	226,196	-51,439
Park Protection .....	460,926	426,076	561,629	+135,553
Facility Operations Maintenance .....	914,048	945,235	578,801	-366,434
Park Support .....	671,355	652,217	419,514	-232,703
Subtotal, Park Management .....	2,674,212	2,699,983	1,971,497	-728,486
External Administrative Costs .....	220,212	201,212	169,255	-31,957
<b>SUBTOTAL APPROPRIATION</b>	<b>2,894,424</b>	<b>2,901,195</b>	<b>2,140,752</b>	<b>-760,443</b>
External Mandated Transfer .....	-3,300	-3,300	0	+3,300
Transfer from Medical Services Fund .....	1,351	0	0	0
Transfer in for drug trafficking deterrent actions ..	132	0	0	0
Transfer to Denali Commission .....	-48	0	0	0
<b>TOTAL APPROPRIATION</b> .....	<b>2,892,559</b>	<b>2,897,895</b>	<b>2,140,752</b>	<b>-757,143</b>

### APPROPRIATION: Centennial Challenge

	2025 Actual	2026 Enacted	2027 Request	Change
<b>TOTAL APPROPRIATION</b> .....	<b>12,000</b>	<b>5,000</b>	<b>0</b>	<b>-5,000</b>

### APPROPRIATION: National Recreation and Preservation

	2025 Actual	2026 Enacted	2027 Request	Change
Natural Programs .....	18,579	18,579	0	-18,579
Cultural Programs .....	39,327	39,327	5,311	-34,016
Environmental Compliance and Review .....	465	465	232	-233
International Park Affairs .....	1,990	1,990	500	-1,490
Heritage Partnership Programs .....	29,232	30,985	0	-30,985
Statutory and Contractual Aid .....	0	250	0	-250
<b>TOTAL APPROPRIATION</b> .....	<b>89,593</b>	<b>91,596</b>	<b>6,043</b>	<b>-85,553</b>

**APPROPRIATION: Historic Preservation Fund**

	2025 Actual	2026 Enacted	2027 Request	Change
Grants-In-Aid				
Grants-In-Aid to States and Territories .....	62,150	62,150	0	-62,150
Grants-In-Aid to Indian Tribes .....	23,000	23,750	0	-23,750
Paul Bruhn Historic Revitalization Grants .....	10,000	7,906	0	-7,906
Grants-in-Aid to Historically Black Colleges & Universities .....	11,000	11,000	11,000	0
Competitive Grants-in-Aid .....	30,250	30,250	0	-30,250
Semiquincentennial Preservation Grants .....	7,000	4,907	0	-4,907
Subtotal, Grants-In-Aid .....	143,400	139,963	11,000	-128,963
Grants-in-Aid—Save America's Treasures .....	25,500	25,500	0	-25,500
Historic Preservation Fund Projects .....	0	15,596	0	-15,596
SUBTOTAL APPROPRIATION .....	168,900	181,059	11,000	-170,059
American Relief Act (P.L. 118–158) .....	50,000	0	0	0
TOTAL APPROPRIATION .....	218,900	181,059	11,000	-170,059

**APPROPRIATION: Construction (and Major Maintenance)**

	2025 Actual	2026 Enacted	2027 Request	Change
Line Item Construction Projects .....	80,600	3,190	0	-3,190
Special Programs				
Emergencies and Unscheduled Projects .....	3,848	3,848	5,001	+1,153
Housing Program .....	7,886	7,886	15,126	+7,240
Dam Safety and Security Program .....	1,247	1,247	0	-1,247
Equipment Replacement Program .....	18,874	18,874	0	-18,874
Subtotal, Special Programs .....	31,855	31,855	20,127	-11,728
Line Item Construction Planning .....	12,000	7,800	0	-7,800
Construction Program Management and Operations .....	34,891	34,891	22,811	-12,080
Management Planning .....	12,909	10,725	5,737	-4,988
SUBTOTAL APPROPRIATION .....	172,255	88,461	48,675	-39,786
American Relief Act (P.L. 118–158) .....	2,262,871	0	0	0
TOTAL APPROPRIATION .....	2,435,126	88,461	48,675	-39,786





# Bureau of Indian Affairs

## Mission

The mission of the Bureau of Indian Affairs (BIA) is to enhance the quality of life, promote economic opportunity, and carry out the responsibility to protect and improve the trust assets of American Indians, Indian Tribes, and Alaska Natives.

## Budget Overview

The 2027 budget for BIA is \$1.8 billion in current appropriations. BIA estimates the budget will support staffing of 2,817 full-time equivalents (FTE) in 2027.

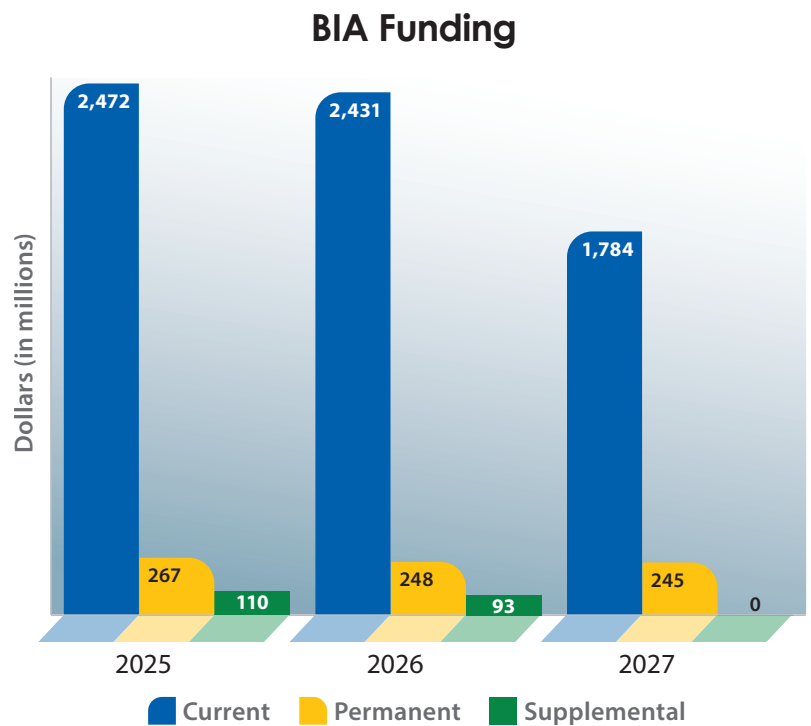
The Bureau plays a primary role in carrying out Federal trust, treaty, and other responsibilities for 575 currently federally recognized Tribes, with a service population of nearly 2 million American Indians and Alaska Natives in Tribal and native communities nationwide. The 2027 budget supports continuing core efforts to advance self-governance and self-determination, foster stronger economies and self-sufficiency, and support safe Indian communities through a wide range of activities.

## Operation of Indian Programs

The 2027 budget includes \$1.3 billion for the Operation of Indian Programs account. Priorities in this account are as follows.

### Protect Indian Country

BIA's Office of Justice Services (OJS) funds law enforcement, corrections, and court services to maintain safe Tribal communities. These programs



support 198 law enforcement programs and 101 corrections programs run by Tribes and by BIA as direct services. OJS funding also supports the Missing and Murdered Unit, including Operation Spirit Return, an initiative implemented in the spring of 2025 by the Trump administration to help solve missing and unidentified persons cases involving American Indians and Alaska Natives in the United States. The operation identifies unknown human remains located in or close to Indian Country that are believed to belong to either American Indian or Alaska Native persons and focuses on reuniting those remains with family members and returning them to their Tribal communities. Overall, BIA's budget for Public Safety and Justice activities is \$560.3 million, which includes \$286.4 million for Criminal Investigation and Police Services and \$142.4 million for Detentions and Corrections.

### Promote Tribal Self-Determination

The Department supports Tribal sovereignty. The BIA Tribal Government activity supports resources for Tribes and



- BIA was established in 1824 under the War Department and transferred to the Department of the Interior in 1849.
- BIA provides services to American Indians and Alaska Natives from the 575 federally recognized Tribes in the 48 contiguous States and Alaska.
- The Bureau administers and manages 56 million surface acres and 59 million acres of subsurface mineral estates held in trust by the United States for individual Indians and Tribes.
- More than 80 percent of Indian Affairs employees are American Indian or Alaska Native.



Totem pole at the Alaska Native Heritage Center in Anchorage.

DOI Photo.

Alaska Native entities to strengthen and sustain Tribal government systems and support Tribal self-governance through the Indian Self-Determination and Education Assistance Act (ISDEAA) (Public Law 93–638) contracting and self-governance compacting process.

On January 23, 2025, President Trump issued a memorandum of support for full Federal recognition for the Lumbee Tribe of North Carolina. On December 18, 2025, when President Trump signed the National Defense Authorization Act for Fiscal Year 2026 (Public Law 119–60), which contained the Lumbee Fairness Act, the Lumbee Tribe attained full recognition. The budget includes \$5 million in the New Tribes program for the Lumbee Tribe, and the Department will work in consultation with the Tribe on a needs assessment to provide to Congress.

### *Manage Trust Resources, Lands, and Energy Development*

BIA's Trust-Natural Resources Management activity supports the stewardship and development of energy resources on trust lands in Indian Country. Natural resource programs assist Tribes in the management, development, and protection of Indian trust land and natural resources on 56 million surface acres and 59 million acres of subsurface mineral estates. These programs enable Tribal trust landowners to optimize the use of resources, providing benefits such as revenue, jobs, and the protection of traditional resources.



Secretary Burgum meets with Tribal leaders in February 2026.

BIA Photo.

The budget includes funding to modernize the probate process and reduce the current decades-old backlog, which will unlock Indian lands for economic development and other uses. The funding will support probate surge operations and performance-driven incentive programs. This funding aligns with the Department's broader modernization agenda and will be developed with Tribal partners to ensure cultural, legal, and operational relevance.

The Energy and Minerals activity within Trust-Natural Resources Management supports Executive Order (EO) 14154, *Unleashing American Energy*, and the Administration's priority for domestic energy abundance and economic development, including management and development of energy resources on Tribal lands. Income from energy and mineral production is the largest source of revenue generated from natural resources on trust lands. The 2027 budget commits to the Indian Energy Service Center, which coordinates Indian energy development activities across Interior's bureaus. The Center facilitates communication and coordination

to enhance BIA's ability to process leases, the Bureau of Land Management's responsibility for Applications for Permit to Drill approval and monitoring, and the Office of Natural Resources Revenue's responsibilities for revenue accounting.

The 2027 budget also supports EO 14225, *Immediate Expansion of American Timber Production*, and the Administration's active forest management reforms on Indian forest lands, which are managed by 300 Tribes across 19.2 million acres. The funding supports the development, maintenance, and enhancement of forest resources in accordance with sustained yield principles included in forest management plans.

### **Tribal Priority Allocations**

Tribal Priority Allocations (TPAs) give Tribes the opportunity to further Indian self-determination by establishing their own priorities and reallocating Federal funds among programs in this budget category. The 2027 budget proposes TPA funding of \$459.9 million.

### **Contract Support Costs**

The President’s Budget maintains the Administration’s support for the principles of Tribal self-determination and strengthening Tribal communities across Indian Country by fully funding Contract Support Costs at \$215.9 million. Contract Support Costs enable Tribes to assume responsibility for operating Federal programs by covering the costs to administer the programs.

### **Payments for Tribal Leases**

The budget fully funds \$147.6 million for Payments for Tribal Leases, which includes Tribal facility lease agreements under section 105(l) of the ISDEAA, in support of Tribal self-determination.

### **Construction**

The 2027 budget proposes \$88.1 million for BIA’s Construction activities, including funding for

facilities replacement and deferred maintenance projects for public safety and justice facilities, irrigation projects and dams, and regional and agency offices serving Tribal programs and operations in Indian Country.

### **Land and Water Claim Settlements**

The 2027 budget proposes \$58.9 million to meet Indian settlement commitments. The funding request covers the continuing implementation of the Truckee River Operating Agreement (Public Law 101–618), the White Earth Land Settlement Act (Public Law 99–264), and funding for Federal payments authorized in the Hualapai Tribe Water Rights Settlement Act of 2022 (Public Law 117–349).

### **Fixed Costs**

Fixed costs are fully funded.



Indian Country Police Officer Training Program graduation.

DOI Photo.

## SUMMARY OF BUREAU APPROPRIATIONS <sup>1/</sup>

(dollar amounts in thousands)

### Comparison of 2027 Request with 2026 Enacted

	2026 Enacted		2027 Request		Change	
	FTE	Amount	FTE	Amount	FTE	Amount
<b>Current</b>						
Operation of Indian Programs .....	2,931	1,976,184	2,407	1,272,857	-524	-703,327
Contract Support Costs .....	0	205,418	0	215,926	0	+10,508
Payments for Tribal Leases .....	0	138,324	0	147,563	0	+9,239
Construction .....	59	185,530	34	88,097	-25	-97,433
Indian Land and Water Claim Settlements and Miscellaneous Payments to Indians .....	0	976	0	58,897	0	+57,921
Indian Guaranteed Loan Program Account .....	11	13,329	2	500	-9	-12,829
Indian Land Consolidation .....	13	4,000	0	0	-13	-4,000
Subtotal, Current .....	3,014	2,523,761	2,443	1,783,840	-571	-739,921
<b>Permanent</b>						
Indian Guaranteed Loan Program Account .....	0	3,085	0	0	0	-3,085
White Earth Settlement Fund .....	0	1,750	0	1,750	0	0
Miscellaneous Permanent Appropriations .....	222	148,818	222	148,095	0	-723
Operation and Maintenance of Quarters .....	13	3,684	13	3,754	0	+70
Selis-Qlispe Ksanka Settlement Trust Fund .....	0	90,000	0	90,000	0	0
Gifts and Donations .....	0	1,000	0	1,000	0	0
Subtotal, Permanent .....	235	248,337	235	244,599	0	-3,738
<b>Reimbursable, Allocation, and Other</b>						
Allocation .....	299	0	110	0	-189	0
Reimbursable .....	29	0	29	0	0	0
Subtotal, Reimbursable, Allocation, and Other .....	328	0	139	0	-189	0
<b>TOTAL, BUREAU OF INDIAN AFFAIRS .....</b>	<b>3,577</b>	<b>2,772,098</b>	<b>2,817</b>	<b>2,028,439</b>	<b>-760</b>	<b>-743,659</b>

<sup>1/</sup> Funding amounts include supplemental appropriations and transfers. For further details on Current funding, see Highlights of Budget Changes tables for each account.

## HIGHLIGHTS OF BUDGET CHANGES

By Appropriation Activity/Subactivity  
(dollar amounts in thousands)

### APPROPRIATION: Operation of Indian Programs

	2025 Actual	2026 Enacted	2027 Request	Change
<b>Tribal Government</b>				
Aid to Tribal Government (TPA) .....	26,928	28,923	31,022	+2,099
Consolidated Tribal Government Program (TPA) .....	85,489	83,415	52,340	-31,075
Self Governance Compacts (TPA) .....	232,238	230,008	146,133	-83,875
New Tribes (TPA) .....	0	0	5,000	+5,000
Small Tribes Supplement (TPA) .....	7,002	7,002	0	-7,002
Road Maintenance (TPA) .....	39,190	39,190	27,206	-11,984
Tribal Government Program Oversight .....	10,449	10,449	9,281	-1,168
Subtotal, Tribal Government .....	401,296	398,987	270,982	-128,005

**APPROPRIATION: Operation of Indian Programs** (continued)

	2025 Actual	2026 Enacted	2027 Request	Change
<b>Human Services</b>				
Social Services (TPA) .....	52,989	56,454	34,275	-22,179
Welfare Assistance (TPA) .....	78,494	78,494	0	-78,494
Indian Child Welfare Act (TPA) .....	16,575	16,903	10,872	-6,031
Housing Improvement Program (TPA) .....	11,939	13,439	0	-13,439
Human Services Tribal Design (TPA) .....	217	218	0	-218
Human Services Program Oversight .....	3,239	3,239	3,067	-172
Subtotal, Human Services .....	163,453	168,747	48,214	-120,533
<b>Trust—Natural Resources Management</b>				
Natural Resources (TPA) .....	12,985	13,985	4,595	-9,390
Irrigation Operations and Maintenance .....	15,269	15,269	9,016	-6,253
Rights Protection Implementation .....	49,200	51,000	7,584	-43,416
Tribal Management/Development Program .....	18,544	19,044	0	-19,044
Endangered Species .....	5,993	5,993	0	-5,993
Tribal Climate Resilience .....	26,291	34,291	0	-34,291
Integrated Resource Info Program .....	2,954	2,954	2,761	-193
Agriculture and Range .....	40,938	41,438	13,914	-27,524
Forestry .....	65,385	62,887	25,131	-37,756
Water Resources .....	17,991	18,005	2,699	-15,306
Fish, Wildlife, and Parks .....	23,752	23,751	2,092	-21,659
Energy and Minerals .....	32,849	30,814	19,975	-10,839
Resource Management Program Oversight .....	8,218	8,218	9,120	+902
Subtotal, Trust—Natural Resources Management .....	320,369	327,649	96,887	-230,762
<b>Trust—Real Estate Services</b>				
Trust Services (TPA) .....	10,322	10,219	4,156	-6,063
Navajo-Hopi Settlement Program .....	1,303	1,303	1,223	-80
Probate (TPA) .....	14,140	17,140	8,124	-9,016
Office of Hearings and Appeals .....	7,096	7,096	6,938	-158
Land Title and Records Offices .....	16,425	16,425	8,577	-7,848
Land Acquisitions .....	2,000	2,000	0	-2,000
Real Estate Services .....	41,588	40,998	23,287	-17,711
Land Records Improvement .....	6,667	6,667	2,521	-4,146
Environmental Quality .....	32,548	32,048	11,916	-20,132
Alaskan Native Programs (TPA) .....	1,521	1,521	645	-876
Rights Protection .....	17,616	17,584	2,562	-15,022
Trust—Real Estate Services Oversight .....	18,782	16,886	19,878	+2,992
Subtotal, Trust—Real Estate Services .....	170,008	169,887	89,827	-80,060
<b>Public Safety and Justice</b>				
Law Enforcement .....	513,499	519,345	513,499	-5,846
Tribal Courts (TPA) .....	45,309	49,101	45,309	-3,792
Fire Protection (TPA) .....	1,455	1,613	1,455	-158
Subtotal, Public Safety and Justice .....	560,263	570,059	560,263	-9,796

**APPROPRIATION: Operation of Indian Programs** *(continued)*

	2025 Actual	2026 Enacted	2027 Request	Change
<b>Community and Economic Development</b>				
Job Placement and Training (TPA) .....	13,686	13,686	6,386	-7,300
Economic Development (TPA) .....	2,829	2,855	2,532	-323
Economic Development Projects .....	13,175	15,371	0	-15,371
Community Development Oversight .....	834	834	842	+8
Subtotal, Community and Economic Development .....	30,524	32,746	9,760	-22,986
<b>Executive Direction and Administrative Services</b>				
Assistant Secretary Support .....	12,409	15,409	8,384	-7,025
Executive Direction .....	21,917	22,020	13,786	-8,234
Administrative Services .....	54,005	53,205	34,465	-18,740
Safety and Risk Management .....	3,204	3,204	3,065	-139
Information Resources Technology .....	52,337	52,337	42,002	-10,335
Human Capital Management .....	24,149	24,149	21,616	-2,533
Facilities Management .....	19,379	19,379	16,883	-2,496
Intra-Governmental Payments .....	20,742	23,577	19,107	-4,470
Rentals .....	43,654	43,354	37,616	-5,738
Subtotal, Executive Direction and Administrative Services .....	251,796	256,634	196,924	-59,710
Special Initiatives (Congressionally Directed Spending) .....	0	8,491	0	-8,491
<b>SUBTOTAL APPROPRIATION</b>	<b>1,897,709</b>	<b>1,933,200</b>	<b>1,272,857</b>	<b>-660,343</b>
American Relief Act (P.L. 118-158) .....	17,765	0	0	0
Infrastructure Investment and Jobs Act (P.L. 117-58) .....	43,200	43,200	0	-43,200
Transfer to OIG (P.L. 117-58) .....	-216	-216	0	+216
<b>TOTAL APPROPRIATION</b> .....	<b>1,958,458</b>	<b>1,976,184</b>	<b>1,272,857</b>	<b>-703,327</b>

**APPROPRIATION: Contract Support Costs**

	2025 Actual	2026 Enacted	2027 Request	Change
Contract Support (TPA) .....	282,958	200,418	210,926	+10,508
Indian Self-Determination Fund (TPA) .....	5,000	5,000	5,000	0
<b>TOTAL APPROPRIATION</b> .....	<b>287,958</b>	<b>205,418</b>	<b>215,926</b>	<b>+10,508</b>

**APPROPRIATION: Payments for Tribal Leases**

	2025 Actual	2026 Enacted	2027 Request	Change
<b>TOTAL APPROPRIATION</b> .....	<b>134,086</b>	<b>138,324</b>	<b>147,563</b>	<b>+9,239</b>

**APPROPRIATION: Construction**

	2025 Actual	2026 Enacted	2027 Request	Change
Public Safety and Justice Construction				
Facilities Replacement/New Construction .....	33,500	35,500	33,500	-2,000
Employee Housing .....	3,500	3,500	3,500	0
Facilities Improvement and Repair .....	6,620	6,620	6,700	+80
Fire Safety Coordination .....	171	171	171	0
Fire Protection .....	2,000	2,000	2,000	0
Subtotal, Public Safety and Justice Construction .....	45,791	47,791	45,871	-1,920
Resource Management Construction				
Irrigation Project Construction .....	24,519	24,519	13,500	-11,019
Engineering and Supervision .....	2,758	2,758	2,000	-758
Survey and Design .....	1,016	1,016	500	-516
Federal Power Compliance .....	671	671	500	-171
Dam Projects .....	36,730	36,730	18,151	-18,579
Subtotal, Resource Management Construction .....	65,694	65,694	34,651	-31,043
Other Program Construction				
Telecommunications Improvement and Repair .....	1,419	2,419	819	-1,600
Facilities/Quarters Improvement and Repair .....	4,619	4,619	1,000	-3,619
Water and Sanitation .....	5,760	5,760	0	-5,760
Construction Program Management .....	10,497	9,497	5,756	-3,741
Subtotal, Other Program Construction .....	22,295	22,295	7,575	-14,720
SUBTOTAL APPROPRIATION .....	133,780	135,780	88,097	-47,683
Infrastructure Investment and Jobs Act (P.L. 117-58) .....	50,000	50,000	0	-50,000
Transfer to OIG (P.L. 117-58) .....	-250	-250	0	+250
TOTAL APPROPRIATION .....	183,530	185,530	88,097	-97,433

**APPROPRIATION: Indian Land and Water Claim Settlements and Miscellaneous Payments to Indians**

	2025 Actual	2026 Enacted	2027 Request	Change
Land Settlements				
White Earth Land Settlement Act .....	625	625	625	0
Water Settlements				
Hualapai Tribe Water Rights Settlement .....	79	79	58,000	+57,921
Miscellaneous Payments				
Truckee River Operating Agreement .....	272	272	272	0
TOTAL APPROPRIATION .....	976	976	58,897	+57,921

**APPROPRIATION: Indian Guaranteed Loan Program Account**

	2025 Actual	2026 Enacted	2027 Request	Change
Subsidies.....	11,204	11,204	0	-11,204
Program Management .....	2,125	2,125	500	-1,625
TOTAL APPROPRIATION .....	13,329	13,329	500	-12,829

**APPROPRIATION: Indian Land Consolidation**

	2025 Actual	2026 Enacted	2027 Request	Change
TOTAL APPROPRIATION .....	4,000	4,000	0	-4,000





# Bureau of Indian Education

## Mission

The mission of the Bureau of Indian Education (BIE) is to provide students at BIE-funded schools with a culturally relevant, high-quality education that prepares them with the knowledge and skills to succeed in the opportunities of tomorrow, to become healthy and prosperous individuals, and to lead their communities and sovereign nations to a thriving future that preserves their unique cultural identities.

## Budget Overview

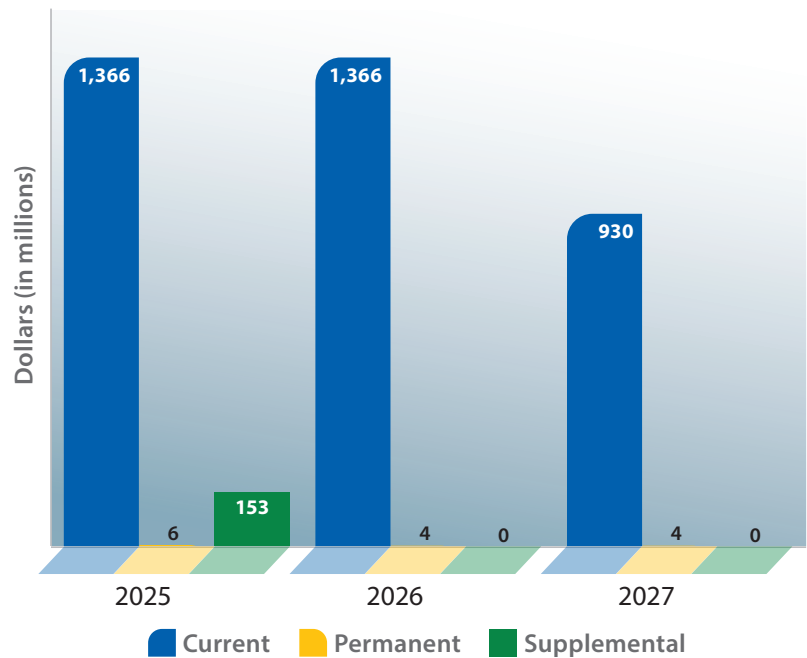
The 2027 President’s Budget for BIE is \$929.8 million in current appropriations. BIE estimates the budget supports staffing of 2,586 full-time equivalents (FTE) in 2027.

The United States has a trust and treaty responsibility to provide eligible Indian students with a quality education. BIE serves as a capacity builder and service provider to support Tribes in delivering culturally appropriate, academically rigorous education that allows students across Indian Country to achieve success. The BIE elementary and secondary school system includes 169 elementary and secondary schools and 14 dormitories. It provides educational services to approximately 40,000 students in 23 States.

## Operation of Indian Education Programs

The 2027 budget for the Operation of Indian Education Programs account is \$894.4 million, providing resources for

## BIE Funding



Veterans Day Parade at Ojo Encino Day School in Cuba, NM.

BIE Photo.

## BUREAU OF INDIAN EDUCATION Facts



- BIE provides education services to an average daily enrollment of 40,000 students in 23 States, 169 elementary and secondary schools, and 14 dormitories.
- Currently, 128—or 70 percent of—BIE-funded elementary schools, secondary schools, and dormitories are tribally controlled and operate under the direction of individual Tribal governments.

BIE's core mission to support bureau-operated and tribally controlled primary and secondary schools, along with Haskell Indian Nations University and Southwestern Indian Polytechnic Institute (SIPI). Funding levels include a \$6.0 million program increase to the Indian School Equalization Program (ISEP), which will directly benefit students by allowing schools to hire additional teachers, administrators, and critical support staff, thereby aiding student achievement. The budget also includes a \$5.5 million program increase for Student Transportation that will increase the reliability of daily transportation for students to foster improved student attendance and academic performance.

The budget continues to invest in activities that promote educational self-determination for Tribal communities and includes \$93.5 million to fully fund projected Tribal Grant Support Costs for Tribes that choose to operate BIE-funded schools.

### Education Construction

The 2027 budget includes \$35.4 million in current appropriations for Education Construction to improve the safety and functionality of facilities at campuses across the BIE school system.

### Fixed Costs

Fixed costs of \$13.2 million are fully funded.



Family Math Night for Pre-K through 6th grade students and their families at Cove Day School in Cove, AZ.

BIE Photo.

## SUMMARY OF BUREAU APPROPRIATIONS

(dollar amounts in thousands)

### Comparison of 2027 Request with 2026 Enacted

	2026 Enacted		2027 Request		Change	
	FTE	Amount	FTE	Amount	FTE	Amount
<b>Current</b>						
Operation of Indian Education Programs .....	2,120	1,131,617	2,051	894,368	-69	-237,249
Education Construction .....	15	234,725	13	35,417	-2	-199,308
Subtotal, Current .....	2,135	1,366,342	2,064	929,785	-71	-436,557
<b>Permanent</b>						
Operation of Indian Education Programs .....	6	0	0	0	-6	0
Operation and Maintenance of Quarters .....	12	2,949	12	2,600	0	-349
Gifts and Donations .....	5	1,000	5	1,000	0	0
Subtotal, Permanent .....	23	3,949	17	3,600	-6	-349
<b>Reimbursable, Allocation, and Other</b>						
Allocation .....	1	0	1	0	0	0
Reimbursable .....	517	0	504	0	-13	0
Subtotal, Reimbursable, Allocation, and Other .....	518	0	505	0	-13	0
<b>TOTAL, BUREAU OF INDIAN EDUCATION .....</b>	<b>2,676</b>	<b>1,370,291</b>	<b>2,586</b>	<b>933,385</b>	<b>-90</b>	<b>-436,906</b>

## HIGHLIGHTS OF BUDGET CHANGES

By Appropriation Activity/Subactivity  
(dollar amounts in thousands)

### APPROPRIATION: Operation of Indian Education Programs

	2025 Actual	2026 Enacted	2027 Request	Change
<b>Elementary and Secondary (forward funded)</b>				
ISEP Formula Funds .....	481,636	481,636	500,541	+18,905
ISEP Program Adjustments .....	6,539	6,539	5,405	-1,134
Education Program Enhancements .....	21,025	21,025	17,809	-3,216
Tribal Education Departments .....	5,889	5,889	5,000	-889
Student Transportation .....	70,007	70,007	75,517	+5,510
Early Childhood and Family Development .....	25,267	25,267	0	-25,267
Tribal Grant Support Costs .....	95,822	95,822	93,515	-2,307
Subtotal, Elementary and Secondary (forward funded) .....	706,185	706,185	697,787	-8,398
<b>Elementary and Secondary Programs</b>				
Facilities Operations .....	80,888	80,888	66,199	-14,689
Facilities Maintenance .....	73,544	73,544	59,027	-14,517
Johnson-O'Malley Assistance Grants (TPA) .....	20,539	20,539	0	-20,539
Subtotal, Elementary and Secondary Programs .....	174,971	174,971	125,226	-49,745

**APPROPRIATION: Operation of Indian Education Programs** *(continued)*

	2025 Actual	2026 Enacted	2027 Request	Change
Postsecondary Programs <i>(forward funded)</i>				
Haskell and SIPI .....	30,325	30,325	22,101	-8,224
Tribal Colleges and Universities .....	87,926	87,926	0	-87,926
Tribal Technical Colleges .....	9,156	9,156	0	-9,156
Subtotal, Postsecondary Programs <i>(forward funded)</i> .....	127,407	127,407	22,101	-105,306
Postsecondary Programs				
Tribal Colleges and Universities Supplements <i>(TPA)</i> .....	1,220	1,220	0	-1,220
Scholarships and Adult Education <i>(TPA)</i> .....	43,206	43,206	0	-43,206
Special Higher Education Scholarships .....	4,992	4,992	0	-4,992
Science Postgraduate Scholarship Fund .....	6,450	6,450	0	-6,450
Subtotal, Postsecondary Programs .....	55,868	55,868	0	-55,868
Education Management				
Education Program Management .....	39,285	39,285	34,258	-5,027
Education IT .....	27,901	27,901	14,996	-12,905
Subtotal, Education Management .....	67,186	67,186	49,254	-17,932
TOTAL APPROPRIATION .....	1,131,617	1,131,617	894,368	-237,249

**APPROPRIATION: Education Construction**

	2025 Actual	2026 Enacted	2027 Request	Change
Replacement School Construction .....	152,401	152,401	0	-152,401
Replacement Facility Construction .....	19,648	19,648	0	-19,648
Replacement/New Employee Housing .....	5,380	1,500	0	-1,500
Employee Housing Repair .....	0	3,880	0	-3,880
Facilities Improvement and Repair .....	41,296	41,296	35,417	-5,879
Tribal Colleges Facilities Improvement and Repair .....	16,000	16,000	0	-16,000
SUBTOTAL APPROPRIATION .....	234,725	234,725	35,417	-199,308
American Relief Act (P.L. 118-158) .....	153,000	0	0	0
TOTAL APPROPRIATION .....	387,725	234,725	35,417	-199,308



# Bureau of Trust Funds Administration

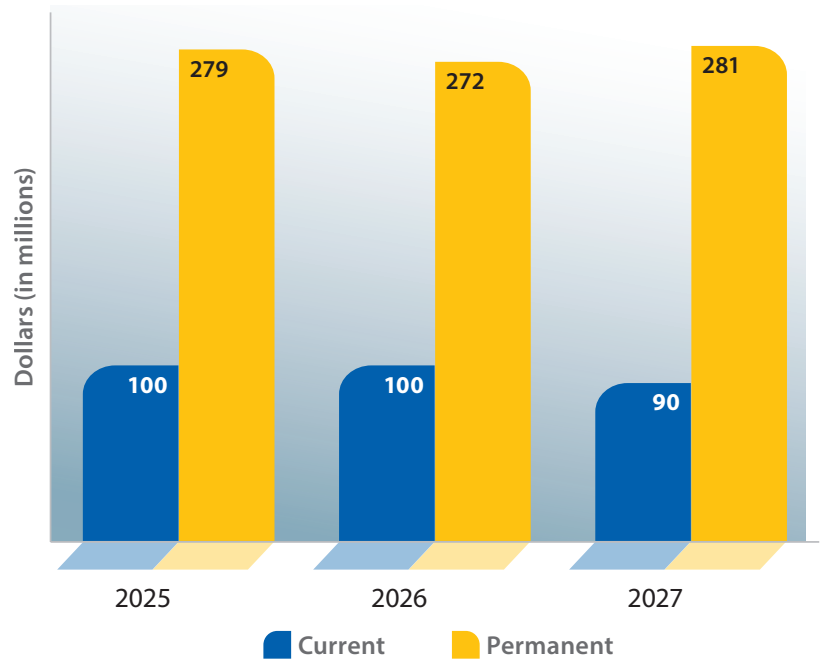
## Mission

The mission of the Bureau of Trust Funds Administration (BTFA) is to manage the Department of the Interior's (DOI) trust beneficiaries' financial assets. BTFA provides fiduciary guidance, management, and leadership for Tribal trust and Individual Indian Money (IIM) accounts.

## Budget Overview

The 2027 budget request for BTFA is \$90.1 million. The 2027 budget delivers BTFA's core programs to support the execution of the Federal trust responsibilities to American Indian and Alaska Native Tribes, individuals, and communities. BTFA estimates the budget will support staffing equal to 335 full-time equivalents (FTE).

## BTFA Funding



Leadership from Indian Affairs met with Tribes to improve efficiency.

DOI Photo.

## BUREAU OF TRUST FUNDS ADMINISTRATION Facts



- BTFA will continue to meet Interior's core responsibilities for sound fiduciary trust management on behalf of individual Indians and Tribes.
- The Bureau provides services to American Indians and Alaska Natives in 575 federally recognized Tribes in the 48 contiguous States and Alaska.
- BTFA will continue to manage approximately \$8.8 billion of Indian trust funds held in more than 4,300 Tribal accounts and more than 414,000 Individual Indian Money accounts.

The 2027 budget promotes investments in programs to ensure the Department is meeting its financial management trust obligations and targets funding to efforts that ensure effective operations and improve beneficiary services. BTFA successfully executes the Secretary's fiduciary trust financial management responsibilities to properly account, receipt, invest, disburse, reconcile, and report on approximately \$8.8 billion in Indian trust funds on behalf of Tribes (more than 4,300 accounts) and individuals (more than 414,000 accounts). BTFA disburses more than \$1 billion annually and has

received 13 consecutive unmodified audit opinions for its management of individual Indian trust funds. Trust funds include payments from judgment awards, settlements of claims, land-use agreements, royalties on natural resource use, other proceeds derived directly from trust resources, and financial investment income. In addition, BTFA provides document production support for lawsuits and litigation related to Tribal and IIM trust accounts.

### Fixed Costs

Fixed costs of \$101,000 are fully funded.



Files in the American Indian Records Repository.

BTFA Photo.

## SUMMARY OF BUREAU APPROPRIATIONS

(dollar amounts in thousands)

### *Comparison of 2027 Request with 2026 Enacted*

	2026 Enacted		2027 Request		Change	
	FTE	Amount	FTE	Amount	FTE	Amount
<b>Current</b>						
Federal Trust Programs .....	399	100,009	332	90,090	-67	-9,919
Subtotal, Current .....	399	100,009	332	90,090	-67	-9,919
<b>Permanent</b>						
Tribal Special Fund .....	0	3,000	0	3,000	0	0
Tribal Trust Fund .....	0	269,000	0	278,000	0	+9,000
Subtotal, Permanent .....	0	272,000	0	281,000	0	+9,000
<b>Reimbursable, Allocation, and Other</b>						
Reimbursable .....	4	0	3	0	-1	0
Subtotal, Reimbursable, Allocation, and Other .....	4	0	3	0	-1	0
<b>TOTAL, BUREAU OF TRUST FUNDS ADMINISTRATION .....</b>	<b>403</b>	<b>372,009</b>	<b>335</b>	<b>371,090</b>	<b>-68</b>	<b>-919</b>

## HIGHLIGHTS OF BUDGET CHANGES

By Appropriation Activity/Subactivity  
(dollar amounts in thousands)

### **APPROPRIATION: Federal Trust Programs**

	2025 Actual	2026 Enacted	2027 Request	Change
Executive Direction .....	1,802	1,459	1,625	+166
<b>Trust and Program Operations</b>				
Trust Operations .....	78,511	79,157	70,931	-8,226
Program Operations .....	19,696	19,393	17,534	-1,859
Subtotal, Trust and Program Operations .....	98,207	98,550	88,465	-10,085
<b>TOTAL APPROPRIATION .....</b>	<b>100,009</b>	<b>100,009</b>	<b>90,090</b>	<b>-9,919</b>





# Office of Insular Affairs

## Mission

The Office of Insular Affairs (OIA) coordinates Federal policy for the U.S. territories and fulfills Compacts of Free Association (COFA) obligations to the Freely Associated States (FAS).

## Budget Overview

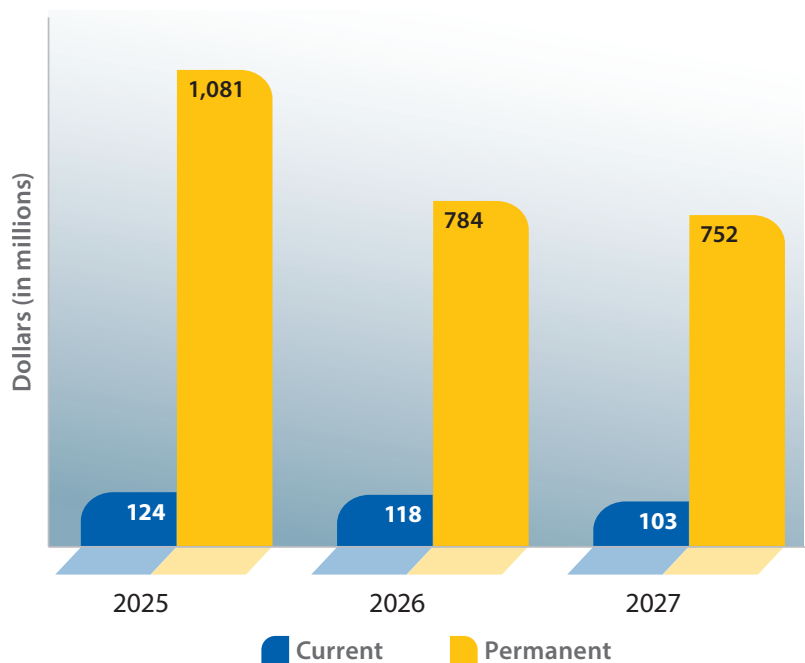
The 2027 budget includes \$103.0 million in current appropriations. OIA estimates the budget will support staffing equal to 32 full-time equivalents (FTE) in 2027. The budget supports national security, energy, and invasive species eradication through programs that provide targeted assistance to the Insular Areas.

## Program Overview

OIA and the Assistant Secretary for Insular, International, and Ocean Affairs carry out the Secretary's responsibilities for the U.S. territories of American Samoa, the Commonwealth of the Northern Mariana Islands, Guam, and the U.S. Virgin Islands. OIA also administers and oversees Federal assistance under the COFA agreements with the Federated States of Micronesia (FSM), the Republic of the Marshall Islands (RMI), and the Republic of Palau (Palau), collectively known as the FAS.

Investments in the U.S. territories and the FAS play a critical role in furthering and protecting U.S. interests in the Indo-Pacific and the Caribbean. OIA strengthens the economies of the Insular Areas through strategic investments in infrastructure, public services, health and education, energy, and technical

## OIA Funding



assistance, which attracts private sector investment and supports our critical national defense apparatus hosted in these strategically important islands.

## Assistance to Territories

OIA's main account, Assistance to Territories, is funded at \$102.7 million.

## Compacts of Free Association

The 2027 budget includes \$250,000 in discretionary funding for the COFA account. The entire budget request is for Federal Services activities that support U.S. interests in the FAS.

Most of OIA's annual budget consists of mandatory funding. Financial assistance under the COFA was renewed in 2024 for the FSM, the RMI, and Palau and continues through 2043.

## Fixed Costs

Fixed costs are fully funded.

## OFFICE OF INSULAR AFFAIRS Facts



- Executive Order 6726 (May 29, 1934) established in the Department of the Interior the Division of Territories and Island Possessions, which was renamed the Office of Insular Affairs on August 4, 1995.
- The Secretary of the Interior is responsible for coordinating Federal policy with respect to the territories and administering and overseeing U.S. Federal assistance provided to the Freely Associated States.
- The responsibilities for the Insular Areas are executed through OIA and the Assistant Secretary for Insular, International, and Ocean Affairs.
- The U.S. territories under the responsibility of OIA include American Samoa, the Commonwealth of the Northern Mariana Islands, Guam, and the U.S. Virgin Islands.
- The Freely Associated States are the Federated States of Micronesia, the Republic of the Marshall Islands, and the Republic of Palau.



View of Koror from Aimeliik, Republic of Palau.

OIA Photo.

## SUMMARY OF BUREAU APPROPRIATIONS

(dollar amounts in thousands)

### *Comparison of 2027 Request with 2026 Enacted*

	2026 Enacted		2027 Request		Change	
	FTE	Amount	FTE	Amount	FTE	Amount
<b>Current</b>						
Assistance to Territories .....	36	117,217	32	102,748	-4	-14,469
Compact of Free Association .....	0	813	0	250	0	-563
Subtotal, Current .....	36	118,030	32	102,998	-4	-15,032
<b>Permanent</b>						
Compact of Free Association .....	0	478,335	0	380,935	0	-97,400
Payments to the United States Territories, Fiscal Assistance .....	0	306,000	0	371,500	0	+65,500
Subtotal, Permanent .....	0	784,335	0	752,435	0	-31,900
<b>TOTAL, OFFICE OF INSULAR AFFAIRS .....</b>	<b>36</b>	<b>902,365</b>	<b>32</b>	<b>855,433</b>	<b>-4</b>	<b>-46,932</b>

## HIGHLIGHTS OF BUDGET CHANGES

By Appropriation Activity/Subactivity  
(dollar amounts in thousands)

### **APPROPRIATION: Assistance to Territories**

	2025 Actual	2026 Enacted	2027 Request	Change
American Samoa Operations .....	28,120	29,000	24,434	-4,566
Capital Improvement Project Grants—Mandatory .....	27,720	27,720	27,720	0
<b>Territorial Assistance .....</b>				
Office of Insular Affairs .....	10,217	11,822	9,220	-2,602
Technical Assistance .....	21,800	22,500	20,366	-2,134
Maintenance Assistance Fund .....	4,375	4,375	0	-4,375
Brown Tree Snake Control .....	4,000	4,000	3,500	-500
Coral Reef Initiative & Natural Resources .....	2,625	2,800	1,000	-1,800
Energizing Insular Communities .....	15,250	15,000	16,508	+1,508
Compact Impact—Discretionary .....	6,000	0	0	0
Subtotal, Territorial Assistance .....	64,267	60,497	50,594	-9,903
<b>TOTAL APPROPRIATION .....</b>	<b>120,107</b>	<b>117,217</b>	<b>102,748</b>	<b>-14,469</b>

### **APPROPRIATION: Compact of Free Association**

	2025 Actual	2026 Enacted	2027 Request	Change
Federal Services .....	2,813	813	250	-563
Enewetak .....	650	0	0	0
<b>TOTAL APPROPRIATION .....</b>	<b>3,463</b>	<b>813</b>	<b>250</b>	<b>-563</b>





# U.S. Wildland Fire Service

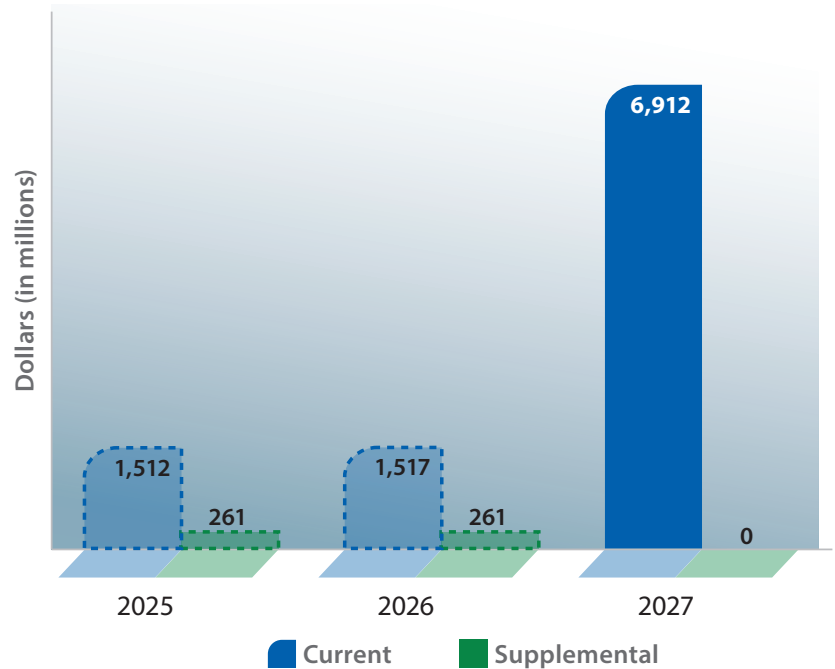
## Mission

The U.S. Wildland Fire Service (USWFS) is elevating and unifying Federal wildland fire management to strengthen coordination with partners, improve operational efficiency and effectiveness, and support a more integrated national approach to wildfire preparedness and response. In alignment with President Trump’s Executive Order (EO) 14308, *Empowering Commonsense Wildfire Prevention and Response*, and Secretary’s Orders 3443, *Elevating and Unifying DOI’s Wildland Fire Management Program*, and 3448, *Establishment of the U.S. Wildland Fire Service*, the USWFS is improving collaboration and coordination with land management bureaus, Tribal Nations, States, local communities, and private industry to ensure aggressive fuels management, effective and nimble wildfire response, and thoughtful postfire recovery. In addition, the USWFS is taking bold action to streamline procurement and payments, reduce administrative burden, and modernize and integrate wildfire-related research, technology, and intelligence.

## Budget Overview

The 2027 budget request for the proposed Wildland Fire Service Operations account is \$3.96 billion, and the request for the Wildfire Suppression Operations Reserve Fund account is \$2.95 billion, for a total of \$6.91 billion. The 2027 budget builds on EOs issued by President Trump to improve

## USWFS Funding



Note: Table displays 2025 and 2026 funding for Interior’s current Wildland Fire Management and Wildfire Suppression Operations Reserve Fund accounts.

wildland fire management and forest management, SOs issued by Secretary Burgum, and the recent unification of wildland fire resources and operations in the U.S. Department of the Interior (Interior), and the establishment of USWFS within the Office of the Secretary on January 12, 2026. The 2027 budget proposes a further strategic unification of the wildland fire programs of the U.S. Department of Agriculture’s (USDA) U.S. Forest Service (USFS) and Interior. USFS’s wildland fire resources and operations will be further consolidated into USWFS. Following this unification, USWFS will employ all Federal Wildland Fire Management (WFM) personnel working on lands administered by Interior and USFS, including wildland firefighters, wildfire risk mitigation planners, and support personnel. USWFS will continue funding Tribal Nations’ WFM personnel. The Wildland Fire Service Operations account will fund an estimated 15,827 direct and reimbursable Federal full-time equivalents (FTE) and 640 Tribal FTEs. USWFS also will procure and maintain

## U.S. WILDLAND FIRE SERVICE Facts



- On January 12, 2026, Secretary Burgum established the U.S. Wildland Fire Service (USWFS) within the Office of the Secretary to unify all wildland fire programs across Interior and be responsible for all aspects of Interior's wildland fire operations and activities.
- The FY 2027 President's Budget proposes legislation to strengthen the Federal response to wildland fire by consolidating wildland fire programs from the USDA USFS into the USWFS, unifying these functions in a single department in FY 2027.
- Following this strategic interagency unification, USWFS will manage wildland fire response and wildfire risk reduction responsibilities across more than 693 million acres administered by Interior and USFS.

all wildland fire resources and manage Federal wildland fire response policies.

### Firefighter Pay Reforms

The 2027 USWFS budget fully funds the costs of permanent pay increases for Federal and Tribal wildland firefighters across the United States and provides incident response premium pay, both of which were enacted in FY 2025. The 2027 budget also requests a permanent extension of the premium pay cap waiver for wildland fire personnel. As wildfires grow larger and more destructive—threatening communities, livelihoods, and infrastructure—wildland fire personnel face growing demands. Improved firefighter pay is helping to address this challenge by enabling the Federal Government and Tribes to better compete with private employers and to hire and retain top employees in this critical field.

### Establishing Authorities

To support the unification of USFS's and Interior's wildland fire resources and operations, the 2027 budget proposes legislation, including appropriations language, to provide additional authorities for implementation. These authorities include the transfer of budgetary resources to and from USWFS and USFS to facilitate the transition to the unified USWFS and foster collaborative land management within Interior and between the two Departments. The 2027 budget further proposes to expand hazardous fuels mitigation authorities, including the use of targeted grazing, to address significant imminent wildland fire threats. In addition, the Administration is developing proposed authorizing language to fully implement the

USWFS. The Department looks forward to working with Congress and sharing additional details to enact both authorization and appropriations for a reformed Federal approach to wildland fire management.

### Suppression Operations

The 2027 budget requests \$1.39 billion for Suppression Operations in the Wildland Fire Service Operations account to support incident management personnel; aviation and operational assets; logistical services, supplies, and equipment; and temporary emergency firefighters. In addition to suppressing wildfires that threaten lives and communities, personnel also implement emergency stabilization projects to minimize threats to life or property, protect water quality, and reduce the risks of floods, landslides, and erosion following wildfires.

### Preparedness

The 2027 budget requests \$1.57 billion for Preparedness to maintain Federal firefighting capabilities and readiness to achieve a high initial attack success rate for wildland fire response. The approach is consistent with the multiyear capacity growth plan to develop a professional, year-round workforce that can better meet the demands of contemporary wildfire challenges and management. The Preparedness program activity provides for an integrated and coordinated framework for wildfire response by funding core Federal and Tribal firefighting resources and assets to protect public health, critical infrastructure, natural and cultural resources, and communities from the detrimental effects of wildfires. Major resources supported by



Prescribed burn in Nevada.

DOI Photo.

this program activity include firefighters' labor, engines, and other heavy equipment.

### **Fuels Management**

The 2027 budget requests \$834.5 million for Fuels Management. This program activity helps mitigate the risk of catastrophic wildfires and create fire-resilient landscapes through fuels management projects on lands administered by Interior and USFS and on some non-Federal lands. USWFS and its partners manage vegetation to reduce the intensity, severity, and negative effects of wildfire.

### **Burned Area Rehabilitation**

The 2027 budget requests \$10.0 million for Burned Area Rehabilitation (BAR). BAR supports efforts by USWFS and its partners to repair or improve burned landscapes that are unlikely to recover without human assistance. Working with partners from Tribal Nations, States, and local communities, USWFS carries out nonemergency actions to

rehabilitate burned areas that may take up to 5 years to complete.

### **Facilities Construction and Maintenance**

The 2027 budget requests \$27.0 million for capital investments in housing and other facilities for wildland fire personnel. This funding helps Interior construct and maintain safe, modern facilities that are essential to achieving the USWFS mission of protecting lives, property, and resources from wildfires. The 2027 budget will allow USWFS to advance its efforts to repair, renovate, modernize, and construct housing and other facilities, such as aerial firefighting support bases, that are necessary for efficient and effective operation of the program.

### **Intelligence and Technology**

The 2027 budget's new Intelligence and Technology program activity supports unified wildland fire information technology (IT), research, and science, including the Joint Fire Science Program that is currently coadministered by the two Departments.

The budget requests \$123.5 million for Intelligence and Technology, including \$20.0 million to establish a new Wildland Fire Intelligence Center (Center). This Center will provide a centralized, interagency capability for delivering real-time wildland fire intelligence, integrating data, predictive services, and emerging technologies into operational decision making. The Center will strengthen implementation of EO 14308 by unifying fragmented IT and research efforts; enhancing interoperability; and ensuring that Federal, Tribal, State, and local partners have access to timely and actionable intelligence to support preparedness, response, and risk-informed decision making.

### Grants and Partnerships

The 2027 budget requests \$2.8 million for the new Grants and Partnerships program activity. The 2027 budget supports targeted rural fire assistance. The funding level reflects Interior's awareness that States and localities have a central role in funding wildfire preparedness and are best positioned to

execute this core function without unnecessary Federal constraints.

### Wildfire Suppression Operations Reserve Fund

In accordance with Division O of the Consolidated Appropriations Act, 2018 (Public Law 115-141), which provides additional new budget authority for wildfire suppression operations through 2027, the budget funds the Wildfire Suppression Operations Reserve Fund (Reserve Fund) with \$2.95 billion. This funding, combined with the Wildland Fire Service Operations account funding for suppression, ensures adequate budget resources to respond promptly and effectively to wildfires, even during the most severe periods of wildfire activity. The 2027 budget also requests an adjustment to the current Reserve Fund authority to direct all of the funding authorized by Public Law 115-141 to USWFS.

### Fixed Costs

Fixed costs are fully funded.



Aircraft drops retardant on the Vee Lake Fire in Oregon.

DOI Photo.

## SUMMARY OF BUREAU APPROPRIATIONS <sup>1/</sup>

(dollar amounts in thousands)

### *Comparison of 2027 Request with 2026 Enacted*

	2026 Enacted <sup>2/</sup>		2027 Request		Change	
	FTE	Amount	FTE	Amount	FTE	Amount
<b>Current</b>						
Wildland Fire Service Operations .....	2,504	1,408,458	15,588	3,961,953	+13,084	+2,553,495
Wildfire Suppression Operations Reserve Fund .....	0	370,000	0	2,950,000	0	+2,580,000
Subtotal, Current .....	2,504	1,778,458	15,588	6,911,953	+13,084	+5,133,495
<b>Reimbursable, Allocation, and Other</b>						
Reimbursable .....	134	0	239	0	+105	0
Subtotal, Reimbursable, Allocation, and Other .....	134	0	239	0	+105	0
<b>TOTAL, U.S. WILDLAND FIRE SERVICE .....</b>	<b>2,638</b>	<b>1,778,458</b>	<b>15,827</b>	<b>6,911,953</b>	<b>+13,189</b>	<b>+5,133,495</b>

<sup>1/</sup> Current funding amounts include supplemental appropriations and transfers. For further details, see Highlights of Budget Changes tables for each account.

<sup>2/</sup> The 2026 amount shows funding for Interior's current Wildland Fire Management and Wildfire Suppression Operations Reserve Fund accounts. Funding for the Wildland Fire Management account includes repurposed appropriations provided in the Commerce, Justice, Science; Energy and Water Development; and Interior and Environment Appropriations Act, 2026 (P.L. 119-74).

## HIGHLIGHTS OF BUDGET CHANGES

By Appropriation Activity/Subactivity  
(dollar amounts in thousands)

### APPROPRIATION: Wildland Fire Service Operations

	2025 Actual <sup>1/</sup>	2026 Enacted <sup>2/</sup>	2027 Request	Change
Preparedness .....	512,364	526,064	1,569,533	+1,043,469
Suppression Operations .....	383,657	383,657	1,394,657	+1,011,000
Fuels Management .....	228,150	214,450	834,463	+620,013
<b>Other Operations</b>				
Burned Area Rehabilitation .....	10,000	10,000	10,000	0
Facilities Construction and Maintenance .....	10,000	10,000	27,000	+17,000
Intelligence and Technology .....	3,000	3,000	123,500	+120,500
Grants and Partnerships .....	0	0	2,800	+2,800
Subtotal, Other Operations .....	23,000	23,000	163,300	+140,300
<b>SUBTOTAL APPROPRIATION .....</b>	<b>1,147,171</b>	<b>1,147,171</b>	<b>3,961,953</b>	<b>+2,814,782</b>
Infrastructure Investment and Jobs Act (P.L. 117-58) .....	262,600	262,600	0	-262,600
Transfer to OIG (P.L. 117-58) .....	-1,313	-1,313	0	+1,313
Net Other Transfers .....	5,659	0	0	0
<b>TOTAL APPROPRIATION .....</b>	<b>1,414,117</b>	<b>1,408,458</b>	<b>3,961,953</b>	<b>+2,553,495</b>

<sup>1/</sup> The 2025 amount shows funding for Interior's current Wildland Fire Management account.

<sup>2/</sup> The 2026 amount shows funding for Interior's current Wildland Fire Management account and includes repurposed appropriations provided in the Commerce, Justice, Science; Energy and Water Development; and Interior and Environment Appropriations Act, 2026 (P.L. 119-74).

**APPROPRIATION: Wildfire Suppression Operations Reserve Fund**

	2025 Actual <sup>1/</sup>	2026 Enacted <sup>1/</sup>	2027 Request	Change
TOTAL APPROPRIATION .....	360,000	370,000	2,950,000	+2,580,000

<sup>1/</sup> The 2025 and 2026 amounts show funding for Interior's current Wildfire Suppression Operations Reserve Fund account.



# Departmental Offices

## Overview

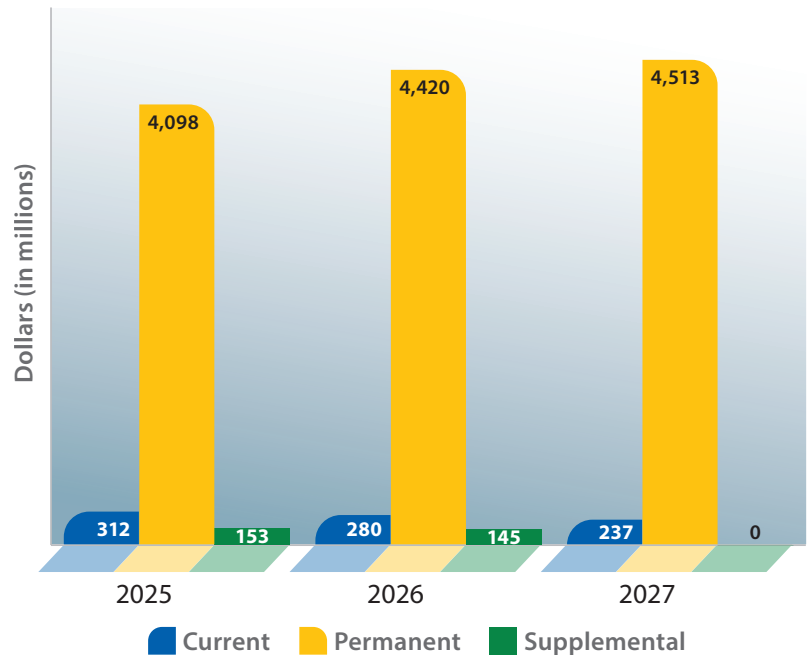
Departmental Offices provide leadership, management, and coordination activities; deliver services to the U.S. Department of the Interior’s (Department, Interior) bureaus and offices; and operate unique crosscutting functions that do not logically fit elsewhere. The following programs within Departmental Offices are funded in separate appropriations: Office of the Secretary, Office of the Solicitor, and Office of Inspector General.

## Office of the Secretary

### Mission

The Office of the Secretary (OS) provides the executive-level leadership, policy, guidance, and coordination needed to manage the diverse, complex, and nationally significant programs that are Interior’s responsibilities. OS manages Departmentwide functions and performs administrative services, such as financial management, budget, information resources, acquisition, and property management. OS provides Interior’s administrative appeals functions through the Office of Hearings and Appeals, appraises the value of lands and minerals through the Appraisal and Valuation Services Office, and implements and enforces the Indian Arts and Crafts Act (Public Law 101–644) to combat counterfeit activity in the American Indian and Alaska Native arts and crafts market through the Indian Arts and Crafts Board. OS also implements the Alaska National Interest

## Departmental Offices Funding



Lands Conservation Act (ANILCA; Public Law 96–487) Title VIII, which ensures hunting and fishing are prioritized for the benefit of rural Alaskans through the Office of Subsistence Management.

The Assistant Secretaries and their offices, funded within the OS, manage information, outreach, and the development of strategies to address major policy issues of importance to the President and the Congress. The Assistant Secretaries support the Secretary in guiding the legislative, budget, and policy agenda for the Department; setting the policies and practices for coordination and communication with States, local entities, and external partners; providing the priorities and strategies for operation of the bureaus and offices in the Department; and providing the direction and leadership for ethical conduct, program effectiveness, and efficiency.

OS manages nine programs funded in separate accounts and discussed in the Departmentwide Programs chapter in the Bureau Highlights. Those programs are Payments in Lieu of



Secretary Burgum visiting Yellowstone National Park.

DOI Photo.

Taxes, Office of Natural Resources Revenue, Central Hazardous Materials Fund, Natural Resource Damage Assessment and Restoration, Energy Community Revitalization Program, Working Capital Fund, Interior Franchise Fund, National Parks and Public Land Legacy Restoration Fund (LRF), and the new Great Salt Lake Watershed Recovery Program.

### **Budget Overview**

The 2027 budget request for Departmental Operations is \$127.8 million and will support an estimated 530 full-time equivalents (FTE). OS is responsible for providing overall policy direction, leadership, guidance and assistance on a broad range of management and operational issues that directly affect Interior’s ability to fulfill its mission. The 2027 budget focuses funding on core mission requirements to support the highest priority efforts and advance Administration initiatives.

The 2027 budget proposes to reauthorize the Great American Outdoors Act (GAOA; Public Law 116–152) LRF that was originally signed into law by President Trump on August 4, 2020. This legislation would reauthorize the LRF at its original level and length, \$1.9 billion a year for 5 years. This proposed legislation is a significant investment in the facilities needed to carry out Interior’s mission and will allow the Department to address the deferred maintenance backlog and restore deteriorating infrastructure. The 2027 budget also proposes to prioritize Land and Water Conservation Fund land acquisition funding to secure conservation easements on private lands adjacent to Federal lands, thereby increasing public access to recreational areas without increasing the Federal footprint.

### **Fixed Costs**

Fixed costs of \$3.5 million are fully funded.

## **Office of the Solicitor**

### **Mission**

The mission of the Office of the Solicitor (SOL) is to provide high-quality legal counsel to the Secretary and the Department of the Interior’s bureaus and offices; support the U.S. Department of Justice in

representing the Secretary and Interior in Federal, State, and Tribal courts; help resolve legal issues for the bureaus and offices as they implement congressional direction on appropriations and

substantive legislation; administer the Department's ethics program and ensure ethical compliance throughout the Department; and provide governance over Interior's Freedom of Information Act (FOIA; Public Law 89-487) programs.

### Budget Overview

The 2027 budget includes \$60.2 million for SOL, with an estimated staffing of 343 full-time equivalents (FTE). Funding will support SOL capacity to advise on legal options for administrative decision making, respond to

congressional oversight and inquiries, and provide expertise on litigation relating to Department policies and actions. Funding will also support SOL capacity to provide the most expeditious and best defense of important Administration priorities, including Executive Orders (EO), such as EO 14154, *Unleashing American Energy*, and EO 14156, *Declaring a National Energy Emergency*.

### Fixed Costs

Fixed costs are fully funded.

## Office of Inspector General

### Mission

The mission of the Office of Inspector General (OIG) is to promote economy, efficiency, and effectiveness and to prevent and detect waste, fraud, abuse, and mismanagement in the programs and operations of the U.S. Department of the Interior (Interior). This mission is achieved by conducting fair, objective, and neutral audits, inspections, evaluations, investigations, and reviews. OIG recommends corrective actions to strengthen departmental programs and reports findings to Interior officials and Congress. OIG also refers potential criminal violations to the U.S. Department of Justice and provides active support for prosecutions and civil actions.

### Budget Overview

The 2027 budget includes \$48.5 million for the OIG. The Inspector General estimates staffing will total 227 full-time equivalents (FTE) in 2027. The budget request provides staffing to conduct audits, inspections, evaluations, and investigations that help prevent, detect, and eliminate fraud, waste, and abuse; ensure accountability by holding employees, contractors, and grant recipients accountable; and drive improvements in Interior's programs and operations.

### Fixed Costs

Fixed costs of \$551,000 are fully funded.

**In FY 2025, Interior implemented OIG recommendations, and OIG investigations held wrongdoers accountable through criminal convictions.**



**234**

AIE Recommendations Made

**292\***

AIE Recommendations Closed

\*Includes those made in previous years.



Months Sentenced as—

**308**  
Jail  
Time

**312**  
Probation

AIE = Office of Audits, Inspections, and Evaluations.

## SUMMARY OF BUREAU APPROPRIATIONS <sup>1/</sup>

(dollar amounts in thousands)

### *Comparison of 2027 Request with 2026 Enacted*

	2026 Enacted <sup>2/</sup>		2027 Request		Change	
	FTE	Amount	FTE	Amount	FTE	Amount
<b>Current</b>						
Departmental Operations—Salaries and Expenses .....	319	272,302	352	127,798	+33	-144,504
Office of the Solicitor—Salaries and Expenses .....	309	84,181	209	60,212	-100	-23,969
Office of Inspector General—Salaries and Expenses .....	215	68,264	217	48,500	+2	-19,764
Subtotal, Current .....	843	424,747	778	236,510	-65	-188,237
<b>Permanent</b>						
Departmental Operations—Salaries and Expenses .....	107	19,025	107	19,025	0	0
Mineral Leasing and Associated Payments .....	0	3,819,313	0	3,939,070	0	+119,757
Payments to Alaska, Arctic National Wildlife Refuge .....	0	16,135	0	5,028	0	-11,107
National Forest Fund, Payments to States .....	0	6,112	0	6,243	0	+131
Leases of Lands Acquired for Flood Control, Navigation, and Allied Purposes .....	0	44,361	0	45,791	0	+1,430
National Petroleum Reserve, Alaska .....	0	44,917	0	31,530	0	-13,387
Geothermal Lease Revenues, Payments to Counties .....	0	9,296	0	6,948	0	-2,348
States Share from Certain Gulf of America Leases .....	0	460,864	0	459,712	0	-1,152
Office of Inspector General—Salaries and Expenses .....	10	0	10	0	0	0
Subtotal, Permanent .....	117	4,420,023	117	4,513,347	0	+93,324
<b>Current Reimbursable, Allocation, and Other</b>						
Allocation—Office of the Secretary .....	27	0	27	0	0	0
Allocation—Office of the Solicitor .....	45	0	45	0	0	0
Reimbursable—Office of the Secretary .....	44	0	44	0	0	0
Reimbursable—Office of the Solicitor .....	89	0	89	0	0	0
Reimbursable—Office of Inspector General .....	10	0	0	0	-10	0
Subtotal, Reimbursable, Allocation, and Other .....	215	0	205	0	-10	0
<b>TOTAL, DEPARTMENTAL OFFICES</b> .....	<b>1,175</b>	<b>4,844,770</b>	<b>1,100</b>	<b>4,749,857</b>	<b>-75</b>	<b>-94,913</b>
National Indian Gaming Commission .....	131	31,669	138	30,551	+7	-1,118

<sup>1/</sup> Funding amounts include supplemental appropriations and transfers. For further details on Current funding, see Highlights of Budget Changes tables for each account.

<sup>2/</sup> The 2026 amount for the Office of Inspector General shows repurposed appropriations provided in the Commerce, Justice, Science; Energy and Water Development; and Interior and Environment Appropriations Act, 2026 (P.L. 119–74).

## HIGHLIGHTS OF BUDGET CHANGES

By Appropriation Activity/Subactivity  
(dollar amounts in thousands)

### APPROPRIATION: Departmental Operations

	2025 Actual	2026 Enacted	2027 Request	Change
Leadership and Administration.....	111,241	95,448	86,691	-8,757
Management Services .....	36,177	35,564	41,107	+5,543
<b>SUBTOTAL APPROPRIATION</b> .....	<b>147,418</b>	<b>131,012</b>	<b>127,798</b>	<b>-3,214</b>
Infrastructure Investment and Jobs Act (P.L. 117-58) .....	142,000	142,000	0	-142,000
Transfer to OIG (P.L. 117-58).....	-710	-710	0	+710
<b>TOTAL APPROPRIATION</b> .....	<b>288,708</b>	<b>272,302</b>	<b>127,798</b>	<b>-144,504</b>

### APPROPRIATION: Office of the Solicitor

	2025 Actual	2026 Enacted	2027 Request	Change
Legal Services.....	69,428	57,980	36,864	-21,116
General Administration .....	6,199	5,200	4,628	-572
Ethics Office.....	18,504	17,830	16,416	-1,414
FOIA Office.....	3,819	3,171	2,304	-867
<b>TOTAL APPROPRIATION</b> .....	<b>97,950</b>	<b>84,181</b>	<b>60,212</b>	<b>-23,969</b>

### APPROPRIATION: Office of Inspector General

	2025 Actual	2026 Enacted <sup>1/</sup>	2027 Request	Change
Audits, Evaluations, and Investigations.....	67,000	65,000	48,500	-16,500
<b>SUBTOTAL APPROPRIATION</b> .....	<b>67,000</b>	<b>65,000</b>	<b>48,500</b>	<b>-16,500</b>
American Relief Act (P.L. 118-158) .....	8,000	0	0	0
OIG Transfers from Bureaus and Offices (P.L. 117-58) .....	+3,289	+3,264	0	-3,264
<b>TOTAL APPROPRIATION</b> .....	<b>78,289</b>	<b>68,264</b>	<b>48,500</b>	<b>-19,764</b>

<sup>1/</sup> The 2026 amount for the Office of Inspector General shows repurposed appropriations provided in the Commerce, Justice, Science; Energy and Water Development; and Interior and Environment Appropriations Act, 2026 (P.L. 119-74).





# Departmentwide Programs

## Overview

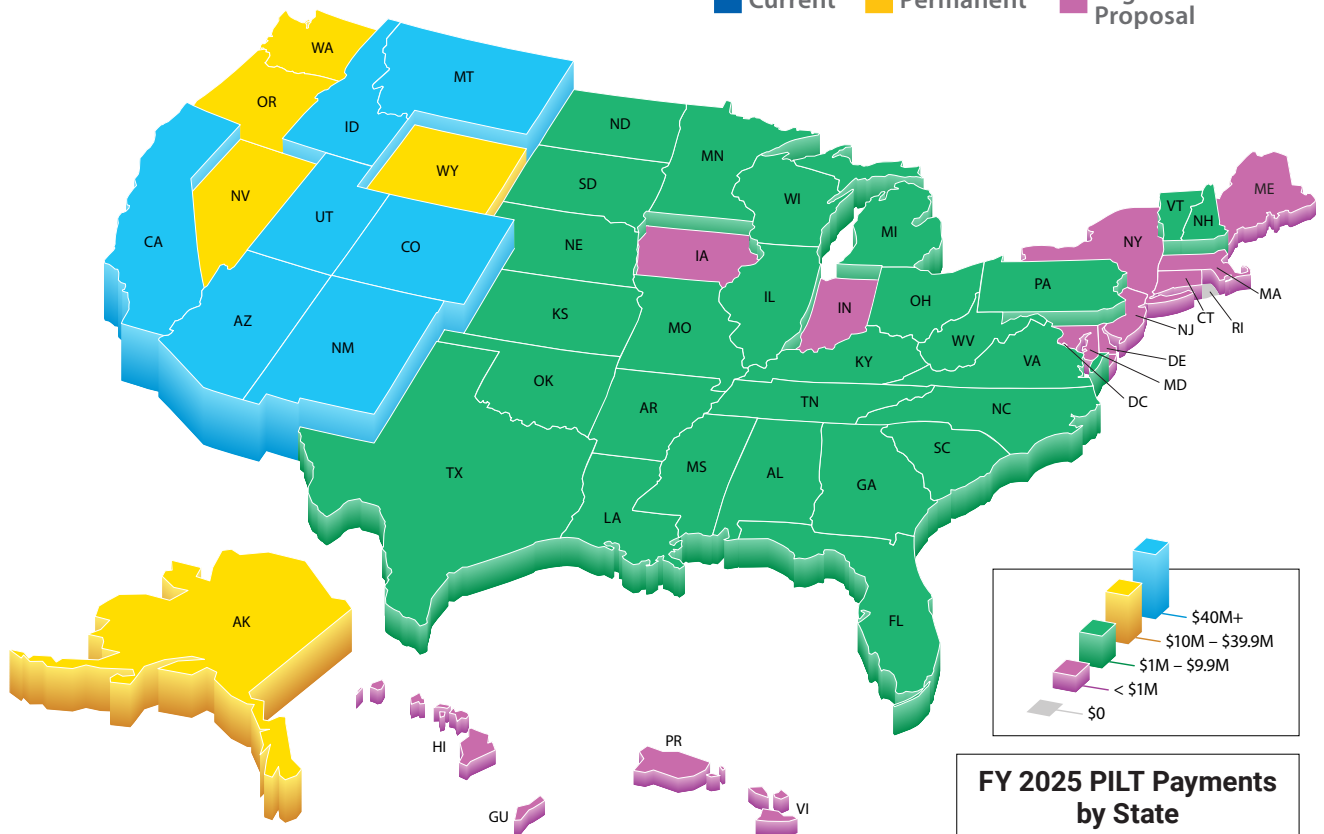
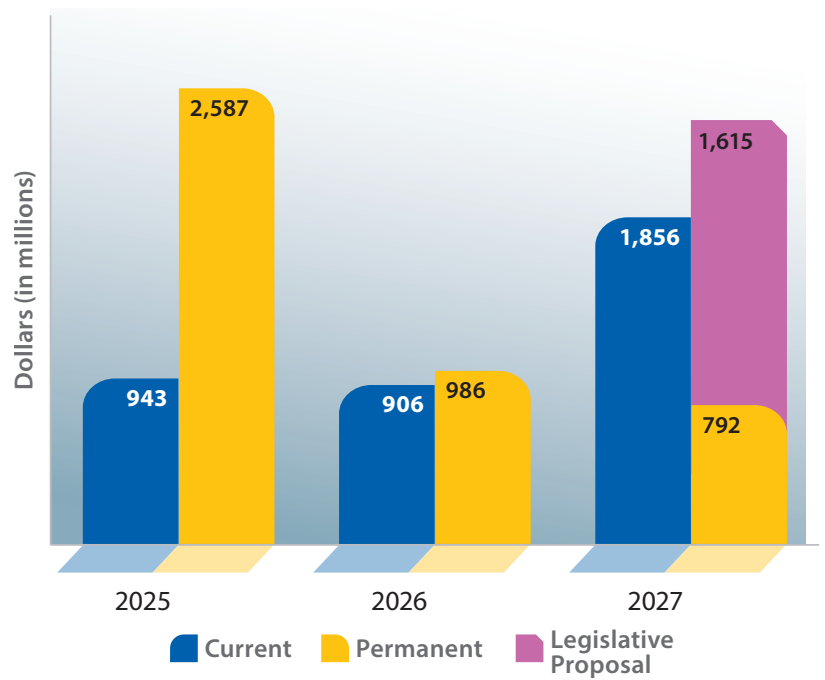
Departmentwide programs support the U.S. Department of the Interior (Department, Interior) bureaus and offices through the execution of activities broad in scope and effect. These programs complement the many diverse activities of the Department and help to achieve key strategic goals.

## Payments in Lieu of Taxes

### Mission

The Payments in Lieu of Taxes (PILT) program provides payments to more than 1,900 units of local government in 49 States, the District of Columbia,

## Departmentwide Programs Funding



Guam, Puerto Rico, and the U.S. Virgin Islands to help offset the costs of services and infrastructure incurred by local jurisdictions with certain Federal lands within their districts, which cannot be taxed. PILT payments help local governments carry out vital services, such as firefighting and police protection, constructing public schools and roads, and conducting search-and-rescue operations. In recent years, PILT monies have also been used to fund projects to build county buildings,

purchase new police cruisers, and upgrade 911 emergency services.

### Budget Overview

The 2027 budget requests \$635.0 million in current funding for PILT and supports two full-time equivalents (FTE). The amount proposed supports this important program while balancing departmental funding priorities.

## Office of Natural Resources Revenue

### Mission

The Office of Natural Resources Revenue (ONRR) ensures revenue from Federal and Indian mineral leases is effectively, efficiently, and accurately collected, accounted for, analyzed, audited, and disbursed in a timely fashion to recipients. Revenue distributions benefit States, Tribes, individual Indian mineral royalty owners, and U.S. Treasury accounts.

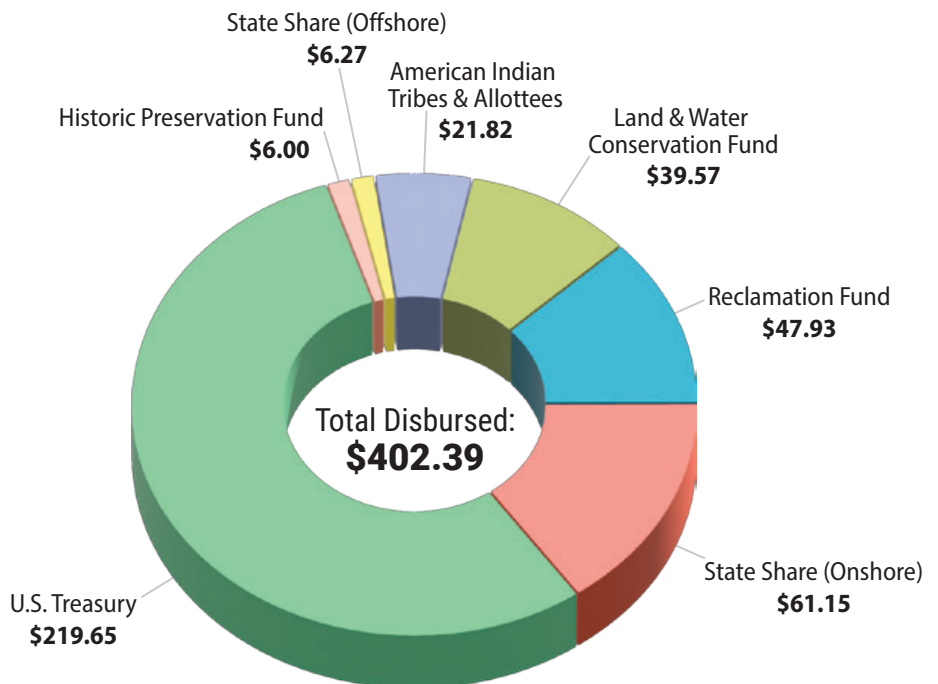
### Budget Overview

The 2027 budget requests \$134.1 million for ONRR's receipts management programs and supports 434 FTEs. The budget focuses funding on ONRR's essential revenue management functions—which ensure the accurate collection, accounting, and disbursement of revenue from Federal and Indian leases—and realigns available resources to support the highest priority efforts.

### Fixed Costs

Fixed costs are fully funded.

### Cumulative Mineral Lease Revenue Disbursement, Fiscal Years 1982–2025 (dollars in billions)



## Central Hazardous Materials Fund

### Mission

The mission of the Central Hazardous Materials Fund (CHF) is to protect public health and the environment by addressing the most contaminated sites on Department-managed public lands. CHF funds remediation projects using the authorities under the Comprehensive Environmental Response,

Compensation, and Liability Act (CERCLA; Public Law 96–510). The program provides Interior bureaus with legal, technical, and project management expertise to address their highest priority public health and environmental cleanup problems. CHF projects are funded through two revenue sources:

annual appropriations and cost recoveries from potentially responsible parties (PRPs). The program is authorized to receive, retain, and use recoveries from PRPs to fund cleanup projects. Since CHF was established in 1995, the program has received more than \$177 million in recoveries from PRPs and has avoided an estimated \$1.3 billion in government spending through work performed by PRPs and other parties on Interior lands.

### **Budget Overview**

The 2027 budget request is \$6.3 million and supports four FTEs. The CHF program continues to focus on sites that pose the highest risks to employees, public health and welfare, and the environment. The program will continue to seek the participation of current or previous owners to minimize the cleanup cost borne by the American taxpayer.

## **Natural Resource Damage Assessment and Restoration**

### **Mission**

The mission of the Natural Resource Damage Assessment and Restoration (NRDAR) Program is to restore natural resources that have been injured because of oil spills or hazardous substances released into the environment. Damage assessments—conducted in partnership with affected State, Tribal, and Federal cotrustees—provide the basis for determining the injuries to natural resources and the restoration needed to compensate for the public’s loss of those natural resources.

### **Budget Overview**

The 2027 budget request for NRDAR is \$4.7 million. The Department of the Interior NRDAR Fund supports natural resource damage assessment, restoration planning, and implementation at hundreds of sites nationwide in partnership with Federal, State, and Tribal cotrustees. In 2027, NRDAR anticipates \$654 million will flow into the fund from gross receipts recovered through settled damage assessment cases, advanced cooperative assessment funds, and earned interest. By statute, those receipts can be used by trustees only to restore injured lands and resources or to reimburse for past assessment costs. Directly appropriated funding in



Door County Land Trust (DCLT) acquired the 119-acre Oak Bluff Natural Area along the Green Bay shoreline with the supporting match of Knowles Nelson Stewardship Grant, Great Lakes Restoration Initiative-Joint Venture, and DCLT private funds, WI.

*Door County Land Trust Photo.*

the 2027 budget will enable the NRDAR Program to optimize the restoration of injured lands and resources using monies from the fund.

### **Fixed Costs**

Fixed costs of \$32,000 are fully funded.

## **Great Salt Lake Watershed Recovery Program**

---

### **Mission**

The mission of the Great Salt Lake Watershed Recovery Program (GSLWRP) is to restore and protect Utah’s Great Salt Lake. The Department will work with cooperating Federal agencies and the State of Utah to ensure the long-term sustainability of Great Salt Lake, which is a critical ecological and economic asset to Utah, the region, and the country. Interior and Federal partners will take action to improve water flows into and within the lake, restore ecosystems, remove invasive species, and address toxins in the lakebed outside any active environmental remediation sites.

### **Budget Overview**

The 2027 budget request is \$1.0 billion and supports eight FTEs. Interior will use its significant water management, mapping and science, invasive species management, and land management expertise and capacity to carry out activities that support the Great Salt Lake watershed and ecosystems. The GSLWRP will transfer funding to bureaus across the Department, including the U.S. Fish and Wildlife Service, U.S. Geological Survey, Bureau of Land Management, and Bureau of Reclamation and transfer funds to cooperating Federal agencies. Interior will collaborate with Federal and State-level stakeholders to ensure effective distribution of funds and measurable improvements to water flows into and within Great Salt Lake.



Blue heron flying over Great Salt Lake in Utah.

AdobeStock Photo.

## Working Capital Fund

---

### Mission

The Department's Working Capital Fund provides centralized services and systems to Interior bureaus and offices and to other customers.

### Budget Overview

For the appropriated portion of the Department's Working Capital Fund, the 2027 budget includes \$75.8 million and supports 98 FTEs. The budget focuses on core mission requirements and realigns available resources to support the highest priority efforts.

*Modernizing Financial and Business Operations*  
Operations and maintenance of the Financial and Business Management System (FBMS) is funded in the 2027 budget at \$40.9 million.

*Strengthening Interior's Cybersecurity Posture*  
The 2027 budget includes \$31.5 million to fund cybersecurity efforts and continues to fund high-priority, recurring operations and maintenance costs for incident remediation activities.

*Supporting Evidence, Evaluation, and Open Data Management*

To build data management practices and promote the use of evidence-based information to improve Interior programs, the 2027 budget includes \$2.9 million.

*Modernizing IT*

The 2027 budget includes \$527,000 for radio modernization, an initiative to deploy remote broadband connectivity and provide employees in the field with voice, video, and data capabilities for all missions.

### Fixed Costs

Fixed costs of \$6,000 are fully funded.

### Non-Appropriated Working Capital Fund

The Department's Non-Appropriated Working Capital Fund was established pursuant to 43 U.S.C. 1467 to provide common administrative and support services efficiently and economically on a reimbursable basis to Interior's bureaus and offices as well as other Federal agencies.

## Interior Franchise Fund

---

### Mission

The Interior Franchise Fund provides business support services to Federal agencies on a competitive basis at customer discretion.

### Budget Overview

The Government Management Reform Act of 1994 (Public Law 103-356) authorized the creation of six executive agency pilot franchise funds. The Director of the Office of Management and Budget approved Interior's application for a pilot program

in May 1996, and the Interior Franchise Fund was established in the Department of the Interior and Related Agencies Appropriations Act, 1997 (Public Law 105-83). The Consolidated Appropriations Act, 2008 (Public Law 110-161), provided permanent franchise fund authority. The Department executes Interior Franchise Fund activities, such as acquisition services, for a variety of Federal agency customers on a reimbursable basis.

## Wildland Fire Management

---

The 2027 budget continues the proposal to reform the Federal approach to wildland fire management by unifying wildland fire resources and programs from the U.S. Department of Agriculture's Forest

Service within Interior's U.S. Wildland Fire Service (USWFS). Please see the USWFS section for more information.

## SUMMARY OF BUREAU APPROPRIATIONS

(dollar amounts in thousands)

### Comparison of 2027 Request with 2026 Enacted

	2026 Enacted		2027 Request		Change	
	FTE	Amount	FTE	Amount	FTE	Amount
<b>Current</b>						
Central Hazardous Materials Fund .....	4	9,031	4	6,280	0	-2,751
Energy Community Revitalization Program .....	24	4,700	22	0	-2	-4,700
Natural Resource Damage Assessment Fund .....	19	6,500	18	4,709	-1	-1,791
Working Capital Fund .....	98	90,775	98	75,764	0	-15,011
Payment in Lieu of Taxes .....	2	635,000	2	635,000	0	0
Great Salt Lake Watershed Recovery Program .....	0	0	8	1,000,000	+8	+1,000,000
Office of Natural Resources Revenue .....	440	159,850	433	134,073	-7	-25,777
Subtotal, Current .....	587	905,856	585	1,855,826	-2	949,970
<b>Permanent and Other</b>						
Natural Resource Damage Assessment Fund .....	1	644,000	0	644,000	-1	0
National Parks and Public Land Legacy Restoration Fund <sup>iv</sup> .....	0	342,185	0	1,763,230	0	+1,421,045
Subtotal, Permanent .....	1	986,185	0	2,407,230	-1	1,421,045
<b>Reimbursable, Allocation, and Other</b>						
Working Capital Fund .....	6,828	0	6,828	0	0	0
Office of Natural Resources Revenue .....	1	0	1	0	0	0
Interior Franchise Fund .....	243	0	243	0	0	0
Subtotal, Reimbursable, Allocation, and Other .....	7,072	0	7,072	0	0	0
<b>TOTAL, DEPARTMENTWIDE PROGRAMS .....</b>	<b>7,660</b>	<b>1,892,041</b>	<b>7,657</b>	<b>4,263,056</b>	<b>-3</b>	<b>2,371,015</b>

<sup>iv</sup> The 2027 budget includes a legislative proposal of \$1.9 billion and associated transfer of -\$285.0 million for reauthorization of the Great American Outdoors Act Legacy Restoration Fund.

## HIGHLIGHTS OF BUDGET CHANGES

By Appropriation Activity/Subactivity  
(dollar amounts in thousands)

### APPROPRIATION: Payments in Lieu of Taxes

	2025 Actual	2026 Enacted	2027 Request	Change
TOTAL APPROPRIATION .....	645,169	635,000	635,000	0

### APPROPRIATION: Office of Natural Resources Revenue

	2025 Actual	2026 Enacted	2027 Request	Change
TOTAL APPROPRIATION .....	167,937	159,850	134,073	-25,777

**APPROPRIATION: Central Hazardous Materials Fund**

	2025 Actual	2026 Enacted	2027 Request	Change
TOTAL APPROPRIATION .....	9,661	9,031	6,280	-2,751

**APPROPRIATION: Energy Community Revitalization Program**

	2025 Actual	2026 Enacted	2027 Request	Change
Abandoned Hardrock Mine Reclamation				
State Grants.....	1,700	2,250	0	-2,250
Tribal Grants.....	400	400	0	-400
Federal Program.....	1,900	1,250	0	-1,250
Program Management.....	800	800	0	-800
Subtotal, Abandoned Hardrock Mine Reclamation.....	4,800	4,700	0	-4,700
TOTAL APPROPRIATION .....	4,800	4,700	0	-4,700

**APPROPRIATION: Natural Resource Damage Assessment Fund**

	2025 Actual	2026 Enacted	2027 Request	Change
TOTAL APPROPRIATION .....	7,715	6,500	4,709	-1,791

**APPROPRIATION: Great Salt Lake Watershed Recovery Program**

	2025 Actual	2026 Enacted	2027 Request	Change
TOTAL APPROPRIATION .....	0	0	1,000,000	+1,000,000

**APPROPRIATION: Working Capital Fund**

	2025 Actual	2026 Enacted	2027 Request	Change
TOTAL APPROPRIATION .....	107,710	90,775	75,764	-15,011



# Appendixes



Previous page photo:

Lava fountains at the summit of Kilauea in August 2025. *USGS Photo.*

## Comparison of 2025, 2026, and 2027 Budget Authority

(dollar amounts in thousands)

Appropriation Bureau/Account	2025 Actual	2026 Enacted	2027 Request	Change
<b>INTERIOR, ENVIRONMENT, AND RELATED AGENCIES</b>				
<b>BUREAU OF LAND MANAGEMENT</b>				
<b>Current Appropriations</b>				
Management of Lands and Resources .....	1,294,766	1,260,166	830,900	-429,266
American Relief Act (P.L. 118-158) .....	+58,115	0	0	0
Account Total .....	1,352,881	1,260,166	830,900	-429,266
Oregon and California Grant Lands .....	115,521	115,521	65,798	-49,723
Range Improvements .....	10,000	10,000	10,000	0
Sequestration Reduction .....	-570	-570	-570	0
Account Total .....	9,430	9,430	9,430	0
Service Charges, Deposits, and Forfeitures .....	47,359	35,000	41,110	+6,110
Service Charges, Deposits, and Forfeitures Offset .....	-47,359	-35,000	-41,110	-6,110
Miscellaneous Trust Funds .....	43,532	30,000	30,000	0
Subtotal, Current Appropriations .....	1,521,364	1,415,117	936,128	-478,989
Budget Authority .....	[1,463,819]	[1,415,687]	[936,698]	[-478,989]
American Relief Act (P.L. 118-158) .....	[+58,115]	[0]	[0]	[0]
Sequestration Reduction .....	[-570]	[-570]	[-570]	[0]
<b>Permanent Appropriations</b>				
Management of Lands and Resources .....	0	0	0	0
Rescission of Prior Year BA (P.L. 117-169) .....	-10,919	0	0	0
Account Total .....	-10,919	0	0	0
Land Acquisition .....	73,863	65,553	58,473	-7,080
Sequestration Reduction .....	-4,210	-3,736	-3,332	+404
Previously Unavailable BA .....	+4,224	+4,210	+3,736	-474
Account Total .....	73,877	66,027	58,877	-7,150
Miscellaneous Permanent Payment Accounts .....	32,081	41,274	45,921	+4,647
Sequestration Reduction .....	-1,830	-2,352	-2,619	-267
Previously Unavailable BA .....	+86	+1,665	+2,185	+520
Account Total .....	30,337	40,587	45,487	4,900
Permanent Operating Funds .....	330,645	236,131	233,365	-2,766
Sequestration Reduction .....	-16,863	-11,521	-11,235	+286
Previously Unavailable BA .....	+17,208	+16,863	+11,521	-5,342
Account Total .....	330,990	241,473	233,651	-7,822
Miscellaneous Trust Funds .....	1,086	1,650	1,650	0
Subtotal, Permanent Appropriations .....	425,371	349,737	339,665	-10,072

## Appendix A

### Comparison of 2025, 2026, and 2027 Budget Authority

(dollar amounts in thousands)

Appropriation Bureau/Account	2025 Actual	2026 Enacted	2027 Request	Change
<b>BLM (continued)</b>				
<b>Total, Bureau of Land Management</b>	<b>1,901,494</b>	<b>1,760,295</b>	<b>1,276,107</b>	<b>-484,188</b>
American Relief Act (P.L. 118-158)	+58,115	0	0	0
Sequestration Reduction	-23,473	-18,179	-17,756	+423
Rescission of Prior Year BA (P.L. 117-169)	-10,919	0	0	0
Previously Unavailable BA	+21,518	+22,738	+17,442	-5,296
<b>Total, Bureau of Land Management</b>	<b>1,946,735</b>	<b>1,764,854</b>	<b>1,275,793</b>	<b>-489,061</b>
<b>BUREAU OF OCEAN ENERGY MANAGEMENT</b>				
<b>Current Appropriations</b>				
Ocean Energy Management	161,202	119,352	0	-119,352
<b>Total, Bureau of Ocean Energy Management</b>	<b>161,202</b>	<b>119,352</b>	<b>0</b>	<b>-119,352</b>
<b>BUREAU OF SAFETY AND ENVIRONMENTAL ENFORCEMENT</b>				
<b>Current Appropriations</b>				
Offshore Safety and Environmental Enforcement	152,434	121,465	0	-121,465
Oil Spill Research	15,099	15,099	0	-15,099
Subtotal, Current Appropriations	167,533	136,564	0	-136,564
<b>Total, Bureau of Safety and Environmental Enforcement</b>	<b>167,533</b>	<b>136,564</b>	<b>0</b>	<b>-136,564</b>
<b>MARINE MINERALS ADMINISTRATION</b>				
<b>Current Appropriations</b>				
Marine Minerals Administration	0	0	151,435	+151,435
Oil Spill Research	0	0	9,493	+9,493
Subtotal, Current Appropriations	0	0	160,928	+160,928
<b>Total, Marine Minerals Administration</b>	<b>0</b>	<b>0</b>	<b>160,928</b>	<b>+160,928</b>
<b>OFFICE OF SURFACE MINING RECLAMATION AND ENFORCEMENT</b>				
<b>Current Appropriations</b>				
Regulation and Technology	116,186	117,575	117,163	-412
Abandoned Mine Reclamation Fund	162,546	166,975	168,662	+1,687
Subtotal, Current Appropriations	278,732	284,550	285,825	+1,275
<b>Permanent Appropriations</b>				
Abandoned Mine Reclamation Fund	494,587	476,465	530,966	+54,501
Sequestration Reduction	-5,361	-5,328	-5,278	+50
Account Total	489,226	471,137	525,688	+54,551
Payments to States in Lieu of Coal Fee Receipts	25,701	26,363	20,655	-5,708
Sequestration Reduction	-1,465	-1,503	-1,177	+326
Account Total	24,236	24,860	19,478	-5,382
Supplemental Payments to UMWA Health Plans	724,299	725,557	729,345	+3,788
Subtotal, Permanent Appropriations	1,237,761	1,221,554	1,274,511	+52,957
<b>Total, Office of Surface Mining Reclamation and Enforcement</b>	<b>1,523,319</b>	<b>1,512,935</b>	<b>1,566,791</b>	<b>+53,856</b>
Sequestration Reduction	-6,826	-6,831	-6,455	+376
<b>Total, Office of Surface Mining Reclamation and Enforcement</b>	<b>1,516,493</b>	<b>1,506,104</b>	<b>1,560,336</b>	<b>+54,232</b>

## Comparison of 2025, 2026, and 2027 Budget Authority

(dollar amounts in thousands)

Appropriation Bureau/Account	2025 Actual	2026 Enacted	2027 Request	Change
<b>U.S. GEOLOGICAL SURVEY</b>				
<i><b>Current Appropriations</b></i>				
Surveys, Investigations, and Research .....	1,450,197	1,420,433	892,668	-527,765
American Relief Act (P.L. 118-158) .....	+2,743	0	0	0
Infrastructure Investment and Jobs Act (P.L. 117-58) .....	+69,000	+64,000	0	-64,000
Transfer to OIG (P.L. 117-58) .....	-345	-320	0	+320
Account Total .....	1,521,595	1,484,113	892,668	-591,445
<i><b>Permanent Appropriations</b></i>				
Surveys, Investigations, and Research .....	90	87	94	+7
Contributed Funds .....	259	500	500	0
Subtotal, Permanent Appropriations .....	349	587	594	+7
<b>Total, U.S. Geological Survey .....</b>	<b>1,450,546</b>	<b>1,421,020</b>	<b>893,262</b>	<b>-527,758</b>
American Relief Act (P.L. 118-158) .....	+2,743	0	0	0
Infrastructure Investment and Jobs Act (P.L. 117-58) .....	+69,000	+64,000	0	-64,000
Transfer to OIG (P.L. 117-58) .....	-345	-320	0	+320
<b>Total, U.S. Geological Survey .....</b>	<b>1,521,944</b>	<b>1,484,700</b>	<b>893,262</b>	<b>-591,438</b>
<b>U.S. FISH AND WILDLIFE SERVICE</b>				
<i><b>Current Appropriations</b></i>				
Resource Management .....	1,475,353	1,451,515	1,303,574	-147,941
Infrastructure Investment and Jobs Act (P.L. 117-58) .....	+91,000	+91,000	0	-91,000
Transfer to OIG (P.L. 117-58) .....	-455	-455	0	+455
Transfer from USFS (P.L. 117-58) .....	+7,000	+7,000	0	-7,000
Account Total .....	1,572,898	1,549,060	1,303,574	-245,486
Construction .....	19,280	14,709	13,705	-1,004
American Relief Act (P.L. 118-158) .....	+500,000	0	0	0
Account Total .....	519,280	14,709	13,705	-1,004
National Wildlife Refuge Fund .....	13,228	13,228	0	-13,228
Cooperative Endangered Species Conservation Fund .....	23,000	22,202	0	-22,202
North American Wetlands Conservation Fund .....	49,000	49,000	10,000	-39,000
Multinational Species Conservation Fund .....	20,500	21,000	0	-21,000
Neotropical Migratory Bird Conservation .....	5,000	5,000	0	-5,000
State Wildlife Grants .....	72,384	73,812	0	-73,812
Subtotal, Current Appropriations .....	2,275,290	1,748,011	1,327,279	-420,732
Budget Authority .....	[1,677,745]	[1,650,466]	[1,327,279]	[-323,187]
American Relief Act (P.L. 118-158) .....	[+500,000]	[0]	[0]	[0]
Infrastructure Investment and Jobs Act (P.L. 117-58) .....	[+91,000]	[+91,000]	[0]	[-91,000]
Transfer to OIG (P.L. 117-58) .....	[-455]	[-455]	[0]	[+455]
Transfer from USFS (P.L. 117-58) .....	[+7,000]	[+7,000]	[0]	[-7,000]
<i><b>Permanent Appropriations</b></i>				
Land Acquisition .....	118,933	108,306	121,186	+12,880
Sequestration Reduction .....	-6,779	-6,173	-6,907	-734
Previously Unavailable BA .....	+6,798	+6,779	+6,173	-606
Account Total .....	118,952	108,912	120,452	+11,540

## Appendix A

### Comparison of 2025, 2026, and 2027 Budget Authority

(dollar amounts in thousands)

Appropriation Bureau/Account	2025 Actual	2026 Enacted	2027 Request	Change
<b>FWS (continued)</b>				
National Wildlife Refuge Fund .....	8,621	8,000	8,000	0
Sequestration Reduction .....	-491	-456	-456	0
Previously Unavailable BA .....	+430	+491	+456	-35
Account Total .....	8,560	8,035	8,000	-35
Federal Aid in Wildlife Restoration .....	1,028,206	960,293	1,022,940	+62,647
Sequestration Reduction .....	-58,608	-54,737	-58,308	-3,571
Previously Unavailable BA .....	+62,953	+58,608	+54,737	-3,871
Account Total .....	1,032,551	964,164	1,019,369	+55,205
Sport Fish Restoration .....	751,912	797,092	805,195	+8,103
Sequestration Reduction .....	-29,512	-31,294	-31,604	-310
Other Transfers .....	-234,156	-248,066	-250,742	-2,676
Previously Unavailable BA .....	+26,625	+29,512	+31,294	+1,782
Account Total .....	514,869	547,244	554,143	+6,899
Cooperative Endangered Species Conservation Fund .....	130,030	127,857	132,902	+5,045
Sequestration Reduction .....	-2,288	-2,289	-2,289	0
Previously Unavailable BA .....	+2,315	+2,288	+2,289	+1
Account Total .....	130,057	127,856	132,902	+5,046
North American Wetlands Conservation Fund .....	147	150	150	0
Sequestration Reduction .....	-8	-9	-9	0
Account Total .....	139	141	141	0
Migratory Bird Conservation Account .....	91,033	84,500	84,500	0
Sequestration Reduction .....	-5,189	-4,817	-4,817	0
Previously Unavailable BA .....	+5,476	+5,189	+4,817	-372
Account Total .....	91,320	84,872	84,500	-372
Recreation Enhancement Fee Program, FWS .....	7,742	7,000	7,000	0
Sequestration Reduction .....	-57	-57	-57	0
Previously Unavailable BA .....	+57	+57	+57	0
Account Total .....	7,742	7,000	7,000	0
Miscellaneous Permanent Appropriations .....	5,218	4,150	4,150	0
Contributed Funds .....	3,607	5,000	5,000	0
Subtotal, Permanent Appropriations .....	1,913,015	1,857,374	1,935,657	+78,283
<b>Total, U.S. Fish and Wildlife Service .....</b>	<b>3,823,194</b>	<b>3,752,814</b>	<b>3,518,302</b>	<b>-234,512</b>
American Relief Act (P.L. 118-158) .....	+500,000	0	0	0
Infrastructure Investment and Jobs Act (P.L. 117-58) .....	+91,000	+91,000	0	-91,000
Sequestration Reduction .....	-102,932	-99,832	-104,447	-4,615
Transfer to OIG (P.L. 117-58) .....	-455	-455	0	+455
Transfer from USFS (P.L. 117-58) .....	+7,000	+7,000	0	-7,000
Other Transfers .....	-234,156	-248,066	-250,742	-2,676
Previously Unavailable BA .....	+104,654	+102,924	+99,823	-3,101
<b>Total, U.S. Fish and Wildlife Service .....</b>	<b>4,188,305</b>	<b>3,605,385</b>	<b>3,262,936</b>	<b>-342,449</b>

### Comparison of 2025, 2026, and 2027 Budget Authority

(dollar amounts in thousands)

Appropriation Bureau/Account	2025 Actual	2026 Enacted	2027 Request	Change
<b>NATIONAL PARK SERVICE</b>				
<b>Current Appropriations</b>				
Operation of the National Park System .....	2,894,424	2,901,195	2,140,752	-760,443
External Mandated Transfer .....	-3,300	-3,300	0	+3,300
Other Transfers .....	+1,435	0	0	0
Account Total .....	2,892,559	2,897,895	2,140,752	-757,143
Centennial Challenge .....	12,000	5,000	0	-5,000
National Recreation and Preservation .....	89,593	91,596	6,043	-85,553
Historic Preservation Fund .....	168,900	181,059	11,000	-170,059
American Relief Act (P.L. 118-158) .....	+50,000	0	0	0
Account Total .....	218,900	181,059	11,000	-170,059
Construction (and Major Maintenance) .....	172,255	88,461	48,675	-39,786
American Relief Act (P.L. 118-158) .....	+2,262,871	0	0	0
Account Total .....	2,435,126	88,461	48,675	-39,786
Subtotal, Current Appropriations .....	5,648,178	3,264,011	2,206,470	-1,057,541
Budget Authority .....	[3,337,172]	[3,267,311]	[2,206,470]	[-1,060,841]
American Relief Act (P.L. 118-158) .....	[+2,312,871]	[0]	[0]	[0]
External Mandated Transfer .....	[-3,300]	[-3,300]	[0]	[+3,300]
Other Transfers .....	[+1,435]	[0]	[0]	[0]
<b>Permanent Appropriations</b>				
Operation of the National Park System .....	0	0	0	0
Working Families Tax Cut Act (P.L. 119-21) .....	+150,000	0	0	0
Rescission of Prior Year BA (P.L. 117-169) .....	-425,953	0	0	0
Account Total .....	-275,953	0	0	0
Presidential Capital Stewardship Program .....	0	0	0	0
Legislative Proposal .....	0	0	+10,000,000	+10,000,000
Account Total .....	0	0	10,000,000	+10,000,000
Land Acquisition and State Assistance .....	554,986	591,652	606,728	+15,076
Sequestration Reduction .....	-31,635	-33,725	-34,584	-859
Previously Unavailable BA .....	+24,393	+24,510	+24,462	-48
Account Total .....	547,744	582,437	596,606	+14,169
Visitor Experience Improvements Fund	0	0	0	0
Previously Unavailable BA	+855	0	0	0
Account Total	855	0	0	0
Recreation Fee Permanent Appropriations .....	385,755	596,372	666,372	+70,000
Sequestration Reduction .....	-2,178	-2,178	-2,178	0
Previously Unavailable BA .....	+2,173	+2,178	+2,178	0
Account Total .....	385,750	596,372	666,372	+70,000

## Appendix A

### Comparison of 2025, 2026, and 2027 Budget Authority

(dollar amounts in thousands)

Appropriation Bureau/Account	2025 Actual	2026 Enacted	2027 Request	Change
<b>NPS (continued)</b>				
Other Permanent Appropriations.....	304,701	296,283	302,206	+5,923
Sequestration Reduction.....	-496	-496	-500	-4
Previously Unavailable BA.....	+485	+496	+496	0
Account Total.....	304,690	296,283	302,202	+5,919
Miscellaneous Trust Funds.....	72,421	293,003	192,003	-101,000
Subtotal, Permanent Appropriations.....	1,035,507	1,768,095	11,757,183	+9,989,088
<b>Total, National Park Service.....</b>	<b>4,655,035</b>	<b>5,044,621</b>	<b>3,973,779</b>	<b>-1,070,842</b>
American Relief Act (P.L. 118-158).....	+2,312,871	0	0	0
Working Families Tax Cut Act (P.L. 119-21).....	+150,000	0	0	0
Sequestration Reduction.....	-34,309	-36,399	-37,262	-863
Rescission of Prior Year BA.....	-425,953	0	0	0
External Mandated Transfer.....	-3,300	-3,300	0	+3,300
Other Transfers.....	+1,435	0	0	0
Previously Unavailable BA.....	+27,906	+27,184	+27,136	-48
Legislative Proposal.....	0	0	+10,000,000	+10,000,000
<b>Total, National Park Service.....</b>	<b>6,683,685</b>	<b>5,032,106</b>	<b>13,963,653</b>	<b>+8,931,547</b>
<b>BUREAU OF INDIAN AFFAIRS</b>				
<b>Current Appropriations</b>				
Operation of Indian Programs.....	1,897,709	1,933,200	1,272,857	-660,343
American Relief Act (P.L. 118-158).....	+17,765	0	0	0
Infrastructure Investment and Jobs Act (P.L. 117-58).....	+43,200	+43,200	0	-43,200
Transfer to OIG (P.L. 117-58).....	-216	-216	0	+216
Account Total.....	1,958,458	1,976,184	1,272,857	-703,327
Contract Support Costs.....	287,958	205,418	215,926	+10,508
Payments for Tribal Leases.....	134,086	138,324	147,563	+9,239
Construction.....	133,780	135,780	88,097	-47,683
Infrastructure Investment and Jobs Act (P.L. 117-58).....	+50,000	+50,000	0	-50,000
Transfer to OIG (P.L. 117-58).....	-250	-250	0	+250
Account Total.....	183,530	185,530	88,097	-97,433
Indian Land and Water Claim Settlements and Miscellaneous Payments to Indians.....	976	976	58,897	+57,921
Indian Guaranteed Loan Program Account.....	13,329	13,329	500	-12,829
Indian Land Consolidation.....	4,000	4,000	0	-4,000
Subtotal, Current Appropriations.....	2,582,337	2,523,761	1,783,840	-739,921
Budget Authority.....	[2,471,838]	[2,431,027]	[1,783,840]	[-647,187]
American Relief Act (P.L. 118-158).....	[+17,765]	[0]	[0]	[0]
Infrastructure Investment and Jobs Act (P.L. 117-58).....	[+93,200]	[+93,200]	[0]	[-93,200]
Transfer to OIG (P.L. 117-58).....	[-466]	[-466]	[0]	[+466]
<b>Permanent Appropriations</b>				
Indian Guaranteed Loan Program Account.....	3,085	3,085	0	-3,085
White Earth Settlement Fund.....	106	1,750	1,750	0

### Comparison of 2025, 2026, and 2027 Budget Authority

(dollar amounts in thousands)

Appropriation Bureau/Account	2025 Actual	2026 Enacted	2027 Request	Change
<b>BIA (continued)</b>				
Miscellaneous Permanent Appropriations .....	141,892	149,985	148,985	-1,000
Sequestration Reduction .....	-2,286	-2,286	-2,009	+277
Previously Unavailable BA .....	+2,056	+1,119	+1,119	0
Account Total .....	141,662	148,818	148,095	-723
Operation and Maintenance of Quarters .....	3,509	3,684	3,610	-74
Sequestration Reduction .....	-330	-330	-186	+144
Previously Unavailable BA .....	+218	+330	+330	0
Account Total .....	3,397	3,684	3,754	+70
Selis-Qlispe Ksanka Settlement Trust Fund .....	111,705	90,000	90,000	0
Gifts and Donations .....	6,650	1,000	1,000	0
Subtotal, Permanent Appropriations .....	266,605	248,337	244,599	-3,738
<b>Total, Bureau of Indian Affairs .....</b>	<b>2,738,785</b>	<b>2,680,531</b>	<b>2,029,185</b>	<b>-651,346</b>
American Relief Act (P.L. 118-158) .....	+17,765	0	0	0
Infrastructure Investment and Jobs Act (P.L. 117-58) .....	+93,200	+93,200	0	-93,200
Sequestration Reduction .....	-2,616	-2,616	-2,195	+421
Transfer to OIG (P.L. 117-58) .....	-466	-466	0	+466
Previously Unavailable BA .....	+2,274	+1,449	+1,449	0
<b>Total, Bureau of Indian Affairs .....</b>	<b>2,848,942</b>	<b>2,772,098</b>	<b>2,028,439</b>	<b>-743,659</b>
<b>BUREAU OF INDIAN EDUCATION</b>				
<b>Current Appropriations</b>				
Operation of Indian Education Programs .....	1,131,617	1,131,617	894,368	-237,249
Education Construction .....	234,725	234,725	35,417	-199,308
American Relief Act (P.L. 118-158) .....	+153,000	0	0	0
Account Total .....	387,725	234,725	35,417	-199,308
Subtotal, Current Appropriations .....	1,519,342	1,366,342	929,785	-436,557
Budget Authority .....	[1,366,342]	[1,366,342]	[929,785]	[-436,557]
American Relief Act (P.L. 118-158) .....	[+153,000]	[0]	[0]	[0]
<b>Permanent Appropriations</b>				
Operation and Maintenance of Quarters .....	2,949	2,949	2,600	-349
Gifts and Donations .....	3,357	1,000	1,000	0
Subtotal, Permanent Appropriations .....	6,306	3,949	3,600	-349
<b>Total, Bureau of Indian Education .....</b>	<b>1,372,648</b>	<b>1,370,291</b>	<b>933,385</b>	<b>-436,906</b>
American Relief Act (P.L. 118-158) .....	+153,000	0	0	0
<b>Total, Bureau of Indian Education .....</b>	<b>1,525,648</b>	<b>1,370,291</b>	<b>933,385</b>	<b>-436,906</b>

## Appendix A

### Comparison of 2025, 2026, and 2027 Budget Authority

(dollar amounts in thousands)

Appropriation Bureau/Account	2025 Actual	2026 Enacted	2027 Request	Change
<b>BUREAU OF TRUST FUNDS ADMINISTRATION</b>				
<i>Current Appropriations</i>				
Federal Trust Programs .....	100,009	100,009	90,090	-9,919
Subtotal, Current Appropriations .....	100,009	100,009	90,090	-9,919
<i>Permanent Appropriations</i>				
Tribal Special Fund .....	13,313	3,000	3,000	0
Tribal Trust Fund .....	265,694	269,000	278,000	+9,000
Subtotal, Permanent Appropriations .....	279,007	272,000	281,000	+9,000
<b>Total, Bureau of Trust Funds Administration .....</b>	<b>379,016</b>	<b>372,009</b>	<b>371,090</b>	<b>-919</b>
<b>OFFICE OF INSULAR AFFAIRS</b>				
<i>Current Appropriations</i>				
Assistance to Territories .....	120,107	117,217	102,748	-14,469
Compact of Free Association .....	3,463	813	250	-563
Subtotal, Current Appropriations .....	123,570	118,030	102,998	-15,032
<i>Permanent Appropriations</i>				
Compact of Free Association .....	776,183	478,335	380,935	-97,400
Payments to the United States Territories, Fiscal Assistance .....	305,208	306,000	371,500	+65,500
Subtotal, Permanent Appropriations .....	1,081,391	784,335	752,435	-31,900
<b>Total, Office of Insular Affairs .....</b>	<b>1,204,961</b>	<b>902,365</b>	<b>855,433</b>	<b>-46,932</b>
<b>U.S. WILDLAND FIRE SERVICE</b>				
<i>Current Appropriations</i>				
Wildland Fire Service Operations .....	0	0	3,961,953	+3,961,953
Wildfire Suppression Operations Reserve Fund .....	0	0	2,950,000	+2,950,000
Subtotal, Current Appropriations .....	0	0	6,911,953	+6,911,953
<b>Total, U.S. Wildland Fire Service .....</b>	<b>0</b>	<b>0</b>	<b>6,911,953</b>	<b>+6,911,953</b>
<b>DEPARTMENTAL OFFICES</b>				
<b>DEPARTMENTAL OPERATIONS</b>				
<i>Current Appropriations</i>				
Salaries and Expenses .....	147,418	131,012	127,798	-3,214
Infrastructure Investment and Jobs Act (P.L. 117-58) .....	+142,000	+142,000	0	-142,000
Transfer to OIG (P.L. 117-58) .....	-710	-710	0	+710
Account Total .....	288,708	272,302	127,798	-144,504
<i>Permanent Appropriations</i>				
Salaries and Expenses .....	19,000	19,025	19,025	0
Sequestration Reduction .....	-1,083	-1,083	-1,083	0
Previously Unavailable BA .....	+1,083	+1,083	+1,083	0
Account Total .....	19,000	19,025	19,025	0

### Comparison of 2025, 2026, and 2027 Budget Authority

(dollar amounts in thousands)

Appropriation Bureau/Account	2025 Actual	2026 Enacted	2027 Request	Change
<b>DO (continued)</b>				
Mineral Leasing and Associated Payments .....	3,621,962	3,831,243	3,945,587	+114,344
Sequestration Reduction .....	-206,452	-218,382	-224,899	-6,517
Previously Unavailable BA .....	+217,501	+206,452	+218,382	+11,930
Account Total .....	3,633,011	3,819,313	3,939,070	+119,757
Payments to Alaska, Arctic National Wildlife Refuge .....	0	17,110	4,298	-12,812
Sequestration Reduction .....	0	-975	-245	+730
Previously Unavailable BA .....	0	0	+975	+975
Account Total .....	0	16,135	5,028	-11,107
National Forest Fund, Payments to States .....	5,324	6,481	6,620	+139
Sequestration Reduction .....	-303	-369	-377	-8
Account Total .....	5,021	6,112	6,243	+131
Leases of Lands Acquired for Flood Control, Navigation, and Allied Purposes .....	66,077	47,042	48,559	+1,517
Sequestration Reduction .....	-3,766	-2,681	-2,768	-87
Account Total .....	62,311	44,361	45,791	+1,430
National Petroleum Reserve, Alaska .....	17,750	47,632	33,436	-14,196
Sequestration Reduction .....	-1,012	-2,715	-1,906	+809
Account Total .....	16,738	44,917	31,530	-13,387
Geothermal Lease Revenues, Payments to Counties .....	8,150	9,365	6,802	-2,563
Sequestration Reduction .....	-465	-534	-388	+146
Previously Unavailable BA .....	+299	+465	+534	+69
Account Total .....	7,984	9,296	6,948	-2,348
States Share from Certain Gulf of America Leases .....	374,960	488,721	487,500	-1,221
Sequestration Reduction .....	-21,373	-27,857	-27,788	+69
Account Total .....	353,587	460,864	459,712	-1,152
Subtotal, Permanent Appropriations .....	4,097,652	4,420,023	4,513,347	+93,324
<b>Total, Departmental Operations .....</b>	<b>4,260,641</b>	<b>4,597,631</b>	<b>4,679,625</b>	<b>+81,994</b>
Infrastructure Investment and Jobs Act (P.L. 117-58) .....	+142,000	+142,000	0	-142,000
Sequestration Reduction .....	-234,454	-254,596	-259,454	-4,858
Transfer to OIG (P.L. 117-58) .....	-710	-710	0	+710
Previously Unavailable BA .....	+218,883	+208,000	+220,974	+12,974
<b>Total, Departmental Operations .....</b>	<b>4,386,360</b>	<b>4,692,325</b>	<b>4,641,145</b>	<b>-51,180</b>
<b>OFFICE OF THE SOLICITOR</b>				
<b>Current Appropriations</b>				
Salaries and Expenses .....	97,950	84,181	60,212	-23,969
<b>Total, Office of the Solicitor .....</b>	<b>97,950</b>	<b>84,181</b>	<b>60,212</b>	<b>-23,969</b>

## Appendix A

### Comparison of 2025, 2026, and 2027 Budget Authority

(dollar amounts in thousands)

Appropriation Bureau/Account	2025 Actual	2026 Enacted	2027 Request	Change
<b>OFFICE OF INSPECTOR GENERAL</b>				
<i>Current Appropriations</i>				
Salaries and Expenses .....	67,000	65,000	48,500	-16,500
American Relief Act (P.L. 118-158) .....	+8,000	0	0	0
OIG Transfers from Bureaus and Offices (P.L. 117-58) .....	+3,289	+3,264	0	-3,264
Account Total .....	78,289	68,264	48,500	-19,764
<b>Total, Office of the Inspector General .....</b>	<b>67,000</b>	<b>65,000</b>	<b>48,500</b>	<b>-16,500</b>
American Relief Act (P.L. 118-158) .....	+8,000	0	0	0
OIG Transfers from Bureaus and Offices (P.L. 117-58) .....	+3,289	+3,264	0	-3,264
<b>Total, Office of the Inspector General .....</b>	<b>78,289</b>	<b>68,264</b>	<b>48,500</b>	<b>-19,764</b>
<b>DEPARTMENTAL OFFICES SUMMARY</b>				
Subtotal, Current Appropriations .....	464,947	424,747	236,510	-188,237
Budget Authority .....	[312,368]	[280,193]	[236,510]	[-43,683]
American Relief Act (P.L. 118-158) .....	[+8,000]	[0]	[0]	[0]
Infrastructure Investment and Jobs Act (P.L. 117-58) .....	[+142,000]	[+142,000]	[0]	[-142,000]
Transfer to OIG (P.L. 117-58) .....	[-710]	[-710]	[0]	[+710]
OIG Transfers from Bureaus and Offices (P.L. 117-58) .....	[+3,289]	[+3,264]	[0]	[-3,264]
Subtotal, Permanent Appropriations .....	4,097,652	4,420,023	4,513,347	+93,324
Budget Authority .....	[4,113,223]	[4,466,619]	[4,551,827]	[+85,208]
Sequestration Reduction .....	[-234,454]	[-254,596]	[-259,454]	[-4,858]
Previously Unavailable BA .....	[+218,883]	[+208,000]	[+220,974]	[+12,974]
<b>Total, Departmental Offices .....</b>	<b>4,562,599</b>	<b>4,844,770</b>	<b>4,749,857</b>	<b>-94,913</b>
<b>Budget Authority .....</b>	<b>[4,425,591]</b>	<b>[4,746,812]</b>	<b>[4,788,337]</b>	<b>[+41,525]</b>
American Relief Act (P.L. 118-158) .....	[+8,000]	[0]	[0]	[0]
Infrastructure Investment and Jobs Act (P.L. 117-58) .....	[+142,000]	[+142,000]	[0]	[-142,000]
Sequestration Reduction .....	[-234,454]	[-254,596]	[-259,454]	[-4,858]
Transfer to OIG (P.L. 117-58) .....	[-710]	[-710]	[0]	[+710]
OIG Transfers from Bureaus and Offices (P.L. 117-58) .....	[+3,289]	[+3,264]	[0]	[-3,264]
Previously Unavailable BA .....	[+218,883]	[+208,000]	[+220,974]	[+12,974]
<b>NATIONAL INDIAN GAMING COMMISSION</b>				
<i>Permanent Appropriations</i>				
National Indian Gaming Commission, Gaming Activity Fees .....	33,255	31,574	30,489	-1,085
Sequestration Reduction .....	-1,895	-1,800	-1,738	+62
Previously Unavailable BA .....	+1,681	+1,895	+1,800	-95
Account Total .....	33,041	31,669	30,551	-1,118
<b>Total, National Indian Gaming Commission .....</b>	<b>33,255</b>	<b>31,574</b>	<b>30,489</b>	<b>-1,085</b>
Sequestration Reduction .....	-1,895	-1,800	-1,738	+62
Previously Unavailable BA .....	+1,681	+1,895	+1,800	-95
<b>Total, National Indian Gaming Commission .....</b>	<b>33,041</b>	<b>31,669</b>	<b>30,551</b>	<b>-1,118</b>

## Comparison of 2025, 2026, and 2027 Budget Authority

(dollar amounts in thousands)

Appropriation Bureau/Account	2025 Actual	2026 Enacted	2027 Request	Change
<b>DEPARTMENTWIDE PROGRAMS</b>				
<b>Current Appropriations</b>				
Wildland Fire Management.....	1,147,171	1,147,171	0	-1,147,171
Infrastructure Investment and Jobs Act (P.L. 117-58).....	+262,600	+262,600	0	-262,600
Transfer to OIG (P.L. 117-58).....	-1,313	-1,313	0	+1,313
Other Transfers.....	+5,659	0	0	0
Account Total.....	1,414,117	1,408,458	0	-1,408,458
Wildfire Suppression Operations Reserve Fund.....	360,000	370,000	0	-370,000
Central Hazardous Materials Fund.....	9,661	9,031	6,280	-2,751
Energy Community Revitalization Program.....	4,800	4,700	0	-4,700
Natural Resource Damage Assessment Fund.....	7,715	6,500	4,709	-1,791
Working Capital Fund.....	107,710	90,775	75,764	-15,011
Payments in Lieu of Taxes.....	645,169	635,000	635,000	0
Great Salt Lake Watershed Recovery Program.....	0	0	1,000,000	+1,000,000
Office of Natural Resources Revenue.....	167,937	159,850	134,073	-25,777
Subtotal, Current Appropriations.....	2,717,109	2,684,314	1,855,826	-828,488
Budget Authority.....	[2,450,163]	[2,423,027]	[1,855,826]	[-567,201]
Infrastructure Investment and Jobs Act (P.L. 117-58).....	[+262,600]	[+262,600]	[0]	[-262,600]
Transfer to OIG (P.L. 117-58).....	[-1,313]	[-1,313]	[0]	[+1,313]
Other Transfers.....	[+5,659]	[0]	[0]	[0]
<b>Permanent Appropriations</b>				
Natural Resource Damage Assessment Fund.....	662,410	654,000	654,000	0
Sequestration Reduction.....	-399	-399	-399	0
Other Transfers.....	-5,920	-10,000	-10,000	0
Previously Unavailable BA.....	+399	+399	+399	0
Account Total.....	656,490	644,000	644,000	0
National Parks and Public Land Legacy Restoration Fund.....	2,235,006	245,000	240,000	-5,000
Sequestration Reduction.....	-111,150	-13,965	-105,735	-91,770
Other Transfers.....	-285,000	0	0	0
Previously Unavailable BA.....	+92,055	+111,150	+13,965	-97,185
Legislative Proposal.....	0	0	+1,900,000	+1,900,000
Legislative Proposal Transfer.....	0	0	-285,000	-285,000
Account Total.....	1,930,911	342,185	1,763,230	+1,421,045
Subtotal, Permanent Appropriations.....	2,587,401	986,185	2,407,230	+1,421,045
Budget Authority.....	[2,897,416]	[899,000]	[894,000]	[-5,000]
Sequestration Reduction.....	[-111,549]	[-14,364]	[-106,134]	[-91,770]
Other Transfers.....	[-290,920]	[-10,000]	[-10,000]	[0]
Previously Unavailable BA.....	[+92,454]	[+111,549]	[+14,364]	[-97,185]
Legislative Proposal.....	[0]	[0]	[+1,900,000]	[+1,900,000]
Legislative Proposal Transfer.....	[0]	[0]	[-285,000]	[-285,000]
<b>Total, Departmentwide Programs.....</b>	<b>5,304,510</b>	<b>3,670,499</b>	<b>4,263,056</b>	<b>+592,557</b>

## Appendix A

### Comparison of 2025, 2026, and 2027 Budget Authority

(dollar amounts in thousands)

Appropriation Bureau/Account	2025 Actual	2026 Enacted	2027 Request	Change
<b>DWP (continued)</b>				
<b>Budget Authority</b>	<b>[5,347,579]</b>	<b>[3,322,027]</b>	<b>[2,749,826]</b>	<b>[-572,201]</b>
Infrastructure Investment and Jobs Act (P.L. 117-58).....	[+262,600]	[+262,600]	[0]	[-262,600]
Sequestration Reduction.....	[-111,549]	[-14,364]	[-106,134]	[-91,770]
Transfer to OIG (P.L. 117-58).....	[-1,313]	[-1,313]	[0]	[+1,313]
Other Transfers.....	[-285,261]	[-10,000]	[-10,000]	[0]
Previously Unavailable BA.....	[+92,454]	[+111,549]	[+14,364]	[-97,185]
Legislative Proposals.....	[0]	[0]	[+1,900,000]	[+1,900,000]
Legislative Proposal Transfer.....	[0]	[0]	[-285,000]	[-285,000]
<b>INTERIOR, ENVIRONMENT, AND RELATED AGENCIES SUMMARY</b>				
<b>Total, Interior, Environment, and Related Agencies</b> .....	<b>32,044,614</b>	<b>27,612,766</b>	<b>41,260,672</b>	<b>+13,647,906</b>
Transfers.....	-514,282	-254,366	-545,742	-291,376
<b>Total, Interior, Environment, and Related Agencies</b> .....	<b>31,530,332</b>	<b>27,358,400</b>	<b>40,714,930</b>	<b>+13,356,530</b>
<b>Grand Total, Current Authority, Regular Appropriations</b> .....	<b>[15,360,690]</b>	<b>[15,012,991]</b>	<b>[17,720,870]</b>	<b>[+2,707,879]</b>
American Relief Act (P.L. 118-158).....	[+3,052,494]	[0]	[0]	[0]
Infrastructure Investment and Jobs Act (P.L. 117-58).....	[+657,800]	[+652,800]	[0]	[-652,800]
Sequestration Reduction.....	[-570]	[-570]	[-570]	[0]
Transfer to OIG (P.L. 117-58).....	[-3,289]	[-3,264]	[0]	[+3,264]
FWS Transfer from USFS (P.L. 117-58).....	[+7,000]	[+7,000]	[0]	[-7,000]
External Mandated Transfer.....	[-3,300]	[-3,300]	[0]	[+3,300]
OIG Transfers from Bureaus and Offices (P.L. 117-58).....	[+3,289]	[+3,264]	[0]	[-3,264]
Other Transfers.....	[+7,094]	[0]	[0]	[0]
<b>Net, Current Authority (w/ transfers, supplementals, and cap adjustment)</b> .....	<b>[19,081,208]</b>	<b>[15,668,921]</b>	<b>[17,720,300]</b>	<b>[+2,051,379]</b>
<b>Net, Current Authority (w/ transfers, w/o supplementals, and w/o cap adjustment)</b> .....	<b>[15,003,914]</b>	<b>[14,639,121]</b>	<b>[14,770,300]</b>	<b>[+131,179]</b>
<b>Net, Current Authority (w/o transfers, supplementals, and cap adjustment)</b> .....	<b>[15,000,120]</b>	<b>[14,642,421]</b>	<b>[14,770,300]</b>	<b>[+127,879]</b>
<b>Grand Total, Permanent Authority</b> .....	<b>[13,823,468]</b>	<b>[12,160,219]</b>	<b>[12,337,997]</b>	<b>[+177,778]</b>
Working Families Tax Cut Act (P.L. 119-21).....	[+150,000]	[0]	[0]	[0]
Sequestration Reduction.....	[-517,484]	[-434,047]	[-534,871]	[-100,824]
Rescission of Prior Year BA (P.L. 117-169).....	[-436,872]	[0]	[0]	[0]
Other Transfers.....	[-525,076]	[-258,066]	[-260,742]	[-2,676]
Previously Unavailable BA.....	[+469,370]	[+475,739]	[+382,988]	[-92,751]
Legislative Proposal.....	[0]	[0]	[+11,900,000]	[+11,900,000]
Legislative Proposal Transfer.....	[0]	[0]	[-285,000]	[-285,000]
<b>Net, Permanent Authority</b> .....	<b>[12,963,406]</b>	<b>[11,943,845]</b>	<b>[23,540,372]</b>	<b>[+11,596,527]</b>

## Comparison of 2025, 2026, and 2027 Budget Authority

(dollar amounts in thousands)

Appropriation Bureau/Account	2025 Actual	2026 Enacted	2027 Request	Change
<b>ENERGY AND WATER DEVELOPMENT</b>				
<b>BUREAU OF RECLAMATION</b>				
<b>Current Appropriations</b>				
Water and Related Resources .....	1,710,806	1,465,630	1,112,000	-353,630
American Relief Act (P.L. 118-158) .....	+74,464	0	0	0
Infrastructure Investment and Jobs Act (P.L. 117-58) .....	+1,660,000	+1,660,000	0	-1,660,000
Transfer to Aging Infrastructure Account (P.L. 118-158) .....	-46,534	0	0	0
Transfer to Aging Infrastructure Account (P.L. 117-58) .....	-704,370	-735,371	0	+735,371
Other Transfers .....	-58,804	-34,815	-135,946	-101,131
Account Total .....	2,635,562	2,355,444	976,054	-1,379,390
Central Valley Project Restoration Fund .....	64,020	65,370	66,951	+1,581
California Bay-Delta Restoration .....	33,000	32,000	32,000	0
Aging Infrastructure Account .....	0	0	0	0
Transfer from Water and Related Resources Account (P.L. 118-158) .....	+46,534	0	0	0
Transfer from Water and Related Resources Account (P.L. 117-58) .....	+704,370	+735,371	0	-735,371
Other Transfers .....	+100	0	0	0
Account Total .....	751,004	735,371	0	-735,371
Policy and Administration .....	66,794	64,000	64,000	0
San Gabriel Basin Restoration Fund .....	0	0	0	0
Other transfer .....	0	+3,237	0	-3,237
Account Total .....	0	3,237	0	-3,237
Lower Colorado River Basin Development Fund .....	0	0	0	0
Other transfer .....	+7,584	+7,679	+112,611	+104,932
Account Total .....	7,584	7,679	112,611	+104,932
Upper Colorado River Basin Fund .....	0	0	0	0
Other transfer .....	+51,120	+23,899	+23,335	-564
Account Total .....	51,120	23,899	23,335	-564
Subtotal, Current Appropriations .....	3,609,084	3,287,000	1,274,951	-2,012,049
Budget Authority .....	[1,874,620]	[1,627,000]	[1,274,951]	[-352,049]
American Relief Act (P.L. 118-158) .....	[+74,464]	[0]	[0]	[0]
Infrastructure Investment and Jobs Act (P.L. 117-58) .....	[+1,660,000]	[+1,660,000]	[0]	[-1,660,000]
Discretionary Offsets .....	[-64,020]	[-65,370]	[-66,951]	[-1,581]
<b>Permanent Appropriations</b>				
Water and Related Resources .....	1,390	2,367	2,367	0
Working Families Tax Cut Act (P.L. 119-21) .....	+1,000,000	0	0	0
Sequestration Reduction .....	-79	-135	-135	0
Previously Unavailable BA .....	+91	+79	+100	+21
Account Total .....	1,001,402	2,311	2,332	+21

## Appendix A

### Comparison of 2025, 2026, and 2027 Budget Authority

(dollar amounts in thousands)

Appropriation Bureau/Account	2025 Actual	2026 Enacted	2027 Request	Change
<b>USBR (continued)</b>				
Reclamation Water Settlements Fund .....	146,407	148,000	148,000	0
Aging Infrastructure Account .....	332	0	4,121	+4,121
Sequestration Reduction .....	-19	0	-235	-235
Previously Unavailable BA .....	0	+19	0	-19
Account Total .....	313	19	3,886	+3,867
San Joaquin Restoration Fund .....	10,960	13,600	13,600	0
Sequestration Reduction .....	-228	-228	-228	0
Previously Unavailable BA .....	+228	+228	+228	0
Account Total .....	10,960	13,600	13,600	0
Colorado River Dam Fund, Boulder Canyon Project .....	98,520	107,130	110,871	+3,741
Sequestration Reduction .....	-456	-456	-456	0
Previously Unavailable BA .....	+456	+456	+456	0
Account Total .....	98,520	107,130	110,871	+3,741
Reclamation Trust Funds .....	347	1,000	1,000	0
Bureau of Reclamation Loan Liquidating Account .....	-513	-500	-505	-5
Bureau of Reclamation Loan Program Account .....	0	0	0	0
Other transfer .....	+182	+147	0	-147
Account Total .....	182	147	0	-147
Subtotal, Permanent Appropriations .....	1,257,618	271,707	279,184	7,477
<b>Total, Bureau of Reclamation .....</b>	<b>2,132,063</b>	<b>1,898,597</b>	<b>1,554,405</b>	<b>-344,192</b>
American Relief Act (P.L. 118-158) .....	+74,464	0	0	0
Infrastructure Investment and Jobs Act (P.L. 117-58) .....	+1,660,000	+1,660,000	0	-1,660,000
Working Families Tax Cut Act (P.L. 119-21) .....	+1,000,000	0	0	0
Sequestration Reduction .....	-782	-819	-1,054	-235
Other Transfers .....	+182	+147	0	-147
Previously Unavailable BA .....	+775	+782	+784	+2
<b>Total, Bureau of Reclamation .....</b>	<b>4,866,702</b>	<b>3,558,707</b>	<b>1,554,135</b>	<b>-2,004,572</b>
<b>CENTRAL UTAH PROJECT COMPLETION ACT</b>				
<b>Current Appropriations</b>				
Central Utah Project Completion Account .....	23,000	23,000	17,000	-6,000
Internal Mandated Transfer .....	-4,650	-4,000	-3,800	+200
Account Total .....	18,350	19,000	13,200	-5,800
Utah Reclamation Mitigation and Conservation Account .....	0	0	0	0
Internal Mandated Transfer .....	+4,650	+4,000	+3,800	-200
Account Total .....	4,650	4,000	3,800	-200
Subtotal, Current Appropriations .....	23,000	23,000	17,000	-6,000

## Comparison of 2025, 2026, and 2027 Budget Authority

(dollar amounts in thousands)

Appropriation Bureau/Account	2025 Actual	2026 Enacted	2027 Request	Change
<b>CUPCA (continued)</b>				
<b>Permanent Appropriations</b>				
Utah Reclamation Mitigation and Conservation Account.....	2,828	5,249	2,679	-2,570
Sequestration Reduction.....	-161	-299	-153	+146
Previously Unavailable BA.....	+183	+161	+299	+138
Account Total.....	2,850	5,111	2,825	-2,286
Subtotal, Permanent Appropriations.....	2,850	5,111	2,825	-2,286
<b>Total, Central Utah Project Completion Act.....</b>	<b>25,828</b>	<b>28,249</b>	<b>19,679</b>	<b>-8,570</b>
Sequestration Reduction.....	-161	-299	-153	+146
Previously Unavailable BA.....	+183	+161	+299	+138
<b>Total, Central Utah Project Completion Act.....</b>	<b>25,850</b>	<b>28,111</b>	<b>19,825</b>	<b>-8,286</b>
<b>ENERGY AND WATER DEVELOPMENT SUMMARY</b>				
<b>Total, Energy and Water Development.....</b>	<b>4,892,552</b>	<b>3,586,818</b>	<b>1,573,960</b>	<b>-2,012,858</b>
<b>Grand Total, Current Authority, Regular Appropriations.....</b>	<b>[1,897,620]</b>	<b>[1,650,000]</b>	<b>[1,291,951]</b>	<b>[-358,049]</b>
American Relief Act (P.L. 118-158).....	[+74,464]	[0]	[0]	[0]
Infrastructure Investment and Jobs Act (P.L. 117-58).....	[+1,660,000]	[+1,660,000]	[0]	[-1,660,000]
<b>Net, Current Authority.....</b>	<b>[3,632,084]</b>	<b>[3,310,000]</b>	<b>[1,291,951]</b>	<b>[-2,018,049]</b>
<b>Grand Total, Permanent Authority.....</b>	<b>[260,271]</b>	<b>[276,846]</b>	<b>[282,133]</b>	<b>[+5,287]</b>
Working Families Tax Cut Act (P.L. 119-21).....	[+1,000,000]	[0]	[0]	[0]
Sequestration Reduction.....	[-943]	[-1,118]	[-1,207]	[-89]
Other Transfers.....	[+182]	[+147]	[0]	[-147]
Previously Unavailable BA.....	[+958]	[+943]	[+1,083]	[+140]
<b>Net, Permanent Authority.....</b>	<b>[1,260,468]</b>	<b>[276,818]</b>	<b>[282,009]</b>	<b>[+5,191]</b>
<b>DEPARTMENT OF THE INTERIOR SUMMARY</b>				
<b>Total, Department of the Interior.....</b>	<b>36,937,166</b>	<b>31,199,584</b>	<b>42,834,632</b>	<b>+11,635,048</b>
Transfers.....	-514,100	-254,219	-545,742	-291,523
<b>Total, Department of the Interior.....</b>	<b>36,423,066</b>	<b>30,945,365</b>	<b>42,288,890</b>	<b>+11,343,525</b>
<b>Grand Total, Current Authority, Regular Appropriations.....</b>	<b>[17,258,310]</b>	<b>[16,662,991]</b>	<b>[19,012,821]</b>	<b>[+2,349,830]</b>
American Relief Act (P.L. 118-158).....	[+3,126,958]	[0]	[0]	[0]
Infrastructure Investment and Jobs Act (P.L. 117-58).....	[+2,317,800]	[+2,312,800]	[0]	[-2,312,800]
Sequestration Reduction.....	[-570]	[-570]	[-570]	[0]
Transfer to OIG (P.L. 117-58).....	[-3,289]	[-3,264]	[0]	[+3,264]
FWS Transfer from USFS (P.L. 117-58).....	[+7,000]	[+7,000]	[0]	[-7,000]
External Mandated Transfer.....	[-3,300]	[-3,300]	[0]	[+3,300]
OIG Transfers from Bureaus and Offices (P.L. 117-58).....	[+3,289]	[+3,264]	[0]	[-3,264]
Other Transfers.....	[+7,094]	[0]	[0]	[0]
<b>Net, Current Authority (w/ transfers, supplementals, and cap adjustment).....</b>	<b>[22,713,292]</b>	<b>[18,978,921]</b>	<b>[19,012,251]</b>	<b>[+33,330]</b>
<b>Net, Current Authority (w/ transfers, w/o supplementals, and w/o cap adjustment).....</b>	<b>[16,901,534]</b>	<b>[16,289,121]</b>	<b>[16,062,251]</b>	<b>[-226,870]</b>
<b>Net, Current Authority (w/o transfers, supplementals, and cap adjustment).....</b>	<b>[16,897,740]</b>	<b>[16,292,421]</b>	<b>[16,062,251]</b>	<b>[-230,170]</b>

## Appendix A

### Comparison of 2025, 2026, and 2027 Budget Authority

(dollar amounts in thousands)

Appropriation Bureau/Account	2025 Actual	2026 Enacted	2027 Request	Change
<b>DOI (continued)</b>				
<b>Grand Total, Permanent Authority</b> .....	<b>[14,083,739]</b>	<b>[12,437,065]</b>	<b>[12,620,130]</b>	<b>[+183,065]</b>
Working Families Tax Cut Act (P.L. 119-21) .....	[+1,150,000]	0	0	[0]
Sequestration .....	[-518,427]	[-435,165]	[-536,078]	[-100,913]
Rescission of Prior Year BA .....	[-436,872]	0	0	[0]
Other Transfers .....	[-524,894]	[-257,919]	[-260,742]	[-2,823]
Previously Unavailable BA .....	[+470,328]	[+476,682]	[+384,071]	[-92,611]
Legislative Proposal .....	[0]	[0]	[+11,900,000]	[+11,900,000]
Legislative Proposal Transfer .....	[0]	[0]	[-285,000]	[-285,000]
<b>Net, Permanent Authority</b> .....	<b>[14,223,874]</b>	<b>[12,220,663]</b>	<b>[23,822,381]</b>	<b>[+11,601,718]</b>
<b>Net, Permanent Authority (w/o legislative proposals)</b> .....	<b>[14,223,874]</b>	<b>[12,220,663]</b>	<b>[12,207,381]</b>	<b>[-13,282]</b>

**COMPARISON OF 2023, 2024, AND 2025 BUDGET AUTHORITY****EXPLANATORY NOTES****Terminology**

Appendix A is presented to bridge the different scoring approaches used by the Congressional Appropriations Committees and the Executive Branch. As a result of those differences, the budget totals in the 2027 Interior Budget in Brief differ slightly from the presentation in the 2027 President's Budget. The President's Budget uses a system of budget scoring required by the Budget Enforcement Act based on "net discretionary budget authority." The Interior Budget in Brief document almost exclusively uses a system of scoring based on "current authority" consistent with the presentation used by the Congressional Appropriations Committees.

Current authority presents the amounts Congress appropriates each year for the Department's programs, which includes funds classified as mandatory under the Budget Enforcement Act, but are subject to annual appropriations. Most mandatory funding is not subject to annual appropriations and is excluded from current authority.

Unlike current authority, net discretionary amounts do not include current mandatory funding and are reduced by certain offsetting receipts. In addition, statutory provisions included in the Appropriations Acts may be displayed or scored differently by the Appropriations Committee as compared with the President's Budget.

The difference in scoring affects the budgets of the Bureau of Land Management (BLM), Bureau of Reclamation (USBR), and Office of Insular Affairs (OIA). Both BLM and OIA have current authority and portions of appropriated funding classified as mandatory that are included in the Appropriations Committee scoring tables. That funding is excluded from the net discretionary totals for these bureaus in the President's Budget Appendix. In addition, BLM and USBR have receipts that offset appropriated account totals. BLM's Service Charges, Deposits, and Forfeitures; BLM's Mining Law Administration in Management of Lands and Resources; and USBR's Central Valley Project Restoration Fund accounts all include offsets (receipts) that reduce discretionary totals in the President's Budget Appendix.

Scoring differences may also occur when estimated amounts become actual or are updated in the President's Budget, such as with offsetting collections or estimated requirements for Payments in Lieu of Taxes. As depicted in the table that follows, the difference in scoring approaches in the 2027 budget is \$188.8 million. The Department's 2027 total budget in current authority is \$16.1 billion and \$15.9 billion in net discretionary authority.

Explanatory Notes (continued)

**BUDGET FROM CURRENT AUTHORITY TO NET DISCRETIONARY AUTHORITY**

(dollar amounts in thousands)

	<u>2027 Request</u>
Total, Current Authority ( <i>w/ transfers, w/o supplementals, w/o cap adjustment</i> )	16,062,251
Adjustment for Current Mandatory Accounts	
Bureau of Land Management	
Range Improvements	-9,430
Miscellaneous Trust Funds	-30,000
Insular Affairs	
Assistance to Territories	-27,720
Adjustment for Offsetting Receipts	
Bureau of Land Management	
Mining Law Administration	-54,674
Bureau of Reclamation	
Central Valley Project Restoration Receipts	-66,951
<b>Total, Net Discretionary</b>	<b><u>15,873,476</u></b>

Another difference in the presentation of budget materials is the Office of Management and Budget (OMB) presents the President’s Budget to Congress in “millions of dollars” and the Interior Budget in Brief presents funding in “thousands of dollars,” the level at which Congress appropriates. For this reason, there may be small differences between the two due to rounding.

**Sequestration**

Amounts displayed for 2025, 2026, and 2027 in this document reflect reductions to permanent and mandatory accounts required by the *Balanced Budget and Emergency Deficit Control Act (BBEDCA)* as presented in the *OMB Report to the Congress on the BBEDCA 251A Sequestration for Fiscal Year 2025*, issued on March 11, 2024, and the *OMB Report to the Congress on the BBEDCA 251A Sequestration for Fiscal Year 2026*, issued on May 30, 2025. Amounts displayed for 2025, 2026, 2027 reflect final and estimated sequestration reductions of 5.7 percent, as required by the BBEDCA.

Consistent with the BBEDCA, as amended, funds sequestered from certain types of accounts—for example, Trust and Special Funds—may be determined as available for reallocation in the subsequent year. Permanent and mandatory accounts for which legal determinations conclude previously sequestered funds become available in the subsequent year are included in the estimate of available authority for 2025, 2026, and 2027.

## Explanatory Notes (continued)

## 2025 ACTUAL

The Actual column in Appendix A provides a full picture of events affecting budget authority in the year of funds execution. The Appendix is structured to provide two account totals, where applicable, to show the appropriated total and the total after subsequent actions, such as transfers and supplemental appropriations. Most accounts have only one total reflecting annual congressional action. That total includes transfers authorized by Appropriations bills. When applicable, accounts include an additional total line, which includes one-time rescissions of prior-year balances, supplemental appropriations, transfers authorized by other Committees, and non-directed transfers. This convention provides an agency total for actual activities comparable to the initial enacted appropriation actions and a separate total that reflects total actions during the fiscal year (FY).

**Continuing Resolution**—Before the passage of the full-year Continuing Resolution (CR) for the Interior and Environment appropriation and the Energy and Water appropriation, the Department operated under two CRs:

On September 26, 2024, President Biden signed into law the *Continuing Appropriations and Extensions Act, 2025* (Public Law 118–83), providing continuing appropriations through December 20, 2024. Division A, *Continuing Appropriations Act, 2025*, includes the following provisions for the Department:

- **Reclamation Upper Colorado/San Juan River Basins Recovery Act**—The Act extends authorities for USBR to fund recovery programs for the period of the CR.
- **Inauguration Funding**—The Act provides \$5 million as an additional amount to National Park Service (NPS) for inauguration activities.
- **Historic Preservation Fund**—The Act extends the period of availability through FY 2026 of supplemental Historic Preservation Fund appropriations for grant recipients to liquidate valid obligations.
- **Contribution Authority**—The Act extends the Bureau of Ocean Energy Management’s (BOEM) contribution authority for the period of the CR.

Division B, *Extensions*, includes the following provisions for the Department:

- **Chesapeake and Ohio Canal National Historical Commission**—The Act extends authority of the Chesapeake and Ohio Canal National Historical Commission through the period of the CR.
- **Good Neighbor Authority**—The Act extends the authority for States to retain timber receipts pursuant to Good Neighbor agreements through the period of the CR.
- **Overseas Pay Comparability and Limitation**—The Act extends Overseas Pay Comparability authority through the period of the CR.
- **Compact of Free Association with the Republic of Palau**—The Act continues Federal programs with the Republic of Palau through the period of the CR.

## Appendix A

### Explanatory Notes (continued)

On December 21, 2024, President Biden signed the *American Relief Act, 2025* (Public Law 118–158). Division A, *Further Continuing Appropriations Act, 2025*, provided continuing appropriations for the Department through March 14, 2025, and included the following provision for the Department:

- **Northwestern New Mexico Rural Water Projects**—The Act extends the Northwestern New Mexico Rural Water Projects authorization through FY 2025 and increases the authorization of appropriations from \$870 million to \$1.64 billion.

Division B, *Disaster Relief Supplemental Appropriations Act, 2025*, includes the following supplemental appropriations to Interior bureaus for disaster remediation:

- **USBR Water and Related Resources**—\$74.5 million
- **BLM Management of Lands and Resources**—\$58.1 million
- **Fish and Wildlife Service (FWS) Construction**—\$500 million
- **NPS Historic Preservation Fund**—\$50 million
- **NPS Construction**—\$2.3 billion
- **U.S. Geological Survey (USGS) Surveys and Investigations**—\$2.7 million
- **Bureau of Indian Affairs (BIA) Operation of Indian Programs**—\$17.8 million
- **Bureau of Indian Education (BIE) Construction**—\$153 million
- **Office of Inspector General (OIG) Salaries and Expenses**—\$8 million

On March 15, 2025, President Trump signed the *Full-Year Continuing Appropriations and Extensions Act, 2025* (Public Law 119–4), providing FY 2025 appropriations to Interior agencies. Division A, Title V, Energy and Water Development and Related Agencies, includes the following specific provisions and allowances:

- **Navajo-Gallup Water Supply project**—The Act maintains the increased ceiling for the Navajo-Gallup Water Supply project for FY 2025.
- **Water Infrastructure Improvements for the Nation (WIIN) Act**—The Act provides that funding shall be made available for specific WIIN Act water storage and supply projects.

Division A, Title VIII, Department of the Interior, Environment, and Related Agencies, includes the following specific provisions and allowances:

- **Congressionally Directed Spending**—The Act nullifies the Congressionally Directed Spending language and decreases the FY 2025 funding levels for the following accounts to remove the corresponding FY 2024 Congressionally Directed Spending:
  - BLM, Management of Land and Resources appropriation by \$150,000.
  - FWS, Resource Management appropriation by \$44.9 million.
  - NPS, National Recreation and Preservation appropriation by \$1.6 million.

### Explanatory Notes (continued)

- NPS, Historic Preservation Fund appropriation by \$19.8 million.
- USGS, Surveys, Investigations, and Research appropriation by \$5.2 million.
- BIA, Operation of Indian Programs appropriation by \$841,000.
- **Inauguration Funding**—The Act increases NPS’s Operation of the National Park System appropriation by \$6 million for inauguration activities.
- **Wildland Fire Pay Reform**—The Act incorporates by reference wildland firefighter permanent pay reform and incident response premium pay and increases the Wildland Fire Management appropriation by \$33.7 million to fully fund permanent pay reform for wildland firefighters.
- **Wildfire Suppression Operations Reserve Fund**—The Act increases the Wildland Fire Management, Wildfire Suppression Operations Reserve Fund appropriation by \$10 million to fully realize the discretionary “cap adjustment” authority.
- **Historic Preservation Fund**—The Act extends 2018 appropriations provided to the NPS’s Historic Preservation Fund through FY 2026.
- **Contribution Authority**—The Act extends BOEM’s contribution authority for FY 2025.

### 2026 ENACTED

**Continuing Resolution**—Before the passage of the full-year 2026 Interior and Environment appropriation and Energy and Water appropriation, the Department operated under a lapse in appropriations and subsequent CR. On November 12, 2025, President Trump signed into law the *Continuing Appropriations, Agriculture, Legislative Branch, Military Construction and Veterans Affairs, and Extensions Act, 2026* (Public Law 119–37), providing continuing appropriations through January 30, 2026. Division A, *Continuing Appropriations Act, 2026*, included the following provisions for the Department:

- **Employee Compensation**—The Act allows funding for personnel pay, allowances, and benefits to be available for payments pursuant to subsection (c) of section 1341 of title 31, United States Code regarding employee compensation during lapses in appropriations.
- **State or other Federal grantees**—The Act provides reimbursement or payment to State or other Federal grantees in certain circumstances.
- **Calfed Bay-Delta**—The Act increases the Calfed Bay-Delta Authorization Act, Section 103(f)(4) (A) ceiling.
- **Wildland Fire Premium Pay Cap**—The Act extends the waiver of the premium pay cap for wildland firefighters through the period of the CR.
- **Wildland Fire Suppression Funding**—The Act provides a “spend-faster” anomaly for suppression activities in the Wildland Fire Management account.

**Enacted**—On January 23, 2026, President Trump signed the *Commerce, Justice, Science; Energy and Water Development; and Interior and Environment Appropriations Act, 2026* (Public Law 119–74), providing

### Explanatory Notes (continued)

FY 2026 appropriations to Interior agencies. The Enacted column in Appendix A includes appropriations provided to the OIG and the Wildland Fire Management account through a repurposing provision contained in this bill. Division B, the *Energy and Water Development and Related Agencies Appropriations Act, 2026*, includes the following provisions and allowances:

- **Secure Water Act Ceiling**—The Act increases the Secure Water Act authorization of appropriations from \$920 million to \$1 billion.
- **CALFED Bay-Delta Authorization Extension**—The Act extends the CALFED Bay-Delta authorization through 2026 and increases the authorization of appropriations from \$30 million to \$32.6 million.
- **Rio Grande Pueblos**—The Act extends authorization for the Rio Grande Pueblos project, provided in the Omnibus Public Land Management Act of 2009, through FY 2026.
- **Reclamation States Emergency Drought Relief Act**—The Act increases the authorization of appropriations from \$120 million to \$130 million.
- **Basin Study Program**—The Act extends the authorization for the Basin Study Program, provided in the Omnibus Public Land Management Act of 2009, through FY 2026.
- **Aging Infrastructure Account**—The Act allows for repayment or reimbursement money to be redeposited into the Aging Infrastructure Account.
- **Northwestern New Mexico Rural Water Projects**—The Act extends the Northwestern New Mexico Rural Water Projects authorization through FY 2026 and increases the authorization of appropriations from \$870 million to \$1.815 billion.
- **Garrison Diversion Unit**—The Act increases the authorization of appropriations of the Garrison Diversion Unit by \$50 million.

Division C, the *Department of the Interior, Environment, and Related Agencies Appropriations Act, 2026*, includes the following select provisions and allowances:

- **Outer Continental Shelf (OCS) Inspection Fees**—The Act continues the provision allowing the Secretary to collect an annual inspection fee for OCS oil and gas development activity.
- **OCS Rental Receipts**—The Act continues authority for BOEM and Bureau of Safety and Environmental Enforcement (BSEE) to use certain rental receipts from offshore oil and gas development and cost recovery fees to offset the costs of the bureaus' programs.
- **Payments in Lieu of Taxes**—The Act provides a 1-year extension to the Payments in Lieu of Taxes program.
- **Long Bridge Project**—The Act continues authorization for the Secretary to convey NPS land to the State of Virginia or the District of Columbia for the Long Bridge Project.
- **Interagency Motor Pool**—The Act clarifies that Public Law 100–297—Tribally Controlled Schools (grant schools)—may access General Services Administration motor pool resources, including school buses.
- **Appraiser Pay Authority**—The Act continues authorization for higher minimum rates of basic pay for appraisers in the Appraisal and Valuation Services Office.

## Explanatory Notes (continued)

- **Sage-Grouse**—The Act includes a provision prohibiting the use of funds to write or issue a rule under the Endangered Species Act related to sage-grouse.
- **State Conservation Grants**—The Act allows NPS to retain up to 7 percent of the State Land and Water Conservation Fund grant apportionments to support the State’s grant administrative responsibilities.
- **Historic Preservation Fund Deposits**—The Act extends the authorization of deposits into the Historic Preservation Fund.
- **Emergency Law Enforcement Ceiling**—The Act amends the emergency law enforcement ceiling to increase it from \$250,000 to \$500,000.
- **Contribution Authority**—The Act extends BOEM’s contribution authority for 5 years through FY 2030.
- **Field Unit Local Hiring**—The Act provides the Secretary authority to recruit and directly appoint qualified individuals into the competitive service who are certified as maintaining a permanent and exclusive residence in the vicinity of a field unit.
- **Wild Horse and Burro**—The Act continues the provision prohibiting the use of funds for the destruction of any healthy animal and the sale of any healthy animal resulting in its destruction.
- **Chaco Canyon**—The Act continues the prohibition of the use of funds for oil and gas leasing in an area around the Chaco Culture National Historical Park until the completion of a required cultural resources investigation.
- **105(l) Lease Consultation**—The Act directs the Secretaries of Interior and Health and Human Services to consult with Tribes and Tribal organizations on how to implement a consistent and transparent process for the payment of 105(l) leases.
- **Forest Ecosystem Health and Recovery Fund**—The Act extends authority for the Forest Ecosystem Health and Recovery Fund through FY 2026.
- **Great American Outdoors Act (GAOA)**—The Act includes a provision directing requirements for the allocation of project funding and submission of project lists related to the GAOA.
- **Transfer Authority to Federal Highways Administration (FHWA)**—The Act includes a provision allowing agencies funded by the National Parks and Public Land Legacy Restoration Fund to transfer amounts to FHWA for transportation projects.
- **Firefighter Pay Cap**—The Act provides an extension for wildland firefighter pay cap waivers through FY 2026.
- **Lava Ridge Wind Project**—The Act requires the Secretary of the Interior, acting through BLM, to have analyzed, in consultation with local elected officials and stakeholders, action alternatives designed to reduce impacts prior to expending any funds to grant, issue, or renew a right-of-way for the Lava Ridge Wind Project.
- **Wildfire Suppression Funding and Forest Management Act**—The Act modifies the Wildfire Suppression Funding and Forest Management Act to extend the reporting requirement timeline from 90 to 180 days and requires an accounting of spending in the first 2 quarters of the succeeding fiscal year attributable to suppression operations in the report year.

### Explanatory Notes (continued)

On February 3, 2026, President Trump signed the *Consolidated Appropriations Act, 2026* (Public Law 119–75), providing FY 2026 appropriations for the Department of War, Departments of Labor, Health and Human Services, Education, and Related Agencies; Transportation, Housing and Urban Development, and Related Agencies; and Financial Services and General Government, National Security, Department of State, and Related Programs. In addition, the Act includes the following provision in Division D, *Transportation, Housing Urban Development, and Related Agencies Appropriations Act, 2026* affecting the Department:

- **NPS**—The Act corrects the FY 2026 funding amounts for the Operation of the National Park System and Historic Preservation Fund accounts.

## Land and Water Conservation Fund

Displayed in Net Budget Authority

(dollar amounts in thousands)

Program/Department/Bureau/Activity	2025 Actual <sup>1/</sup>	2026 Enacted <sup>1/</sup>	2027 Request <sup>1/</sup>	Change
<b>FEDERAL LAND ACQUISITION</b>				
Department of the Interior				
Bureau of Land Management (BLM) .....	73,877	66,027	58,877	-7,150
U.S. Fish and Wildlife Service (FWS) .....	108,952	98,912	110,452	+11,540
National Park Service (NPS) .....	104,325	94,700	109,325	+14,625
Appraisal and Valuation Services Office .....	19,000	19,000	19,000	0
Subtotal, Department of the Interior .....	306,154	278,639	297,654	+19,015
Department of Agriculture				
U.S. Forest Service (USFS) .....	123,885	148,229	123,885	-24,344
<b>Total, Federal Land Acquisition .....</b>	<b>430,039</b>	<b>426,868</b>	<b>421,539</b>	<b>-5,329</b>
<b>STATE AND LOCAL GRANTS</b>				
Department of the Interior				
FWS Cooperative Endangered Species Conservation Fund .....	40,162	40,162	40,162	0
FWS Highlands Conservation Grants .....	10,000	10,000	10,000	0
NPS State Assistance Grants <sup>2/</sup> .....	305,544	314,500	314,044	-456
NPS American Battlefield Protection Program .....	20,000	20,000	20,000	0
Subtotal, Department of the Interior .....	375,706	384,662	384,206	-456
Department of Agriculture				
USFS Forest Legacy .....	94,255	88,470	94,255	+5,785
<b>Total, State and Local Grants .....</b>	<b>469,961</b>	<b>473,132</b>	<b>478,461</b>	<b>+5,329</b>
<b>Total, Permanent LWCF, without 43 U.S.C. Section 1331</b>	<b>900,000</b>	<b>900,000</b>	<b>900,000</b>	<b>0</b>
<b>Total, Department of the Interior (Permanent) .....</b>	<b>681,860</b>	<b>663,301</b>	<b>681,860</b>	<b>+18,559</b>
<b>Total, Department of Agriculture (Permanent) .....</b>	<b>218,140</b>	<b>236,699</b>	<b>218,140</b>	<b>-18,559</b>
43 USC Section 1331 (NPS State Assistance Grants) <sup>2/</sup> .....	117,875	153,237	153,237	0
<b>TOTAL, LWCF PERMANENT FUNDING .....</b>	<b>1,017,875</b>	<b>1,053,237</b>	<b>1,053,237</b>	<b>0</b>

<sup>1/</sup> Bureau line-item funding amounts are Net Budget Authority, the amount available to execute after sequester and pop-up adjustments. Beginning in 2022, permanent LWCF funding is subject to a sequestration reduction of 5.7 percent across all programs. Amounts sequestered from LWCF programs become available for obligation ("pop-up") in subsequent years.

<sup>2/</sup> NPS State Assistance Grants include Formula Grants, Competitive Grants, and Program Administration. Additional revenues are authorized by 43 U.S.C. Section 1331 from certain Outer Continental Shelf leasing in the Gulf of America for deposit into the LWCF for State Assistance Grants. In 2027, Interior anticipates 43 U.S.C. Section 1331 receipts of \$162.5 million (before sequestration) will be available for these grants. NPS has the ability to use up to 3 percent of receipts to administer these grants.

## Appendix B

# Land and Water Conservation Fund—Sequestration Display

New Budget Authority (BA), Sequester Adjustments, and Net BA

(amounts in dollars)

Program/Department/Bureau/Activity	2025 Actual <sup>1/</sup>	2026 Enacted <sup>1/</sup>	2027 Request <sup>1/</sup>	Change
<b>Permanent Appropriations</b>				
<b>Office of the Secretary</b>				
Appraisal and Valuation Services—				
Federal Lands (New BA) .....	19,000,000	19,000,000	19,000,000	0
Sequestration reduction .....	-1,083,000	-1,083,000	-1,083,000	0
Previously unavailable BA .....	1,083,000	1,083,000	1,083,000	0
Account total (Net BA) .....	19,000,000	19,000,000	19,000,000	0
<b>Bureau of Land Management</b>				
Land Acquisition (New BA) .....	73,863,117	65,553,343	58,473,445	-7,079,898
Sequestration reduction .....	-4,210,198	-3,736,541	-3,332,986	+403,555
Previously unavailable BA .....	4,224,081	4,210,198	3,736,541	-473,657
Account total (Net BA) .....	73,877,000	66,027,000	58,877,000	-7,150,000
<b>Fish and Wildlife Service</b>				
Land Acquisition (New BA) .....	118,933,691	108,306,235	121,186,151	+12,879,916
Sequestration reduction .....	-6,779,220	-6,173,455	-6,907,611	-734,156
Previously unavailable BA .....	6,797,529	6,779,220	6,173,455	-605,765
Account total (Net BA) .....	118,952,000	108,912,000	120,451,995	11,539,995
LWCF Cooperative Endangered Species Conservation Fund (New BA) .....	40,135,102	40,163,626	40,161,907	-1,719
Sequestration reduction .....	-2,287,701	-2,289,327	-2,289,229	+98
Previously unavailable BA .....	2,314,599	2,287,701	2,289,327	+1,626
Account total (Net BA) .....	40,162,000	40,162,000	40,162,005	+5
<b>National Park Service</b>				
Land Acquisition and State Assistance (New BA) .....	429,985,679	429,152,509	444,228,321	+15,075,812
Sequestration reduction .....	-24,509,184	-24,461,693	-25,321,014	-859,321
Previously unavailable BA .....	24,392,505	24,509,184	24,461,693	-47,491
Account total (Net BA) .....	429,869,000	429,200,000	443,369,000	+14,169,000
<b>U.S. Forest Service</b>				
Land Acquisition (New BA) .....	123,758,828	149,708,586	122,324,084	-27,384,502
Sequestration reduction .....	-7,054,253	-8,533,389	-6,972,473	+1,560,916
Previously unavailable BA .....	7,180,430	7,054,253	8,533,389	+1,479,136
Account total (Net BA) .....	123,885,005	148,229,450	123,885,000	-24,344,450
Forest Legacy (New BA) .....	94,323,583	88,115,701	94,626,092	+6,510,391
Sequestration reduction .....	-5,376,444	-5,022,595	-5,393,687	-371,092
Previously unavailable BA .....	5,307,856	5,376,444	5,022,595	-353,849
Account total (Net BA) .....	94,254,995	88,469,550	94,255,000	+5,785,450
<b>Total LWCF Permanent, without 43 U.S.C. Section 1331 (New BA) .....</b>				
	<b>900,000,000</b>	<b>900,000,000</b>	<b>900,000,000</b>	<b>0</b>
Sequestration reduction .....	-51,300,000	-51,300,000	-51,300,000	0
Previously unavailable BA .....	51,300,000	51,300,000	51,300,000	0
<b>Total, LWCF Permanent Appropriations (Net BA) .....</b>	<b>900,000,000</b>	<b>900,000,000</b>	<b>900,000,000</b>	<b>0</b>

### Land and Water Conservation Fund—Sequestration Display

(amounts in dollars)

Program/Department/Bureau/Activity	2025 Actual <sup>1/</sup>	2026 Enacted <sup>1/</sup>	2027 Request <sup>1/</sup>	Change
<b>43 U.S.C. Section 1331, NPS State Assistance Grants</b>				
<b>(New BA)</b> .....	125,000,000	162,500,000	162,500,000	0
Sequestration reduction.....	-7,125,000	-9,262,500	-9,262,500	0
Previously unavailable BA <sup>1/</sup> .....	0	0	0	0
<b>Total, with 43 U.S.C. Section 1331 (Net BA)</b> .....	<b>117,875,000</b>	<b>153,237,500</b>	<b>153,237,500</b>	<b>0</b>
<b>Subtotal, LWCF Permanent with 43 U.S.C. Section 1331</b>				
<b>(Net BA)</b> .....	<b>1,017,875,000</b>	<b>1,053,237,500</b>	<b>1,053,237,500</b>	<b>0</b>
<b>TOTAL, LWCF (NEW BA)</b> .....	<b>1,025,000,000</b>	<b>1,062,500,000</b>	<b>1,062,500,000</b>	<b>0</b>
Sequestration reduction.....	-58,425,000	-60,562,500	-60,562,500	0
Previously unavailable BA.....	51,300,000	51,300,000	51,300,000	0
<b>TOTAL, LWCF (NET BA)</b> .....	<b>1,017,875,000</b>	<b>1,053,237,500</b>	<b>1,053,237,500</b>	<b>0</b>

<sup>1/</sup> Sequestered 43 U.S.C. Section 1331 funds are not eligible for obligation ("pop-up"). The underlying statute for the 43 U.S.C. Section 1331 account does not provide the necessary affirmative language for sequestered funds to become available in subsequent years.



# Land and Water Conservation Fund—Federal Land Acquisition

Displayed in Net Budget Authority

(amounts in dollars)

State	Project	Acres	2027 Request <sup>1/</sup>
<b>BUREAU OF LAND MANAGEMENT</b>			
<b>ID</b>	Pioneer to Soldier Mountains Recreation Area .....	61	2,000,000
<b>MT</b>	Blackfoot River Watershed .....	3,550	13,950,000
	<b>Subtotal, Line-item Projects</b> .....		<b>15,950,000</b>
	<b>Acquisition Management</b> .....		<b>8,527,000</b>
	<b>Recreational Access</b> .....		<b>20,500,000</b>
	<b>Inholdings, Emergencies, and Hardships</b> .....		<b>13,900,000</b>
	<b>TOTAL, BUREAU OF LAND MANAGEMENT</b> .....		<b>58,877,000</b>
.....			
<b>U.S. FISH AND WILDLIFE SERVICE</b>			
<b>FL</b>	Everglades Headwaters National Wildlife Refuge and Conservation Area .....	714	5,000,000
	Everglades to Gulf Conservation Area .....	833	5,000,000
<b>GA</b>	Okefenokee National Wildlife Refuge .....	2,000	6,000,000
<b>IN</b>	Patoka River National Wildlife Refuge .....	150	500,000
<b>KS</b>	Flint Hills Legacy Conservation Area .....	333	1,000,000
<b>LA</b>	Upper Ouachita National Wildlife Refuge .....	2,899	6,000,000
<b>MT</b>	Blackfoot Valley Conservation Area .....	1,763	1,500,000
<b>NJ</b>	Edwin B. Forsythe National Wildlife Refuge .....	332	500,000
<b>TX</b>	Aransas National Wildlife Refuge .....	1,687	5,000,000
	Attwater Prairie Chicken National Wildlife Refuge .....	80	1,600,000
	Big Boggy National Wildlife Refuge .....	2,042	10,700,000
<b>Multiple</b>	Bear River Watershed Conservation Area (ID, UT, WY) .....	840	1,200,000
	Dakota Grassland Conservation Area (ND, SD) .....	1,647	2,800,000
	Dakota Tallgrass Prairie Wildlife Management Area (ND, SD) .....	952	2,000,000
	Middle Mississippi River National Wildlife Refuge (IL, MO) .....	500	500,000
	<b>Subtotal, Line-item Projects</b> .....		<b>49,300,000</b>
	<b>Land Acquisition Management</b> .....		<b>18,028,000</b>
	<b>Sportsmen and Recreational Access</b> .....		<b>15,500,000</b>
	<b>Inholdings/Emergencies and Hardships</b> .....		<b>24,040,000</b>

## Appendix C

### Land and Water Conservation Fund—Federal Land Acquisition

(amounts in dollars)

State	Project	Acres	2027 Request <sup>1/</sup>
	<b>Exchanges</b> .....		<b>3,091,000</b>
	<b>Land Protection Planning</b> .....		<b>493,000</b>
	<b>TOTAL, U.S. FISH AND WILDLIFE SERVICE</b> .....		<b>110,452,000</b>
.....			
<b>NATIONAL PARK SERVICE</b>			
<b>AZ</b>	Saguaro National Park .....	319	5,000,000
<b>CA</b>	Yosemite National Park .....	0	440,000
<b>KY</b>	Mill Springs National Battlefield .....	177	827,000
<b>MN</b>	Pipestone National Monument .....	10	378,000
<b>NC</b>	Blue Ridge Parkway .....	39	550,000
<b>WV</b>	Gauley River National Recreation Area .....	33	825,000
<b>Multiple</b>	Battlefield Protection (TBD) .....	TBD	20,000,000
	Bighorn Canyon National Recreation Area (MT, WY) .....	40	2,860,000
	Long Distance Trails (TBD) .....	TBD	10,000,000
	Shiloh National Military Park (TN, MS) .....	56	1,320,000
	<b>Subtotal, Line-item Projects</b> .....		<b>42,200,000</b>
	<b>Acquisition Management</b> .....		<b>16,500,000</b>
	<b>Recreational Access</b> .....		<b>14,500,000</b>
	<b>Emergencies, Hardships, Relocations, and Deficiencies</b> .....		<b>5,000,000</b>
	<b>Inholdings, Donations, and Exchanges</b> .....		<b>31,125,000</b>
	<b>TOTAL, NATIONAL PARK SERVICE</b> .....		<b>109,325,000</b>

<sup>1/</sup> Activity totals shown are subject to a 5.7 percent mandatory sequestration reduction. The projects total to the proposed budget authority after sequester adjustments and reflect the actual funding need to complete all projects.

## Receipts by Source Category

(dollar amounts in thousands)

Source Category	2025 Actual	2026 Estimate	2027 Estimate	Change
<b>OFFSETTING RECEIPTS</b>				
Onshore Energy Leasing				
Rents and Bonuses				
Oil and Gas .....	158,285	150,969	101,263	-49,706
Renewable Energy .....	22,621	21,220	43,670	+22,450
Coal .....	1,126	29,272	29,330	+58
Geothermal .....	15,880	13,735	4,670	-9,065
Oil Shale .....	2	0	0	0
All Other .....	7,349	1,102	1,101	-1
Adjustments <sup>1/</sup> .....	-3,224	0	0	0
Royalties				
Oil and Gas .....	6,761,208	7,346,430	7,609,770	+263,340
Coal .....	415,278	412,125	387,044	-25,081
Geothermal .....	16,776	14,357	15,731	+1,374
All Other .....	31,817	52,938	52,938	0
Adjustments <sup>1/</sup> .....	35,807	0	0	0
Subtotal, Onshore Energy Leasing .....	7,462,925	8,042,148	8,245,517	+203,369
Fees, Land Sale/Rental, Other Offsetting Receipts				
Grazing Fees .....	30,505	19,083	19,258	+175
Timber Fees .....	63,892	67,254	71,754	+4,500
Recreation Entrance/Use Fees .....	426,779	637,857	708,857	+71,000
Park Concession Special Accounts and Other Fees .....	342,115	301,187	316,320	+15,133
Rent of Land and Structures .....	139,944	127,027	128,776	+1,749
Sale of Land, Water, Power, Helium, Buildings, etc. ....	392,567	261,910	263,189	+1,279
Offsetting Earnings on Investments .....	1,224,248	914,506	802,830	-111,676
All Other Offsetting Receipts and Fees <sup>2/</sup> .....	971,051	1,143,967	1,057,150	-86,817
Subtotal, Fees, Land Sale/Rental, Other Offsetting Receipts ..	3,591,101	3,472,791	3,368,134	-104,657
Subtotal, Offsetting Receipts .....	11,054,026	11,514,939	11,613,651	+98,712
<b>UNDISTRIBUTED PROPRIETARY RECEIPTS</b>				
OCS Energy Leasing				
Rents and Bonuses				
Oil and Gas .....	248,537	561,225	300,108	-261,117
Renewable Energy .....	97,164	9,552	9,290	-262
Royalties				
Oil and Gas Royalties .....	5,430,166	5,752,844	6,017,068	+264,224
Renewable Operations .....	357	7,726	15,563	+7,837
Subtotal, OCS Energy Leasing Receipts .....	5,776,224	6,331,347	6,342,029	+10,682
Escrow Payout Interest .....	48,000	56,615	52,621	-3,994
Subtotal, Undistributed Proprietary Receipts .....	5,824,224	6,387,962	6,394,650	+6,688

## Appendix D

### Receipts by Source Category

(dollar amounts in thousands)

Source Category	2025 Actual	2026 Estimate	2027 Estimate	Change
<b>NON-OFFSETTING GOVERNMENTAL RECEIPTS</b>				
Mined Land Reclamation Fee .....	82,043	70,337	60,908	-9,429
All Other Non-Offsetting Receipts .....	1,551,899	1,587,650	1,597,650	+10,000
Subtotal, Non-Offsetting Governmental Receipts .....	1,633,942	1,657,987	1,658,558	+571
<b>UNDISTRIBUTED INTERFUND RECEIPTS</b>				
Non-Offsetting Interest .....	166,595	86,000	86,000	0
<b>TOTAL, DEPARTMENT OF THE INTERIOR .....</b>	<b>18,678,787</b>	<b>19,646,888</b>	<b>19,752,859</b>	<b>+105,971</b>

<sup>1/</sup> Adjustments consist of lease-level transactions, ongoing adjustments, and settlements relating to oil and gas, coal, and geothermal activities that occur throughout the year. The 2026 and 2027 estimates do not include projected adjustments and settlements.

<sup>2/</sup> Includes Applications for Permits to Drill Fees fully credited back to the Management of Lands and Resources (MLR) account for the Bureau of Land Management (BLM) expenditure.

## Energy Revenue Payments to States <sup>1/</sup>

(dollar amounts in thousands)

State	2025 Actual	2026 Estimate	2027 Estimate
Alabama.....	283	300	307
Alaska.....	26,318	27,906	28,593
Arkansas.....	679	720	738
California.....	35,526	37,669	38,597
Colorado.....	90,774	96,249	98,620
Florida.....	1	1	1
Idaho.....	6,356	6,739	6,905
Illinois.....	69	74	76
Kansas.....	518	550	563
Kentucky.....	73	78	80
Louisiana.....	4,810	5,100	5,226
Michigan.....	55	58	59
Minnesota.....	4	4	4
Mississippi.....	382	406	416
Missouri.....	1,589	1,685	1,726
Montana.....	27,021	28,651	29,357
Nebraska.....	16	17	18
Nevada.....	8,245	8,743	8,958
New Mexico.....	2,755,131	2,921,322	2,993,279
North Dakota.....	114,953	121,888	124,890
Ohio.....	255	270	277
Oklahoma.....	4,776	5,065	5,189
Oregon.....	230	243	249
Pennsylvania.....	3	3	3
South Carolina.....	1	1	1
South Dakota.....	310	329	337
Texas.....	3,614	3,832	3,927
Utah.....	80,124	84,957	87,050
Virginia.....	41	43	44
West Virginia.....	190	201	206
Wyoming.....	544,867	577,734	591,965
<b>TOTAL</b> .....	<b>3,707,214</b>	<b>3,930,838</b>	<b>4,027,661</b>

<sup>1/</sup> Payments include Mineral Leasing Associated Payments; National Petroleum Reserve—Alaska; National Forest Fund Payments to States; Payments to States from Lands Acquired for Flood Control, Navigation and Allied Purposes; estimated receipts from lease sales in Area 1002 split 50/50 with Alaska; royalty payments to Oklahoma; and late interest payments. Payments in all years above are reduced by the Net Receipts Sharing provision made permanent in the Bipartisan Budget Act of 2013 (P.L. 113–67) except for receipts from leasing activity in Area 1002 set out in the Tax Cuts and Jobs Act of 2017 (P.L. 115–97, section 20001) and activity in the National Petroleum Reserve—Alaska set out in 42 U.S.C. section 6508. Amounts in all years reflect payments after sequestration adjustments required by the Budget Control Act of 2011 (P.L. 112–25). All years exclude payments made to Coastal States and counties under 43 U.S.C. section 1331 (P.L. 109–432); BLM Rights of Way Payments; and Geothermal Revenue Sharing Payments to Counties under the Energy Policy Act of 2005 (P.L. 109–58).



Staffing<sup>1/</sup>

(Full-Time Equivalent Staff, 2025–2027)

Bureau/Office	2025 Actual Use	2026 Enacted Estimated Use	2027 Request	Change
Bureau of Indian Affairs .....	3,820	3,577	2,817	-760
Bureau of Indian Education .....	2,676	2,676	2,586	-90
Bureau of Trust Funds Administration .....	403	403	335	-68
Bureau of Land Management .....	9,745	7,984	5,836	-2,148
Bureau of Ocean Energy Management .....	610	542	0	-542
Bureau of Safety and Environmental Enforcement .....	786	559	0	-559
Bureau of Reclamation .....	5,312	3,702	3,752	+50
U.S. Fish and Wildlife Service .....	8,364	6,779	6,295	-484
Marine Minerals Administration .....	0	0	874	+874
National Park Service .....	18,541	16,039	13,119	-2,920
Office of Surface Mining Reclamation and Enforcement .....	363	324	324	0
U.S. Geological Survey .....	7,718	6,696	4,736	-1,960
U.S. Wildland Fire Service <sup>2/</sup> .....	38	2,638	15,827	+13,189
Office of Insular Affairs .....	27	36	32	-4
Departmental Offices				
Departmental Operations .....	649	497	530	+33
Office of the Solicitor .....	536	443	343	-100
Office of Inspector General .....	285	235	227	-8
Departmentwide Programs				
Central Hazardous Materials Fund .....	4	4	4	0
Energy Community Revitalization Program .....	28	24	22	-2
Natural Resource Damage Assessment and Restoration Program .....	20	20	18	-2
Working Capital Fund .....	3,419	6,926	6,926	0
Payments in Lieu of Taxes .....	2	2	2	0
Great Salt Lake Watershed Recovery Program .....	0	0	8	+8
Office of Natural Resources Revenue .....	515	441	434	-7
Interior Franchise Fund .....	183	243	243	0
National Indian Gaming Commission .....	125	131	138	+7
<b>TOTAL, DEPARTMENT OF THE INTERIOR .....</b>	<b>64,169</b>	<b>60,921</b>	<b>65,428</b>	<b>+4,507</b>
Utah Reclamation Mitigation and Conservation Account .....	8	12	12	0
<b>COMBINED TOTAL .....</b>	<b>64,177</b>	<b>60,933</b>	<b>65,440</b>	<b>+4,507</b>

<sup>1/</sup> All FTE numbers include allocated, permanent, and reimbursable FTEs.<sup>2/</sup> Includes 2025 and 2026 FTE from the Office of Wildland Fire.



Back Cover photos:

Top Left: A BLM law enforcement ranger stands with his truck at Tangle Lakes Campground, AK.

*BLM Photo.*

Middle Left: Mountains in Grand Teton National Park, WY.

*NPS Photo.*

Top Center: A firefighter monitors a controlled burn in Gila National Forest, NM.

*DOI Photo.*

Top Right: A boy displays his catch during a Gavins Point Dam kids fishing event in South Dakota.

*USFWS Photo.*

Bottom Left: A fancy dancer at the Meskwaki Annual Powwow in Iowa.

*AdobeStock Photo.*

Middle Right: A deepwater offshore production platform in the Gulf of America.

*BSEE Photo.*

Bottom Right: Keswick Dam on the Sacramento River in California.

*USBR Photo.*



# U.S. Department of the Interior

1849 C Street, NW  
Washington, DC  
20240

[www.doi.gov](http://www.doi.gov)

