

FY 2016 Report on Federal Financial Assistance to the U.S. Pacific and Caribbean Islands

5/1/2017

Table of Contents

| | |
|--|----|
| Agency for International Development (USAID) | 3 |
| Disaster Preparedness and Assistance | 3 |
| Disaster Risk Reduction (DRR) Programs | 4 |
| Climate Change and Environment | 7 |
| Department of Agriculture (USDA) | 9 |
| Food and Nutrition Service (FNS) | 9 |
| Farm Services Agency (FSA) | 12 |
| U.S. Forest Service (FS) | 15 |
| Rural Development | 19 |
| Department of Education (ED) | 27 |
| Office of Elementary and Secondary Education | 28 |
| Office of State Support | 28 |
| Office of School Support and Rural Program | 31 |
| Office of Academic Improvement | 32 |
| Office of Innovation and Improvement | 33 |
| Office of Career, Technical, and Adult Education | 33 |
| Office of Post-Secondary Education | 35 |
| Office of Special Education and Rehabilitative Services | 36 |
| Environmental Protection Agency (EPA) | 37 |
| Pacific Islands Program | 38 |
| Department of Health and Human Services (HHS) | 40 |
| Assistant Secretary for Health (ASH) | 40 |
| Office of Population Affairs | 40 |
| Office on Women's Health | 41 |
| Office of Pacific Health | 41 |
| Office of Adolescent Health | 43 |
| Assistant Secretary for Preparedness and Response (ASPR) | 45 |
| Assistant Secretary for Program Evaluation (ASPE) | 46 |
| Office of Health Policy | 46 |
| Administration for Community Living (ACL) | 48 |
| Administration for Children and Families (ACF) | 53 |
| Centers for Disease Control and Prevention (CDC) | 62 |
| Center for Medicaid and Medicare Services (CMS) | 76 |

| | |
|--|-----|
| Health Resources and Services Administration (HRSA) | 78 |
| Substance Abuse and Mental Health Services Administration (SAMHSA)..... | 98 |
| Center for Mental Health Services | 99 |
| Center for Substance Abuse Prevention..... | 106 |
| Center for Substance Abuse Treatment..... | 109 |
| Housing and Urban Development (HUD) | 112 |
| Multifamily Housing..... | 112 |
| Community Development Block Grant Program | 113 |
| Public and Indian Housing..... | 114 |
| Department of the Interior (DOI) | 116 |
| Office of Insular Affairs | 116 |
| Department of Labor (DoL) | 123 |
| Bureau of Labor Statistics..... | 124 |
| Occupational Safety and Health Administration | 124 |
| Institute of Library and Museum Services (ILMS)..... | 125 |
| Office of Library Sciences | 125 |
| National Science Foundation (NSF)..... | 126 |
| Division of Research on Learning (DRL) | 127 |
| Division of Undergraduate Education (DUE)..... | 127 |
| Division of Human Resources Development (HRD)..... | 128 |
| Small Business Administration (SBA) | 129 |
| Hawaii District Office | 129 |
| Department of State (DOS) | 131 |
| Office to Monitor and Combat Trafficking in Persons..... | 131 |
| Political-Military Bureau | 132 |
| Office of Weapons Removal and Abatement..... | 132 |
| Bureau of Oceans and International Environmental and Scientific Affairs..... | 133 |
| Data Charts..... | 134 |
| Report notes | 140 |
| Data collection methods..... | 140 |
| Data collection methods..... | 140 |
| Report contact | 141 |

Agency for International Development (USAID)

The mission of the U.S Agency for International Development is to partner to end extreme poverty and promote resilient, democratic societies while advancing our security and prosperity.

Department Website: <https://www.usaid.gov/>

Disaster Preparedness and Assistance

1. Disaster Preparedness for Effective Response (PREPARE)

| | | | |
|-------------------------|--|----------------------|---------|
| Description | More than 155,000 people living in the Federated States of Micronesia and the Republic of the Marshall Islands are vulnerable to disasters related to climate change. Under the Compact of Free Association between the governments of the United States, Federated States of Micronesia, and the Republic of the Marshall Islands, USAID supports disaster management and reconstruction for these countries. In 2015, USAID helped island communities establish customized disaster management plans. USAID also trained 70 government and nongovernmental partners to improve community resilience. In the same year, Typhoon Maysak destroyed houses, crops, and public infrastructure in the Federated States of Micronesia's Chuuk and Yap States. In response, USAID expedited delivery of emergency and reconstruction assistance. To date, USAID has helped repair 127 public infrastructure facilities, such as government buildings, seawalls, and jetties, in Chuuk and 62 in Yap. USAID also distributed approximately \$1.5 million in vouchers to help typhoon survivors rebuild their homes. | | |
| Program Contact | Name | Email | Region |
| | Jeremy Gustafson | jgustafson@usaid.gov | Pacific |
| Overall Program Funding | \$9,368,140 | | |

Pacific Islands' Funding Table

| American Samoa | CNMI | Guam | Micronesia | Marshall Islands | Palau | Regional | Total |
|----------------|------|------|-------------|------------------|-------|----------|-------------|
| N/E | N/E | N/E | \$8,375,158 | \$992,982 | N/A | N/A | \$9,368,140 |

Caribbean Islands' Funding Table

| U.S. Virgin Islands | Puerto Rico | Regional | Total |
|---------------------|-------------|----------|-------|
| N/A | N/A | N/A | \$0 |

2. Disaster Response

| | |
|-------------|---|
| Description | When disaster strikes, USAID's Office of Foreign Disaster Assistance (OFDA) sends regional and technical experts to the affected country to identify and prioritize humanitarian needs. In the wake of a large-scale disaster, OFDA can deploy a Disaster Assistance Response Team (DART) to coordinate and manage an optimal U.S. Government response, while working closely with local officials, the international community, and relief agencies. OFDA also maintains stocks of emergency relief supplies in warehouses worldwide and has the |
|-------------|---|

logistical and operational capabilities to deliver them quickly. USAID has the lead responsibility for disaster mitigation, relief, and reconstruction in the Federated States of Micronesia and the Republic of the Marshall Islands under the Compact of Free Association.

Overall Program Funding \$3,638,297

Pacific Islands' Funding Table

| American Samoa | CNMI | Guam | Micronesia | Marshall Islands | Palau | Regional | Total |
|----------------|------|------|------------|------------------|----------|----------|-------------|
| N/E | N/E | N/E | \$919,601 | \$2,668,696 | \$50,000 | N/A | \$3,638,297 |

3. U.S. Peace Corps Super Typhoon Maysak Housing, Reconstruction, Repair and Community Resiliency Project

Description In parallel with PREPARE and the Typhoon Maysak Reconstruction Program, this U.S. Peace Corps project helps communities rebuild their houses, and strengthens their resilience to better respond to future disasters. To date, the project has created jobs for more than 200 local people as they rebuild homes for their own communities. Each home is equipped with a water catchment system and electrical connection. Persons with disabilities are also receiving homes designed to fit their specific needs.

Program Contact Name Email Region
Jeremy Gustafson jgustafson@usaid.gov Pacific

Overall Program Funding \$95,696

Pacific Islands' Funding Table

| American Samoa | CNMI | Guam | Micronesia | Marshall Islands | Palau | Regional | Total |
|----------------|------|------|------------|------------------|-------|----------|----------|
| | | | \$95,696 | | | | \$95,696 |

Disaster Risk Reduction (DRR) Programs

1. Building Disaster Management Capacity in the Federated States of Micronesia, Palau, and the Republic of the Marshall Islands

Description The Federated States of Micronesia, Palau, and the Republic of the Marshall Islands are vulnerable to natural hazards, including drought, floods, and storms. Through USAID/OFDA funding, the Marshall Islands Red Cross Society, Micronesia Red Cross Society, and Palau Red Cross Society—supported by the International Federation of Red Cross and Red Crescent Societies—partner with local government agencies, businesses, and communities to build awareness of disaster response activities and cultivate a trained volunteer base for emergency responses.

Program Contact Name Email Region
George Siasoco GSIASOCO@usaid.gov Pacific

Overall Program Funding \$680,000

Pacific Islands' Funding Table

| Pacific Islands' Funding Table | | | | | | | |
|---------------------------------------|------|------|------------|------------------|-----------|----------|-----------|
| American Samoa | CNMI | Guam | Micronesia | Marshall Islands | Palau | Regional | Total |
| | | | \$226,666 | \$226,667 | \$226,667 | | \$680,000 |

2. Mitigating the Effects of Decreased Rainfall in FSM and RMI

| | | | | | | | |
|-------------|--|--|--|--|--|--|--|
| Description | USAID/OFDA supported the International Organization for Migration to engage communities in the Federated States of Micronesia and the Republic of the Marshall Islands affected by El Niño-related drought to encourage water conservation. The project provided solar-powered reverse osmosis units to supplement safe drinking water supplies in remote, vulnerable areas of the two countries. It also worked with disaster management agencies, nongovernmental organizations, and local weather services to highlight the impact of El Niño and improve household water conservation. | | | | | | |
|-------------|--|--|--|--|--|--|--|

| Program Contact | Name | Email | Region |
|-----------------|----------------|--------------------|---------|
| | George Siasoco | GSIASOCO@usaid.gov | Pacific |

| | |
|-------------------------|-----------|
| Overall Program Funding | \$350,000 |
|-------------------------|-----------|

| Pacific Islands' Funding Table | | | | | | | |
|---------------------------------------|------|------|------------|------------------|-------|----------|-----------|
| American Samoa | CNMI | Guam | Micronesia | Marshall Islands | Palau | Regional | Total |
| | | | \$175,000 | \$175,000 | | | \$350,000 |

3. Pre-Positioning Emergency Relief Commodities in FSM and RMI

| | | | | | | | |
|-------------|--|--|--|--|--|--|--|
| Description | USAID/OFDA supports the International Organization for Migration to pre-position emergency relief supplies in three strategic locations throughout the Federated States of Micronesia and the Republic of the Marshall Islands. The project also helps develop agreements with island-based organizations for logistical support during an emergency response. | | | | | | |
|-------------|--|--|--|--|--|--|--|

| Program Contact | Name | Email | Region |
|-----------------|----------------|--------------------|---------|
| | George Siasoco | GSIASOCO@usaid.gov | Pacific |

| | |
|-------------------------|----------|
| Overall Program Funding | \$46,390 |
|-------------------------|----------|

| Pacific Islands' Funding Table | | | | | | | |
|---------------------------------------|------|------|------------|------------------|-------|----------|----------|
| American Samoa | CNMI | Guam | Micronesia | Marshall Islands | Palau | Regional | Total |
| | | | \$23,195 | \$23,195 | | | \$46,390 |

4. Climate Adaptation, Disaster Risk Reduction, and Education (CADRE+) in Palau

| | | | | | | | |
|-------------|--|--|--|--|--|--|--|
| Description | With USAID/OFDA support, IOM builds disaster management capacity in Palau through incorporating the CADRE+ program into ongoing IOM DRR initiatives. CADRE+ activities focus on improving school-based preparedness for disasters, as well as contingency planning for typhoons and facilitating humanitarian assistance and logistics training. | | | | | | |
|-------------|--|--|--|--|--|--|--|

| Program Contact | Name | Email | Region |
|-----------------|------|-------|--------|
|-----------------|------|-------|--------|

| | | | | | | | |
|---------------------------------------|----------------|--------------------|------------|------------------|-----------|----------|-----------|
| | George Siasoco | GSIASOCO@usaid.gov | | | | | Pacific |
| Overall Program Funding | \$200,000 | | | | | | |
| Pacific Islands' Funding Table | | | | | | | |
| American Samoa | CNMI | Guam | Micronesia | Marshall Islands | Palau | Regional | Total |
| | | | | | \$200,000 | | \$200,000 |

5. Micronesia Community Resilience and Capacity Development Project

| | | | | | | | |
|---------------------------------------|---|------|--------------------|------------------|-------|----------|-------------|
| Description | Through USAID/OFDA support, the American Red Cross partners with Micronesia Red Cross Society to strengthen local capacity and reduce communities' vulnerability to disaster risks by improving sanitation infrastructure and increasing water supply. The project addresses water, sanitation, and hygiene needs in disaster-prone areas, including conducting hygiene awareness activities and repairing sanitation facilities. | | | | | | |
| Program Contact | Name | | Email | | | Region | |
| | George Siasoco | | GSIASOCO@usaid.gov | | | Pacific | |
| Overall Program Funding | \$1,500,000 | | | | | | |
| Pacific Islands' Funding Table | | | | | | | |
| American Samoa | CNMI | Guam | Micronesia | Marshall Islands | Palau | Regional | Total |
| | | | \$1,500,000 | | | | \$1,500,000 |

6. Climate Adaptation, Disaster Risk Reduction, and Education (CADRE+) in FSM and RMI

| | | | | | | | | |
|---------------------------------------|---|------|-------------------|------------------|-------|----------|-------|-----------|
| Description | USAID/OFDA supports the International Organization for Migration in implementing the CADRE+ program in the Federated States of Micronesia and the Republic of the Marshall Islands. The program builds the resilience of more than 500 school-aged children and 5,000 community members to climate change and climate-change hazards. The support also creates community disaster preparedness and response committees, develops school emergency management plans, and trains teachers in climate change and evacuation center management. | | | | | | | |
| Program Contact | Name | | Email | | | Region | | |
| | Ward Miller | | wmiller@usaid.gov | | | Pacific | | |
| Overall Program Funding | \$350,000 | | | | | | | |
| Pacific Islands' Funding Table | | | | | | | | |
| American Samoa | CNMI | Guam | Micronesia | Marshall Islands | Palau | Regional | Total | |
| | | | \$175,000 | \$175,000 | | | | \$350,000 |

7. El Nino Drought Food Insecurity Monitoring, Preparedness, and Support in Micronesia and Melanesia

| | | | | | | | |
|---------------------------------------|--|--------------------|------------|------------------|----------|----------|-----------|
| Description | USAID/OFDA supports the UN Food and Agriculture Organization (FAO) to monitor and prepare for El Niño-related drought in FSM, Palau, RMI, and the Solomon Islands. Through USAID/OFDA funding, FAO collaborated with national disaster response agencies to develop systems to monitor food production and supply, particularly in remote locations where information gathering is difficult. In addition to developing a robust data collection process, FAO assisted local officials to assess drought impacts and food security conditions to determine the need for response activities. | | | | | | |
| Program Contact | Name | Email | | | | Region | |
| | George Siasoco | GSIASOCO@usaid.gov | | | | Pacific | |
| Overall Program Funding | \$289,823 | | | | | | |
| Pacific Islands' Funding Table | | | | | | | |
| American Samoa | CNMI | Guam | Micronesia | Marshall Islands | Palau | Regional | Total |
| | | | \$96,608 | \$96,608 | \$96,607 | | \$289,823 |

Climate Change and Environment

1. Institutional Strengthening in Pacific Island Countries to Adapt to Climate Change (ISACC)

| | | | | | | | |
|---------------------------------------|---|-------------------|------------|------------------|---------|----------|---------|
| Description | ISACC works with eight Pacific Island countries to scale up national adaptation policies that have been successful in Kiribati and the Solomon Islands. The project links local partners, allowing them to pool their resources, manage their climate finances more effectively, and develop multi-sector approaches to adapt to climate change and reduce their risk to disasters. ISACC is assessing how Pacific countries manage their climate change finances, and is piloting a tool for them to better track these funds. The project will share findings from the pilot, so that countries can adopt and sustain best practices. | | | | | | |
| Program Contact | Name | Email | | | | Region | |
| | Sharon Gulick | sgulick@usaid.gov | | | | Pacific | |
| Overall Program Funding | \$5,349 | | | | | | |
| Pacific Islands' Funding Table | | | | | | | |
| American Samoa | CNMI | Guam | Micronesia | Marshall Islands | Palau | Regional | Total |
| | | | \$2,251 | | \$3,098 | | \$5,349 |

2. Pacific-American Climate Fund (PACAM)

| | | | | | | | |
|-------------|---|--|--|--|--|--|--|
| Description | Civil society organizations (CSOs) in the Pacific often do not have sufficient funding and management capacity to respond to climate change challenges. PACAM awards grants to CSOs in 12 Pacific countries to implement and scale-up climate-resilient, community-level adaptation measures. These grants also enable programming that improves livelihoods, food, water security, and governance in the Pacific Islands. PACAM guides CSOs throughout the grant implementation, and helps them comply with USAID reporting procedures. In this manner, CSOs "learn by doing" and improve their proficiency in grant management. This positions them to replicate their projects, collaborate with | | | | | | |
|-------------|---|--|--|--|--|--|--|

| | | | | | | | |
|---------------------------------------|---|------|-------------------|------------------|----------|----------|-------------|
| | other organizations, and engage in public-private partnerships. The project has awarded 24 grants totaling \$10 million that support locally-driven and innovative initiatives on forestry, fisheries, and agriculture. | | | | | | |
| Program Contact | Name | | Email | | | Region | |
| | Sharon Gulick | | sgulick@usaid.gov | | | Pacific | |
| Overall Program Funding | \$1,947,834 | | | | | | |
| Pacific Islands' Funding Table | | | | | | | |
| American Samoa | CNMI | Guam | Micronesia | Marshall Islands | Palau | Regional | Total |
| | | | \$667,861 | \$1,208,503 | \$71,470 | | \$1,947,834 |

3. U.S. Peace Corps Small Project Assistance

| | | | | | | | |
|---------------------------------------|--|------|---------------------|------------------|-------|----------|----------|
| Description | USAID works with the U.S. Peace Corps to raise environmental awareness among remote communities and increase their resilience to climate change impacts. In Vanuatu, Peace Corps volunteers train community members on climate change, adaptation measures, and disaster preparedness. Peace Corps volunteers also train community members to design and manage projects that address these issues. In Fiji, Samoa, and Tonga, volunteers train community members to build seawalls, improve water and sanitation, construct safe houses for use during extreme weather events, and integrate sound environmental practices into project planning. | | | | | | |
| Program Contact | Name | | Email | | | Region | |
| | Ava Palmaria | | apalmaria@usaid.gov | | | Pacific | |
| Overall Program Funding | \$19,938 | | | | | | |
| Pacific Islands' Funding Table | | | | | | | |
| American Samoa | CNMI | Guam | Micronesia | Marshall Islands | Palau | Regional | Total |
| | | | \$19,938 | | | | \$19,938 |

4. USAID Asia Climate Change Adaptation Support Facility (USAID ADAPT Asia-Pacific)

| | | | | | | | |
|-----------------|---|--|---------------------|--|--|---------|--|
| Description | Climate change has significantly disrupted livelihoods among communities in Asia and the Pacific Islands. Millions of people in the region are vulnerable to rising sea levels, frequent extreme weather events, and other impacts of climate change. Those who are particularly at risk, including the urban poor, live in low-lying coastal areas and river basins. The USAID Adapt Asia-Pacific project helps national and local governments tailor adaptation projects to meet their specific needs. The project supports extensive research and analyses on how climate change affects key agricultural sectors and ecosystems. Since 2011, USAID has leveraged approximately \$262 million in investments from international development partners to expand and sustain adaptation projects. USAID has strengthened seven government institutions in the Pacific to better respond to the region's climate-change adaptation needs. | | | | | | |
| Program Contact | Name | | Email | | | Region | |
| | Alex Zvinakis | | azvinakis@usaid.gov | | | Pacific | |
| Overall Program | \$130,000 | | | | | | |

| Funding | | | | | | | |
|--------------------------------|------|------|------------|------------------|-------|----------|-----------|
| Pacific Islands' Funding Table | | | | | | | |
| American Samoa | CNMI | Guam | Micronesia | Marshall Islands | Palau | Regional | Total |
| | | | \$95,000 | \$35,000 | | | \$130,000 |

Department of Agriculture (USDA)

The mission of the U.S. Department of Agriculture (USDA) is to provide leadership on food, agriculture, natural resources, rural development, nutrition, and related issues based on sound public policy, the best available science and efficient management.

Department Website: <http://www.usda.gov>

Food and Nutrition Service (FNS)

The mission of the Food & Nutrition Service (FNS) is to provide children and needy families better access to food and a more healthful diet through its food assistance programs and comprehensive nutrition education efforts.

Agency Website: <http://www.fns.usda.gov>

1. Special Supplemental Nutrition Program for Women, Infants, & Children (WIC)

| | | | |
|-------------------------|--|----------------------------|---------|
| Description | WIC's program goal is to improve the health of low-income pregnant, breastfeeding and non-breastfeeding postpartum women, and infants and children up to 5 years old. WIC provides supplemental foods, nutrition education, and access to health services. Participants receive vouchers that can be redeemed at retail food stores for specific foods that are rich sources of the nutrients frequently lacking in the diet of low-income mothers and children. | | |
| Website | American Samoa WIC http://aswic.com/ CNMI WIC: http://chcc.gov.mp/index.php/division-of-public-health/women-infants-and-children-program | | |
| Program Contact | Name | Email | Region |
| | Nessia Berner | Nessia.Berner@fns.usda.gov | Pacific |
| | Hope Rios | Hope.Rios@fns.usda.gov | Pacific |
| Overall Program Funding | \$21,254,012 | | |

Pacific Islands' Information

Pacific Islands' Achievements To improve the health of low-income pregnant, breastfeeding and non-breastfeeding postpartum women, and infants and children up to 5 years old.

Pacific Islands' Funding Table

| American Samoa | CNMI | Guam | Micronesia | Marshall Islands | Palau | Regional | Total |
|----------------|-------------|--------------|------------|------------------|-------|----------|--------------|
| \$7,451,874 | \$3,153,367 | \$10,648,771 | N/E | N/E | N/E | | \$21,254,012 |

2. Special Food Assistance Program (SFAP)

| | | | |
|-------------------------|---|-----------------------|---------|
| Description | The SFA Program for the Republic of the Marshall Islands was originally authorized under Public Law 99-239 and the Compact of Free Association of 1985. Under a Memorandum of Understanding, FNS provides a cash block grant for the needy people of Bikini, Enewetak, Rongelap, and Utrix Atolls (the Nuclear Affected Areas). | | |
| Program Contact | Name | Email | Region |
| | Eric Lai | Eric.Lai@fns.usda.gov | Pacific |
| Overall Program Funding | \$574,000 | | |

Pacific Islands' Funding Table

| American Samoa | CNMI | Guam | Micronesia | Marshall Islands | Palau | Regional | Total |
|----------------|------|------|------------|------------------|-------|----------|-----------|
| N/E | N/E | N/E | N/E | \$574,000 | N/E | | \$574,000 |

3. Child Nutrition Assistance Program - American Samoa, CNMI

| | | | |
|-------------------------|--|------------------------------|---------|
| Description | FNS has separate memoranda of understanding (MOUs) with AS and CNMI under which FNS provides cash block grants for operation of nutrition assistance programs in lieu of the traditional Child Nutrition Programs. The block grants provide flexibility to meet their nutrition needs within certain broad parameters established in the MOUs. The purpose of the grant is for the grantees to provide nutrition assistance to residents of AS and CNMI with priority for school age children. | | |
| Website | CNMI - http://www.cnmipss.org/ AS - https://www.asdoe.net/school-lunch-office | | |
| Program Contact | Name | Email | Region |
| | Nessia Berner | Nessia.Berner@fns.usda.gov | Pacific |
| | Michelle Chirby | Michelle.Chirby@fns.usda.gov | Pacific |
| Overall Program Funding | \$31,868,688 | | |

Pacific Islands' Information

| | |
|-------------------------------|--|
| Pacific Islands' Achievements | <p>American Samoa AS served 2,566,375 breakfasts, 3,098,168 lunches, and 117,510 after school snacks in FY 2016 to school age children in schools, early childhood education programs, day cares, and after school programs during the school year and the summer.</p> <p>Commonwealth of the Northern Mariana Islands CNMI served 1,118,050 breakfasts, 1,968,877 lunches, and 821,289 after school snacks in FY 2016 to school age children in schools, head start and early head start centers, day cares, after school programs and summer sites during the school year and summer months.</p> |
|-------------------------------|--|

Pacific Islands' Funding Table

| American Samoa | CNMI | Guam | Micronesia | Marshall Islands | Palau | Regional | Total |
|----------------|--------------|------|------------|------------------|-------|----------|--------------|
| \$19,312,648 | \$12,556,040 | N/E | N/E | N/E | N/E | | \$31,868,688 |

4. Child Nutrition Assistance Program - Guam

| | | | |
|-------------------------|--|---------------------------------|---------|
| Description | <p>1. As part of the Child Nutrition Program, the National School Lunch Program provides cash reimbursements and commodity foods to help support non-profit food services in elementary and secondary schools, and in residential child care institutions. Every school day, approximately 18,000 children in Guam, and about 30 million children in over 101,000 schools across the country, eat a lunch provided through the National School Lunch Program. More than half of these children receive the meal free or at a reduced price. The National School Lunch Program also offers the After School Snacks Program and the Fresh Fruit and Vegetable Program.</p> <p>2. As part of the Child Nutrition Program, low-income children may qualify to receive school breakfast free or at a reduced price and states are reimbursed according to the number of meals served in each category. Meals must meet nutritional standards similar to those in the National School Lunch Program. In Guam, approximately 9,000 children participate in this program each day.</p> | | |
| Website | https://sites.google.com/a/gdoe.net/food-and-nutrition/ | | |
| Program Contact | Name | Email | Region |
| | Dominika Bednarska | Dominika.bednarska@fns.usda.gov | Pacific |
| Overall Program Funding | \$12,219,603 | | |

Pacific Islands' Information

Pacific Islands' Achievements In FY 16, GU served 2,891,039 lunches and 1,524,528 breakfasts to school children, and an additional 363,810 meals to children in child care centers and day care homes.

Pacific Islands' Funding Table

| American Samoa | CNMI | Guam | Micronesia | Marshall Islands | Palau | Regional | Total |
|----------------|------|--------------|------------|------------------|-------|----------|--------------|
| N/E | N/E | \$12,219,603 | N/E | N/E | N/E | | \$12,219,603 |

5. Supplemental Nutrition Assistance Program (SNAP)

| | | | |
|-------------------------|--|-----------------------------|---------|
| Description | <p>SNAP provides food benefits to low-income individuals and families. The purpose is to improve nutrition and food security among low-income residents. SNAP also seeks to stimulate the local economy by ear-marking 30 percent of clients' NAP allotments exclusively for the purchase of foods grown, raised, caught, or processed locally. The program is administered in accordance with a yearly Memorandum of Understanding between the FNS and the respective governments of AS and CNMI.</p> | | |
| Website | <p>AS - http://www.dhss.as/rfp_asnap.html CNMI- http://www.dcca.gov.mp/nutrition-assistance-program Guam - http://dphss.guam.gov/content/bureau-economic-security</p> | | |
| Program Contact | Name | Email | Region |
| | Jodi Schroeder | Jodi.Schroeder@fns.usda.gov | Pacific |
| Overall Program Funding | \$128,360,660 | | |

Pacific Islands' Information

Pacific Islands' Achievements Provides food benefits to low-income individuals and families in AS, CNMI, and Guam.

Pacific Islands' Funding Table

| American Samoa | CNMI | Guam | Micronesia | Marshall Islands | Palau | Regional | Total |
|----------------|------|------|------------|------------------|-------|----------|-------|
|----------------|------|------|------------|------------------|-------|----------|-------|

| | | | | | | |
|-------------|--------------|---------------|-----|-----|---------|---------------|
| Samoa | | | | | Islands | |
| \$7,802,000 | \$12,148,000 | \$108,410,660 | N/E | N/E | N/E | \$128,360,660 |

6. The Emergency Food Assistance Program (TEFAP)

| | | | |
|-------------------------|--|-----------------------------|---------|
| Description | Under The Emergency Food Assistance Program (TEFAP), USDA foods are made available by the U.S. Department of Agriculture to States. States provide the food to local agencies that they have selected, usually food banks, which in turn, distribute the food to soup kitchens and food pantries that directly serve the public. | | |
| Website | Guam— https://sites.google.com/a/gdoe.net/food-and-nutrition/ | | |
| Program Contact | Name | Email | Region |
| | Katie Clifford | Katie.Clifford@fns.usda.gov | Pacific |
| Overall Program Funding | \$63,789 | | |

Pacific Islands' Information

| | |
|-------------------------------|---|
| Pacific Islands' Achievements | TEFAP helps supplement the diets of low-income Americans, including elderly people, by providing them with emergency food and nutrition assistance at no cost. It provides food and administrative funds to States to supplement the diets of these groups. |
|-------------------------------|---|

Pacific Islands' Funding Table

| American Samoa | CNMI | Guam | Micronesia | Marshall Islands | Palau | Regional | Total |
|----------------|----------|----------|------------|------------------|-------|----------|----------|
| \$0 | \$26,085 | \$37,704 | N/E | N/E | N/E | | \$63,789 |

Caribbean Islands' Information

| | |
|---------------------------------|-----------------|
| Caribbean Islands' Achievements | <u>CNMIGuam</u> |
|---------------------------------|-----------------|

Farm Services Agency (FSA)

Farm Service Agency is equitably serving all farmers, ranchers, and agricultural partners through the delivery of effective, efficient agricultural programs for all Americans.

Agency Website: <https://www.fsa.usda.gov/>

1. Emergency Loans

| | | | |
|-------------------------|---|------------------------------|---------|
| Description | Disaster assistance loans to areas declared or designated as natural disaster areas. | | |
| Website | https://www.fsa.usda.gov/programs-and-services/farm-loan-programs/index | | |
| Program Contact | Name | Email | Region |
| | Steve Bazzell | steve.bazzell@hi.usda.gov | Pacific |
| | Shirley Nakamura | shirley.nakamura@hi.usda.gov | Pacific |
| Overall Program Funding | \$0 | | |

Pacific Islands' Information

| | | | | | | | |
|---------------------------------------|---|------|------------|------------------|-------|----------|-------|
| Pacific Islands' Achievements | Palau, FSM, and RMI no longer eligible, disaster assistance transferred to USAID. | | | | | | |
| Pacific Islands' Funding Table | | | | | | | |
| American Samoa | CNMI | Guam | Micronesia | Marshall Islands | Palau | Regional | Total |
| \$0 | \$0 | \$0 | N/E | N/E | N/E | | \$0 |

2. Guaranteed Operating Loans

| | | | | | | | |
|---------------------------------------|--|------------------------------|------------|------------------|-------|----------|-------|
| Description | Guaranteed Operating Loans provides commercial agricultural producers with access to credit for operating expenses while affording commercial lenders with added security. | | | | | | |
| Website | https://www.fsa.usda.gov/programs-and-services/farm-loan-programs/index | | | | | | |
| Program Contact | Name | Email | | | | Region | |
| | Steve Bazzell | steve.bazzell@hi.usda.gov | | | | Pacific | |
| | Shirley Nakamura | shirley.nakamura@hi.usda.gov | | | | Pacific | |
| Overall Program Funding | \$0 | | | | | | |
| Pacific Islands' Funding Table | | | | | | | |
| American Samoa | CNMI | Guam | Micronesia | Marshall Islands | Palau | Regional | Total |
| \$0 | \$0 | \$0 | \$0 | \$0 | \$0 | | \$0 |

3. Guaranteed Farm Ownership Loans

| | | | | | | | |
|---------------------------------------|---|------------------------------|------------|------------------|-------|----------|-------|
| Description | USDA-FSA farm ownership loan guarantees to private lenders making loans to qualified famers. | | | | | | |
| Website | https://www.fsa.usda.gov/programs-and-services/farm-loan-programs/index | | | | | | |
| Program Contact | Name | Email | | | | Region | |
| | Steve Bazzell | steve.bazzell@hi.usda.gov | | | | Pacific | |
| | Shirley Nakamura | shirley.nakamura@hi.usda.gov | | | | Pacific | |
| Overall Program Funding | \$0 | | | | | | |
| Pacific Islands' Information | | | | | | | |
| Pacific Islands' Achievements | Average processing time for Guaranteed Loans 10 days. | | | | | | |
| Pacific Islands' Funding Table | | | | | | | |
| American Samoa | CNMI | Guam | Micronesia | Marshall Islands | Palau | Regional | Total |
| \$0 | \$0 | \$0 | \$0 | \$0 | \$0 | | \$0 |

4. Non-insured Crop Disaster Assistance

| | | | | | | | |
|-------------|--|--|--|--|--|--|--|
| Description | Non-Insured Crop Disaster Assistance provides financial assistance to commercial agricultural producers of non-insurable crops in the event of weather related losses. | | | | | | |
| Website | http://www.fsa.usda.gov/programs-and-services/disaster-assistance- | | | | | | |

| program/index | |
|-------------------------|---|
| Program Contact | Name Email Region |
| | Steve Peterson steve.peterson@hi.usda.gov Pacific |
| | Shirley Nakamura shirley.nakamura@hi.usda.gov Pacific |
| Overall Program Funding | \$74,214 |

Pacific Islands' Funding Table

| American Samoa | CNMI | Guam | Micronesia | Marshall Islands | Palau | Regional | Total |
|----------------|----------|----------|------------|------------------|-------|----------|----------|
| \$0 | \$16,950 | \$57,264 | N/E | N/E | N/E | | \$74,214 |

5. Reimbursement of Transportation Costs Payment Program

| Description | Reimbursement of Transportation Costs Payment Program reimburses commercial agricultural businesses for a portion of their transportation costs and inputs due to the geographic location. |
|-------------------------|--|
| Website | http://www.fsa.usda.gov/Internet/FSA_File/rtcp_2014.pdf |
| Program Contact | Name Email Region |
| | Steve Peterson steve.peterson@hi.usda.gov Pacific |
| | Shirley Nakamura shirley.nakamura@hi.usda.gov Pacific |
| Overall Program Funding | \$30,418 |

Pacific Islands' Funding Table

| American Samoa | CNMI | Guam | Micronesia | Marshall Islands | Palau | Regional | Total |
|----------------|---------|----------|------------|------------------|-------|----------|----------|
| \$8,348 | \$4,008 | \$18,062 | \$0 | \$0 | \$0 | | \$30,418 |

6. Direct Farm Operating Loans

| Description | Short to intermediate loans to qualified farmers for operating purposes. |
|-------------------------|---|
| Website | https://www.fsa.usda.gov/programs-and-services/farm-loan-programs/index |
| Program Contact | Name Email Region |
| | Steve Bazzell steve.bazzell@hi.usda.gov Pacific |
| | Shirley Nakamura shirley.nakamura@hi.usda.gov Pacific |
| Overall Program Funding | \$267,560 |

Pacific Islands' Information

| | |
|-------------------------------|---|
| Pacific Islands' Achievements | Am. Samoa: 93% of loans to beginning farmers, 100% loans to minorities and women. Guam & CNMI: 86% loans to beginning farmers, 100% to minorities and women. |
|-------------------------------|---|

Pacific Islands' Funding Table

| American Samoa | CNMI | Guam | Micronesia | Marshall Islands | Palau | Regional | Total |
|----------------|----------|----------|------------|------------------|-------|----------|-----------|
| \$116,560 | \$96,000 | \$55,000 | \$0 | \$0 | \$0 | | \$267,560 |

7. Direct Farm Ownership Loans

| | | | |
|-------------------------|---|------------------------------|---------|
| Description | Direct Farm Ownership Loans supports commercial agricultural producers to purchase farm land or make physical improvements to the farm. | | |
| Website | https://www.fsa.usda.gov/programs-and-services/farm-loan-programs/index | | |
| Program Contact | Name | Email | Region |
| | Steve Bazzell | steve.bazzell@hi.usda.gov | Pacific |
| | Shirley Nakamura | shirley.nakamura@hi.usda.gov | Pacific |
| Overall Program Funding | \$0 | | |

Pacific Islands' Funding Table

| American Samoa | CNMI | Guam | Micronesia | Marshall Islands | Palau | Regional | Total |
|----------------|------|------|------------|------------------|-------|----------|-------|
| \$0 | \$0 | \$0 | \$0 | \$0 | \$0 | | \$0 |

U.S. Forest Service (FS)

The mission of the USDA Forest Service is to sustain the health, diversity, and productivity of the Nation's forests and grasslands to meet the needs of present and future generations.

Agency Website: <https://www.fs.fed.us/>

1. Forest Stewardship

| | | | |
|-------------------------|--|-------------------|---------|
| Description | The Forest Stewardship program enables state/island forestry agencies to support the long-term stewardship of non-federal, non-industrial private forest lands, including extension to agroforest landowners, planning, tree seedling production, and management of 'state' and forest lands. The Landscape Scale Restoration Program draws on Forest Stewardship and other authorities to provide additional funding for special initiatives through a competitive process. | | |
| Website | http://www.fs.usda.gov/detail/r5/communityforests/?cid=fseprd487276 | | |
| Program Contact | Name | Email | Region |
| | Kathleen Friday | Kfriday@fs.fed.us | Pacific |
| Overall Program Funding | \$506,500 | | |

Pacific Islands' Information

| | |
|-------------------------------|---|
| Pacific Islands' Achievements | All island jurisdictions collectively provided direct educational & technical assistance to 485 private forest and agroforest landowners. Guam and American Samoa prepared or updated 29 management plans for 141 acres of private forest land; the Marshalls increased its nursery capacity to distribute breadfruit and pandanus seedlings for food and coastal stabilization. 30,000 tree seedlings were distributed or outplanted, including reforestation on Guam and CNMI public lands. Yap (FSM) used GIS and interviews to assess salt-water impacts and conditions of coastal taro patches grown with agroforestry inputs, and helped private landowners stabilize streams and reestablish taro patches in upper watersheds with trees for streambank stabilization and mulch. The University of Guam completed establishment of a Plant Extinction Prevention Program addressing eighteen woody species [www.gpepp.org]. The FSM established 93 |
|-------------------------------|---|

permanent forest plots to monitor terrestrial conservation areas [www.micronesiachallenge.org]. The Marshalls collaborated with the Forest Service and other partners to prepare a website with agroforestry recommendations under El Nino and long term climate conditions [http://oos.soest.hawaii.edu/pacific-rcc/Marshalls%20Agroforestry/site/].

Pacific Islands' Funding Table

| American Samoa | CNMI | Guam | Micronesia | Marshall Islands | Palau | Regional | Total |
|----------------|----------|----------|------------|------------------|-------|----------|-----------|
| \$59,000 | \$40,000 | \$50,000 | \$357,500 | \$0 | \$0 | | \$506,500 |

2. Forest Legacy Program

| | | | |
|-------------------------|--|-------------------|---------|
| Description | The purpose of the Forest Legacy Program is to protect environmentally important forest areas that are threatened by conversion to non-forest uses; at the request of the state/island forester, the program may fund conservation easements, fee-simple acquisitions, and program administration. The similar Community Forest Program enables municipalities to acquire forests; to date, no community in the USAPI has applied. | | |
| Website | http://www.fs.usda.gov/detail/r5/communityforests/?cid=fseprd477256 | | |
| Program Contact | Name | Email | Region |
| | Kathleen Friday | Kfriday@fs.fed.us | Pacific |
| Overall Program Funding | \$6,000 | | |

Pacific Islands' Information

| | |
|-------------------------------|--|
| Pacific Islands' Achievements | Kosrae (FSM) protected the Yela Valley freshwater forest, home to the world's largest stand of endemic "ka" trees, by managing the existing conservation easement and preparing for a second easement expected to be funded in FY17. The CNMI partially completed an Assessment of Need in preparation for future project proposals. |
|-------------------------------|--|

Pacific Islands' Funding Table

| American Samoa | CNMI | Guam | Micronesia | Marshall Islands | Palau | Regional | Total |
|----------------|------|------|------------|------------------|-------|----------|---------|
| \$0 | \$0 | \$0 | \$6,000 | \$0 | \$0 | | \$6,000 |

3. State Fire Assistance Program

| | | | |
|-------------------------|---|--------------------|---------|
| Description | The purpose of the State Fire Assistance Program is to cooperate with State/Territorial/Freely Associated foresters or equivalent State officials in developing systems and methods for the prevention, control, suppression, and prescribed use of fire on rural lands and in rural communities that will protect human lives, agricultural crops and livestock, property and other improvements, and natural resources. This assistance can include financial, technical, and related assistance. | | |
| Website | http://www.na.fs.fed.us/fire/sfa.shtm | | |
| Program Contact | Name | Email | Region |
| | Trudie Mahoney | Tmahoney@fs.fed.us | Pacific |
| Overall Program Funding | \$210,000 | | |

Pacific Islands' Information

| | |
|-------------------------------|---|
| Pacific Islands' Achievements | Yap (FSM) developed a community wildfire protection plan (CWPP) bringing together community members to address strategies and tactics to mitigate fire threat to landscape and communities. The Yap Division of Agriculture and Forestry, together with the Fanif Community and the Coral Reef Research Foundation, developed strategies to improve shaded fuel break planting success by scientifically selecting sites with the greatest success potential determined by combining a habitat suitability model (HSM) and Digital Elevational Model (DEM) and wind direction data. Implementation is expected in 2017. |
|-------------------------------|---|

Pacific Islands' Funding Table

| American Samoa | CNMI | Guam | Micronesia | Marshall Islands | Palau | Regional | Total |
|----------------|------|----------|------------|------------------|----------|----------|-----------|
| \$0 | \$0 | \$90,000 | \$60,000 | \$0 | \$60,000 | | \$210,000 |

4. Urban&Community Forestry Program

| | | | |
|-------------------------|---|--------------------|---------|
| Description | This cooperative program focuses on the stewardship of urban natural resources. The goal is to provide relevant technical, financial, research and educational services to local government, non-profit organizations, community groups, educational institutions and tribal governments so that they can plant, protect, maintain, and utilize wood from community trees and forests, and maximize the benefits they provide to society. The program is delivered through legislative partners, the state forestry agencies and U.S. territories. In order to be eligible, U.S. Flag Territories and Freely Associated States must meet four core program performance requirements to receive federal funding: 1) an urban and community forestry program coordinator; 2) volunteer/partnership coordination; 3) an urban and community Forestry Council; and 4) State program strategic planning. | | |
| Website | http://www.fs.usda.gov/detail/r5/communityforests/?cid=stelprdb5341641 | | |
| Program Contact | Name | Email | Region |
| | Miranda Hutten | Mlhutten@fs.fed.us | Pacific |
| Overall Program Funding | \$333,000 | | |

Pacific Islands' Information

| | |
|-------------------------------|--|
| Pacific Islands' Achievements | In 2016, Pacific Island forestry agencies focused on expanding technical expertise in urban forestry skills, planting trees with communities, and providing outreach and education programs. Islands hosted a series of professional trainings in equipment safety, storm preparedness and response, and tree health. These trainings reflect regional program goals and utilize local expertise to address a critical needs identified by urban forestry coordinators. Training were provided to forestry agency staff, local non-profits, researchers and industry partners leading to improved community forestry planning. Islands also hosted several tree planting events with community members and elected officials to heighten awareness of the values urban forests provide people. To expand this awareness, island forestry staff developed relevant and engaging conservation education programs on a variety of topics including forest conservation, coastal stabilization, tree pruning and tree planting, climate change, forest fire, tree health, invasive plant and animal species, water quality, and energy conservation. These community-focused education programs are designed for schools, local leaders and partners to enhance underserved populations' |
|-------------------------------|--|

exposure to and appreciation of their community trees and forests.

| Pacific Islands' Funding Table | | | | | | | |
|--------------------------------|----------|----------|------------|------------------|-------|----------|-----------|
| American Samoa | CNMI | Guam | Micronesia | Marshall Islands | Palau | Regional | Total |
| \$87,000 | \$89,000 | \$82,000 | \$75,000 | \$0 | \$0 | | \$333,000 |

5. Forest Health Management, Cooperative Lands

| | | | |
|-------------------------|---|-----------------------|---------|
| Description | The program goal is to protect and improve the health of Pacific Island's forests across all ownerships. This goal is accomplished with cost-share funds used to conduct pests (insects, disease, invasive plants) detection surveys and evaluate forest health conditions; provide technical assistance to prevent insect and disease outbreaks; coordinate forest health and pest prevention strategies that benefit all landowners; develop forest insect, disease, and invasive plant status information; conduct pest suppression projects on forest lands utilizing an integrated management approach; implement restoration projects to mitigate negative impacts caused by pests; and develop public education and outreach materials about forest health and forest pests. | | |
| Website | http://www.fs.usda.gov/main/r5/forest-grasslandhealth | | |
| Program Contact | Name | Email | Region |
| | Sherry Hazelhurst | Shazelhurst@fs.fed.us | Pacific |
| Overall Program Funding | \$217,400 | | |

Pacific Islands' Information

| | |
|-------------------------------|---|
| Pacific Islands' Achievements | <p>All Pacific Island partners are working to detect and control pests, pathogens and invasive species that threaten forest health and associated impacts to people. A major focus is on conducting public outreach and education to prevent new introductions and facilitate early detection of invasive species. Specific projects of significance include the following:</p> <ul style="list-style-type: none"> ○ Efforts are in place to control invasive insects such as the coconut rhinoceros beetle (CRB), cycad scale, and little fire ant on Guam and to prevent their spread to other islands. Early detection surveys for CRB in the Marian and Marshall islands are in progress to prevent establishment, which would result in a threat to food security. ○ A fungal root rot caused by <i>Phellinus noxius</i> has been found on all U.S.-affiliated Pacific Islands except Chuuk (FSM). It is known to kill over 250 tropical tree species and spreads through root systems as well as by spores. Management techniques are being developed. ○ Since 2003, the invasive cycad scale has been devastating native cycads in forest systems on Guam, CNMI, FSM and Palau. Gene conservation and monitoring of cycad health is occurring; without intervention, native cycads on Guam may be extirpated by 2030 resulting in cascading negative ecosystem impacts. ○ Satellite data and drone-technology are being explored as a tool to detect and monitor invasive plant populations on |
|-------------------------------|---|

- **American Samoa and Kosrae (FSM).**
- **Yap (FSM) continues to work towards island-wide eradication of imperata grass, African tulip tree, and chain of love through direct control as well as revegetation.**
- **Surveys and management of invasive plants are taking place in sensitive ecological areas on Guam and in Palau's terrestrial Protected Areas; Palau completed a revised eradication plan for imperata grass.**

| Pacific Islands' Funding Table | | | | | | | |
|---------------------------------------|----------|----------|------------|------------------|----------|----------|-----------|
| American Samoa | CNMI | Guam | Micronesia | Marshall Islands | Palau | Regional | Total |
| \$54,000 | \$40,000 | \$77,000 | \$27,000 | \$0 | \$19,400 | | \$217,400 |

Rural Development

The mission of the USDA/Rural Development (RD) is to increase economic opportunity and improve the quality of life for all rural Americans.

Agency Website: <http://www.rurdev.usda.gov>

1. Value-Added Producer Grant

| | | | |
|-------------------------|---|------------------------|---------|
| Description | The program helps agricultural producers enter into value-added activities related to the processing and/or marketing of bio-based, value-added products. Generating new products, creating and expanding marketing opportunities, and increasing producer income are the goals of this program. You may receive priority if you are a beginning farmer or rancher, a socially-disadvantaged farmer or rancher, a small or medium-sized farm or ranch structured as a family farm, a farmer or rancher cooperative, or are proposing a mid-tier value chain. Grants are awarded through a national competition. | | |
| Website | http://www.rd.usda.gov/programs-services/value-added-producer-grants | | |
| Program Contact | Name | Email | Region |
| | Denise Oda | Denise.Oda@hi.usda.gov | Pacific |
| Overall Program Funding | \$0 | | |

Pacific Islands' Information

Pacific Islands' Achievements Fund projects in eligible areas.

Pacific Islands' Funding Table

| American Samoa | CNMI | Guam | Micronesia | Marshall Islands | Palau | Regional | Total |
|----------------|------|------|------------|------------------|-------|----------|-------|
| \$0 | \$0 | \$0 | \$0 | \$0 | \$0 | | \$0 |

2. High Energy Cost Grant

| | |
|-------------|--|
| Description | Assists energy providers and other eligible entities in lowering energy costs for families and individuals in areas with extremely high per-household energy costs |
|-------------|--|

| (275 percent of the national average or higher.) | | | | | | | | | | | | | | | |
|--|--|------------|------------------|------------|------------------|--------------------------|----------|-------|-----|-----|-----|-----|-----|-----|-----|
| Website | http://www.rd.usda.gov/programs-services/high-energy-cost-grants | | | | | | | | | | | | | | |
| Program Contact | <table border="1"> <tr> <th>Name</th> <th>Email</th> <th>Region</th> </tr> <tr> <td>Robin Meige</td> <td>Robin.Meige@wdc.usda.gov</td> <td>Pacific</td> </tr> </table> | Name | Email | Region | Robin Meige | Robin.Meige@wdc.usda.gov | Pacific | | | | | | | | |
| Name | Email | Region | | | | | | | | | | | | | |
| Robin Meige | Robin.Meige@wdc.usda.gov | Pacific | | | | | | | | | | | | | |
| Overall Program Funding | \$0 | | | | | | | | | | | | | | |
| Pacific Islands' Information | | | | | | | | | | | | | | | |
| Pacific Islands' Achievements | Fund projects | | | | | | | | | | | | | | |
| Pacific Islands' Funding Table | | | | | | | | | | | | | | | |
| American Samoa | <table border="1"> <tr> <th>CNMI</th> <th>Guam</th> <th>Micronesia</th> <th>Marshall Islands</th> <th>Palau</th> <th>Regional</th> <th>Total</th> </tr> <tr> <td>\$0</td> <td>\$0</td> <td>\$0</td> <td>\$0</td> <td>\$0</td> <td>\$0</td> <td>\$0</td> </tr> </table> | CNMI | Guam | Micronesia | Marshall Islands | Palau | Regional | Total | \$0 | \$0 | \$0 | \$0 | \$0 | \$0 | \$0 |
| CNMI | Guam | Micronesia | Marshall Islands | Palau | Regional | Total | | | | | | | | | |
| \$0 | \$0 | \$0 | \$0 | \$0 | \$0 | \$0 | | | | | | | | | |

3. Section 502 Single Family Housing Loan Program

| Description | This program assists low- and very-low-income applicants obtain decent, safe and sanitary housing in eligible rural areas by providing payment assistance to increase an applicant's repayment ability. Payment assistance is a type of subsidy that reduces the mortgage payment for a short time. The amount of assistance is determined by the adjusted family income. | | | | | | | | | | | | | | |
|---------------------------------------|---|------------|------------------|------------|------------------|--------------------------|----------|-------|--|-------------|--|-----------|----------|--|-------------|
| Website | http://www.rd.usda.gov/programs-services/single-family-housing-direct-home-loans | | | | | | | | | | | | | | |
| Program Contact | <table border="1"> <tr> <th>Name</th> <th>Email</th> <th>Region</th> </tr> <tr> <td>John Antonio</td> <td>john.antonio@hi.usda.gov</td> <td>Pacific</td> </tr> </table> | Name | Email | Region | John Antonio | john.antonio@hi.usda.gov | Pacific | | | | | | | | |
| Name | Email | Region | | | | | | | | | | | | | |
| John Antonio | john.antonio@hi.usda.gov | Pacific | | | | | | | | | | | | | |
| Overall Program Funding | \$7,742,153 | | | | | | | | | | | | | | |
| Pacific Islands' Information | | | | | | | | | | | | | | | |
| Pacific Islands' Achievements | Fund projects in eligible areas. | | | | | | | | | | | | | | |
| Pacific Islands' Funding Table | | | | | | | | | | | | | | | |
| American Samoa | <table border="1"> <tr> <th>CNMI</th> <th>Guam</th> <th>Micronesia</th> <th>Marshall Islands</th> <th>Palau</th> <th>Regional</th> <th>Total</th> </tr> <tr> <td></td> <td>\$7,180,153</td> <td></td> <td>\$495,000</td> <td>\$67,000</td> <td></td> <td>\$7,742,153</td> </tr> </table> | CNMI | Guam | Micronesia | Marshall Islands | Palau | Regional | Total | | \$7,180,153 | | \$495,000 | \$67,000 | | \$7,742,153 |
| CNMI | Guam | Micronesia | Marshall Islands | Palau | Regional | Total | | | | | | | | | |
| | \$7,180,153 | | \$495,000 | \$67,000 | | \$7,742,153 | | | | | | | | | |

4. Section 502 Single Family Housing Guaranteed Loan Program

| Description | This program assists approved lenders in providing low- and moderate-income households the opportunity to own adequate, modest, decent, safe and sanitary dwellings as their primary residence in eligible rural areas. Eligible applicants may build, rehabilitate, improve or relocate a dwelling in an eligible rural area. The program provides a 90% loan note guarantee to approved lenders in order to reduce the risk of extending 100% loans to eligible rural homebuyers. | | | | | | |
|-------------------------|---|---------|-------|--------|--------------|--------------------------|---------|
| Website | http://www.rd.usda.gov/programs-services/single-family-housing-guaranteed-loan-program | | | | | | |
| Program Contact | <table border="1"> <tr> <th>Name</th> <th>Email</th> <th>Region</th> </tr> <tr> <td>John Antonio</td> <td>john.antonio@hi.usda.gov</td> <td>Pacific</td> </tr> </table> | Name | Email | Region | John Antonio | john.antonio@hi.usda.gov | Pacific |
| Name | Email | Region | | | | | |
| John Antonio | john.antonio@hi.usda.gov | Pacific | | | | | |
| Overall Program Funding | \$1,988,739 | | | | | | |

| | | | | | | | |
|---------------------------------------|------|----------------------------------|------------|------------------|-------|----------|-------------|
| Funding | | | | | | | |
| Pacific Islands' Information | | | | | | | |
| Pacific Islands' Achievements | | Fund projects in eligible areas. | | | | | |
| Pacific Islands' Funding Table | | | | | | | |
| American Samoa | CNMI | Guam | Micronesia | Marshall Islands | Palau | Regional | Total |
| | | \$1,988,739 | | | | | \$1,988,739 |

5. Single Family Section 504 Housing Repair&Rehabilitation Loans and Grants

| | | | | | | | |
|---------------------------------------|------|--|------------|--------------------------|-----------|----------|-------------|
| Description | | | | | | | |
| Website | | http://www.rd.usda.gov/programs-services/single-family-housing-repair-loans-grants | | | | | |
| Program Contact | | Name | | Email | | Region | |
| | | John Antonio | | john.antonio@hi.usda.gov | | Pacific | |
| Overall Program Funding | | \$1,431,444 | | | | | |
| Pacific Islands' Information | | | | | | | |
| Pacific Islands' Achievements | | Program goal is to help very low-income applicants remove health and safety hazards or repair their homes when they are located in rural areas with populations of 20,000 or less. Funding is used to repair or replace roof, winterizing, purchase or repair of heating system, structural repair, water and sewage connect fees and similar uses. Grants are only available to very low-income applicants who are 62 years or older and cannot afford to pay a 1 percent loan. | | | | | |
| Pacific Islands' Funding Table | | | | | | | |
| American Samoa | CNMI | Guam | Micronesia | Marshall Islands | Palau | Regional | Total |
| \$232,245 | | | \$499,218 | \$339,767 | \$360,214 | | \$1,431,444 |

6. Rural Business Development Grant

| | | | | | | | |
|---------------------------------------|--|---|--|------------------------|--|---------|--|
| Description | | This is a competitive grant designed to support targeted technical assistance, training and other activities leading to the development or expansion of small and emerging private businesses in rural areas that have fewer than 50 employees and less than \$1 million in gross revenues. Programmatic activities are separated into enterprise or opportunity type grant activities. | | | | | |
| Website | | http://www.rd.usda.gov/programs-services/rural-business-development-grants | | | | | |
| Program Contact | | Name | | Email | | Region | |
| | | Denise Oda | | Denise.Oda@hi.usda.gov | | Pacific | |
| Overall Program Funding | | \$64,000 | | | | | |
| Pacific Islands' Information | | | | | | | |
| Pacific Islands' Achievements | | Fund projects in eligible areas. | | | | | |
| Pacific Islands' Funding Table | | | | | | | |

| American Samoa | CNMI | Guam | Micronesia | Marshall Islands | Palau | Regional | Total |
|----------------|----------|------|------------|------------------|-------|----------|----------|
| \$0 | \$64,000 | \$0 | \$0 | \$0 | \$0 | | \$64,000 |

7. Community Facilities Direct Loan&Grant Program

| | | | | | | | |
|-------------------------|---|--|-----------------------------|--|--|---------|--|
| Description | Provide training and technical assistance (T/TA) to potential and existing Health Center Program award recipients and look-alikes | | | | | | |
| Website | http://www.rd.usda.gov/programs-services/community-facilities-direct-loan-grant-program | | | | | | |
| Program Contact | Name | | Email | | | Region | |
| | Robin Pulkkinen | | Robin.Pulkkinen@hi.usda.gov | | | Pacific | |
| Overall Program Funding | \$12,431,610 | | | | | | |

Pacific Islands' Information

| | |
|-------------------------------|---|
| Pacific Islands' Achievements | This program provides affordable funding to develop essential community facilities in rural areas. An essential community facility is defined as a facility that provides an essential service to the local community for the orderly development of the community in a primarily rural area, and does not include private, commercial or business undertakings.. |
|-------------------------------|---|

Pacific Islands' Funding Table

| American Samoa | CNMI | Guam | Micronesia | Marshall Islands | Palau | Regional | Total |
|----------------|-------------|-------------|------------|------------------|-------|----------|--------------|
| \$138,300 | \$2,897,236 | \$9,245,399 | \$120,675 | \$30,000 | \$0 | | \$12,431,610 |

8. Community Connect Grant

| | | | | | | | |
|-------------------------|---|--|-----------------------------|--|--|---------|--|
| Description | The Community Connect program serves rural communities where broadband service is likely to be available, but where it can make a tremendous difference in the quality of life for citizens. The projects funded by these grants will help rural residents tap into the enormous potential of the Internet. Funds may be used to build broadband infrastructure and establish a community center which offers free public access to broadband for two years. Eligible Applicants: AS, CNMI, Guam, FSM, RMI & ROP. | | | | | | |
| Website | http://www.rd.usda.gov/programs-services/community-connect-grants | | | | | | |
| Program Contact | Name | | Email | | | Region | |
| | Rocky Chenelle | | Rocky.Chenelle@wdc.usda.gov | | | Pacific | |
| Overall Program Funding | \$0 | | | | | | |

Pacific Islands' Information

| | |
|-------------------------------|----------------|
| Pacific Islands' Achievements | Fund projects. |
|-------------------------------|----------------|

Pacific Islands' Funding Table

| American Samoa | CNMI | Guam | Micronesia | Marshall Islands | Palau | Regional | Total |
|----------------|------|------|------------|------------------|-------|----------|-------|
| \$0 | \$0 | \$0 | \$0 | \$0 | \$0 | | \$0 |

9. Distance Learning&Telemedicine Program

| | | | |
|-------------------------|---|-----------------------------|---------|
| Description | The Distance Learning and Telemedicine program helps rural communities use the unique capabilities of telecommunications to connect to each other and to the world, overcoming the effects of remoteness and low population density. For example, this program can link teachers and medical service providers in one area to students and patients in another. | | |
| Website | http://www.rd.usda.gov/programs-services/distance-learning-telemedicine-grants | | |
| Program Contact | Name | Email | Region |
| | Rocky Chenelle | Rocky.Chenelle@wdc.usda.gov | Pacific |
| Overall Program Funding | \$0 | | |

Pacific Islands' Information

Pacific Islands' Achievements Fund projects.

Pacific Islands' Funding Table

| American Samoa | CNMI | Guam | Micronesia | Marshall Islands | Palau | Regional | Total |
|----------------|------|------|------------|------------------|-------|----------|-------|
| \$0 | \$0 | \$0 | \$0 | \$0 | \$0 | | \$0 |

10. Emergency Community Water Assistance Grants

| | | | |
|-------------------------|---|-----------------------------|---------|
| Description | This program helps eligible communities prepare for, or recover from, an emergency that threatens the availability of safe, reliable drinking water for households and businesses. | | |
| Website | http://www.rd.usda.gov/programs-services/emergency-community-water-assistance-grants | | |
| Program Contact | Name | Email | Region |
| | Robin Pulkkinen | Robin.Pulkkinen@hi.usda.gov | Pacific |
| Overall Program Funding | \$0 | | |

Pacific Islands' Information

Pacific Islands' Achievements Fund projects in eligible areas.

Pacific Islands' Funding Table

| American Samoa | CNMI | Guam | Micronesia | Marshall Islands | Palau | Regional | Total |
|----------------|------|------|------------|------------------|-------|----------|-------|
| \$0 | \$0 | \$0 | \$0 | \$0 | \$0 | | \$0 |

11. Section 533 Housing Preservation Grant

| | | | |
|-------------------------|---|--------------------------|---------|
| Description | | | |
| Website | http://www.rd.usda.gov/programs-services/housing-preservation-grants | | |
| Program Contact | Name | Email | Region |
| | John Antonio | john.antonio@hi.usda.gov | Pacific |
| Overall Program Funding | \$0 | | |

Pacific Islands' Information

| | | | | | | | |
|---------------------------------------|---|------|------------|------------------|-------|----------|-------|
| Pacific Islands' Achievements | Program goal is to repair and rehabilitate housing owned or occupied by very low and low-income rural families located in rural areas with populations of 20,000 or less. Funding is provided to an entity that will operate a program which finances repair and rehabilitation activities for single family and small rental properties. | | | | | | |
| Pacific Islands' Funding Table | | | | | | | |
| American Samoa | CNMI | Guam | Micronesia | Marshall Islands | Palau | Regional | Total |
| \$0 | \$0 | \$0 | \$0 | \$0 | \$0 | | \$0 |

12. Intermediary Relending Program

| | | | | | | | |
|---------------------------------------|---|------|------------------------|------------------|-------|----------|-------|
| Description | The program provides 1% low-interest loans to local intermediaries that re-lend to businesses and for community development projects in rural communities. | | | | | | |
| Website | http://www.rd.usda.gov/programs-services/intermediary-relending-program | | | | | | |
| Program Contact | Name | | Email | | | Region | |
| | Denise Oda | | Denise.Oda@hi.usda.gov | | | Pacific | |
| Overall Program Funding | \$0 | | | | | | |
| Pacific Islands' Information | | | | | | | |
| Pacific Islands' Achievements | Fund projects in eligible areas. | | | | | | |
| Pacific Islands' Funding Table | | | | | | | |
| American Samoa | CNMI | Guam | Micronesia | Marshall Islands | Palau | Regional | Total |
| \$0 | \$0 | \$0 | \$0 | \$0 | \$0 | | \$0 |

13. Rural Community Development Initiative Grants

| | | | | | | | |
|---------------------------------------|---|------|-----------------------------|------------------|-------|----------|-------|
| Description | This program provides funding to help non-profit housing and community development organizations support housing, community facilities, and community and economic development projects in rural areas. | | | | | | |
| Website | http://www.rd.usda.gov/programs-services/rural-community-development-initiative-grants | | | | | | |
| Program Contact | Name | | Email | | | Region | |
| | Robin Pulkkinen | | Robin.Pulkkinen@hi.usda.gov | | | Pacific | |
| Overall Program Funding | \$0 | | | | | | |
| Pacific Islands' Information | | | | | | | |
| Pacific Islands' Achievements | Fund projects in eligible areas. | | | | | | |
| Pacific Islands' Funding Table | | | | | | | |
| American Samoa | CNMI | Guam | Micronesia | Marshall Islands | Palau | Regional | Total |
| \$0 | \$0 | \$0 | \$0 | \$0 | \$0 | | \$0 |

14. Rural Energy for America Program (REAP)

| | | | |
|-------------------------|---|------------------------|---------|
| Description | Provides guaranteed loan financing and grant funding to agricultural producers and rural small businesses to purchase or install renewable energy systems or make energy efficiency improvements. | | |
| Website | http://www.rd.usda.gov/programs-services/rural-energy-america-program-renewable-energy-systems-energy-efficiency | | |
| Program Contact | Name | Email | Region |
| | Denise Oda | Denise.Oda@hi.usda.gov | Pacific |
| Overall Program Funding | \$88,390 | | |

Pacific Islands' Information

Pacific Islands' Achievements Fund projects in eligible areas.

Pacific Islands' Funding Table

| American Samoa | CNMI | Guam | Micronesia | Marshall Islands | Palau | Regional | Total |
|----------------|------|----------|------------|------------------|-------|----------|----------|
| \$0 | \$0 | \$88,390 | \$0 | \$0 | \$0 | | \$88,390 |

15. Rural Microentrepreneur Assistance Program

| | | | |
|-------------------------|--|------------------------|---------|
| Description | Provides loans and grants to Microenterprise Development Organizations (MDOs) to: a. Provide microloans for microenterprise startups and growth through a Rural Microloan Revolving Fund, b. Provide training and technical assistance to microloan borrowers and micro entrepreneurs. | | |
| Website | http://www.rd.usda.gov/programs-services/rural-microentrepreneur-assistance-program | | |
| Program Contact | Name | Email | Region |
| | Denise Oda | Denise.Oda@hi.usda.gov | Pacific |
| Overall Program Funding | \$0 | | |

Pacific Islands' Information

Pacific Islands' Achievements Fund projects in eligible areas.

Pacific Islands' Funding Table

| American Samoa | CNMI | Guam | Micronesia | Marshall Islands | Palau | Regional | Total |
|----------------|------|------|------------|------------------|-------|----------|-------|
| \$0 | \$0 | \$0 | \$0 | \$0 | \$0 | | \$0 |

16. Socially-Disadvantaged Groups Grant

| | | | |
|-----------------|---|-------|--------|
| Description | Provides technical assistance to socially-disadvantaged groups through cooperatives and Cooperative Development Centers. | | |
| Website | http://www.rd.usda.gov/programs-services/socially-disadvantaged-groups-grant | | |
| Program Contact | Name | Email | Region |

| | | | | | | | |
|---------------------------------------|----------------------------------|------------------------|------------|------------------|-------|----------|-------|
| | Denise Oda | Denise.Oda@hi.usda.gov | Pacific | | | | |
| Overall Program Funding | \$0 | | | | | | |
| Pacific Islands' Information | | | | | | | |
| Pacific Islands' Achievements | Fund projects in eligible areas. | | | | | | |
| Pacific Islands' Funding Table | | | | | | | |
| American Samoa | CNMI | Guam | Micronesia | Marshall Islands | Palau | Regional | Total |
| \$0 | \$0 | \$0 | \$0 | \$0 | \$0 | | \$0 |

17. Special Evaluation Assistance for Rural Communities and Households (SEARCH)

| | | | | | | | |
|---------------------------------------|---|-----------------------------|------------|------------------|-------|----------|----------|
| Description | This program helps very small, financially distressed rural communities with predevelopment feasibility studies, design assistance, and technical assistance on proposed water and waste disposal projects. | | | | | | |
| Website | http://www.rd.usda.gov/programs-services/search-special-evaluation-assistance-rural-communities-and-households | | | | | | |
| Program Contact | Name | Email | | | | Region | |
| | Robin Pulkkinen | Robin.Pulkkinen@hi.usda.gov | | | | Pacific | |
| Overall Program Funding | \$60,000 | | | | | | |
| Pacific Islands' Information | | | | | | | |
| Pacific Islands' Achievements | Fund projects in eligible areas. | | | | | | |
| Pacific Islands' Funding Table | | | | | | | |
| American Samoa | CNMI | Guam | Micronesia | Marshall Islands | Palau | Regional | Total |
| \$30,000 | \$0 | \$0 | \$0 | \$30,000 | \$0 | | \$60,000 |

18. Mutual Self-Help Technical Assistance Grant

| | | | | | | | |
|---------------------------------------|--|--------------------------|--|--|--|---------|--|
| Description | This program assists lower income families in building their own homes when they are located in rural areas with populations of 20,000 or less. It provides funding to an entity which must give technical assistance to qualify and supervise small groups of families to build each other's homes. | | | | | | |
| Website | http://www.rd.usda.gov/programs-services/mutual-self-help-housing-technical-assistance-grants | | | | | | |
| Program Contact | Name | Email | | | | Region | |
| | John Antonio | john.antonio@hi.usda.gov | | | | Pacific | |
| Overall Program Funding | \$0 | | | | | | |
| Pacific Islands' Information | | | | | | | |
| Pacific Islands' Achievements | Fund projects. | | | | | | |
| Pacific Islands' Funding Table | | | | | | | |

| American Samoa | CNMI | Guam | Micronesia | Marshall Islands | Palau | Regional | Total |
|----------------|------|------|------------|------------------|-------|----------|-------|
| \$0 | \$0 | \$0 | \$0 | \$0 | \$0 | | \$0 |

19. Water&Waste Disposal Loan&Grant Program

| | | | | | | | |
|-------------------------|--|--|-----------------------------|--|--|---------|--|
| Description | This program provides funding for clean and reliable drinking water systems, sanitary sewage disposal, sanitary solid waste disposal, and storm water drainage to households and businesses in eligible rural areas. | | | | | | |
| Website | http://www.rd.usda.gov/programs-services/water-waste-disposal-loan-grant-program | | | | | | |
| Program Contact | Name | | Email | | | Region | |
| | Robin Pulkkinen | | Robin.Pulkkinen@hi.usda.gov | | | Pacific | |
| Overall Program Funding | \$0 | | | | | | |

Pacific Islands' Information

Pacific Islands' Achievements Fund projects in eligible areas.

Pacific Islands' Funding Table

| American Samoa | CNMI | Guam | Micronesia | Marshall Islands | Palau | Regional | Total |
|----------------|------|------|------------|------------------|-------|----------|-------|
| \$0 | \$0 | \$0 | \$0 | \$0 | \$0 | | \$0 |

20. Water&Waste Disposal Predevelopment Planning Grants

| | | | | | | | |
|-------------------------|---|--|-----------------------------|--|--|---------|--|
| Description | This program helps low-income communities with initial planning and development of an application for USDA Rural Development Water and Waste Disposal direct loan/grant and loan guarantee programs. | | | | | | |
| Website | http://www.rd.usda.gov/programs-services/water-waste-disposal-predevelopment-planning-grants | | | | | | |
| Program Contact | Name | | Email | | | Region | |
| | Robin Pulkkinen | | Robin.Pulkkinen@hi.usda.gov | | | Pacific | |
| Overall Program Funding | \$0 | | | | | | |

Pacific Islands' Information

Pacific Islands' Achievements Fund projects in eligible areas.

Pacific Islands' Funding Table

| American Samoa | CNMI | Guam | Micronesia | Marshall Islands | Palau | Regional | Total |
|----------------|------|------|------------|------------------|-------|----------|-------|
| \$0 | \$0 | \$0 | \$0 | \$0 | \$0 | | \$0 |

Department of Education (ED)

The mission of the Department of Education (ED) is to promote student achievement and preparation for global competitiveness by fostering educational excellence and ensuring equal access.

Department Website: <http://www.ed.gov/>

Office of Elementary and Secondary Education

The mission of the Office of Elementary and Secondary Education is to promote academic excellence, enhance educational opportunities and equity for all of America's children and families, and to improve the quality of teaching and learning by providing leadership, technical assistance and financial support.

Agency Website: <https://ed.gov/about/offices/list/oese/index.html>

Office of State Support

1. School Improvement Grants

| | | | |
|-------------------------|--|----------------------|-----------|
| Description | School Improvement Grants (SIGs), authorized under section 1003 of Title I of the Elementary and Secondary Education Act of 1965 (ESEA) as amended by the Every Student Succeeds Act (ESSA), are grants to state educational agencies (SEAs) that SEAs use to carry out their statewide system of technical assistance and support for local educational agencies (LEAs) identified for comprehensive support and improvement. The purpose of these subgrants is to provide adequate resources in order to substantially raise the achievement of students in the SEA's lowest-performing schools. | | |
| Program Contact | Name | Email | Region |
| | Megan Oberst | megan.oberst@ed.gov | Caribbean |
| | Katherine Cox | katherine.cox@ed.gov | Caribbean |
| Overall Program Funding | \$10,934,053 | | |

Caribbean Islands' Information

| | |
|---------------------------------|---|
| Caribbean Islands' Achievements | The Puerto Rico Department of Education has noted improvements in school climate, as seen, for example, in a reduction of disciplinary action, as well as increases in the use of data to inform decision-making. Thirty percent of schools with School Improvement Grant (SIG) awards had proficiency gains in English language arts and mathematics. The graduation rate also improved from school year 2012-2013 to 2014-2015. PRDE also reported improvements in family and community engagement. The State education agency (SEA) noted that schools have worked on developing alliances with the community and empowering parents. As part of the PRDE's technology integration process, they are relying more on technology to communicate with parents and the community. |
|---------------------------------|---|

Caribbean Islands' Funding Table

| U.S. Virgin Islands | Puerto Rico | Regional | Total |
|---------------------|--------------|----------|--------------|
| | \$10,934,053 | | \$10,934,053 |

2. Title I, Part A

| | |
|-------------|--|
| Description | The purpose of Title I is to provide all children significant opportunity to receive a fair, equitable, and high-quality education, and to close educational achievement gaps. |
|-------------|--|

| | | | |
|-------------------------|---|----------------------|-----------|
| Website | https://www2.ed.gov/policy/elsec/leg/essa/index.html | | |
| Program Contact | Name | Email | Region |
| | Megan Oberst | megan.oberst@ed.gov | Caribbean |
| | Katherine Cox | katherine.cox@ed.gov | Caribbean |
| Overall Program Funding | \$408,229,011 | | |

Caribbean Islands' Information

- Caribbean Islands' Achievements
- **In school year (SY) 2014-2015, Puerto Rico had 1,336 Title I-served schools across the islands, which accounts for 393,089 students. Of the total Title I-funded schools, 1,267 schools used a schoolwide Title I programs and 69 schools received targeted supports. These schools encompass the vast majority of public schools in Puerto Rico.**
 - **In SY 2014-2015 (the most recent data), the following students in targeted assistance Title I programs were proficient in mathematics: 1) grade 3 -- 63.77%, 2) grade 4 -- 46.53%, 3) grade 5 -- 27.04%, 4) grade 6 -- 11.02%, 5) grade 7 -- 3.62%, 6) grade 8 -- 4.08%, and 7) high school -- 5.20 %. The following students in schoolwide Title I programs were proficient in mathematics in SY 2014-2015: 1) grade 3 -- 73.04%, 2) grade 4 - - 57.04%, 3) grade 5 -- 42.04%, 4) grade 6 -- 17.99%, 5) grade 7 -- 7.69%, 6) grade 8 -- 7.10%, and 7) high school 5.40%.**
 - **In SY 2014-2015, the following students in targeted assistance Title I programs were proficient in reading/language arts: 1) grade 3 -- 47.12%, 2) grade 4 -- 36.30%, 3) grade 5 -- 33.52%, 4) grade 6 - 33.69%, 5) grade 7 -- 36.75%, 6) grade 8 -- 33.76%, and 7) high school -- 35.38%. In SY 2014-2015, the following students in schoolwide Title I programs were proficient in reading/language arts: 1) grade 3 -- 57.73%, 2) grade 4 -- 48.55%, 3) grade 5 -- 45.93%, 4) grade 6 -- 45.86%, 5) grade 7 -- 37.50%, 6) grade 8 -- 34.06%, and 7) high school 36.16%.**

Caribbean Islands' Funding Table

| U.S. Virgin Islands | Puerto Rico | Regional | Total |
|---------------------|---------------|----------|---------------|
| | \$408,229,011 | | \$408,229,011 |

3. Title II, Part A

| | |
|-------------|--|
| Description | <p>The purpose of the Title II, Part A program is to provide grants to State educational agencies and subgrants to local educational agencies to</p> <p>(1) increase student achievement consistent with the challenging State academic standards;</p> <p>(2) improve the quality and effectiveness of teachers, principals, and other school leaders;</p> |
|-------------|--|

| | | | |
|-------------------------|---|----------------------|-----------|
| | (3) increase the number of teachers, principals, and other school leaders who are effective in improving student academic achievement in schools; and | | |
| | (4) provide low-income and minority students greater access to effective teachers, principals, and other school leaders. | | |
| Website | https://www2.ed.gov/policy/elsec/leg/essa/index.html | | |
| Program Contact | Name | Email | Region |
| | Megan Oberst | megan.oberst@ed.gov | Caribbean |
| | Katherine Cox | katherine.cox@ed.gov | Caribbean |
| Overall Program Funding | \$69,339,681 | | |

Caribbean Islands' Information

Caribbean Islands' Achievements PRDE has leveraged Title II, Part A funds to support educator effectiveness through teacher induction programs, professional development, and a host of other initiatives for both public and private school teachers. PRDE has also utilized Title II, Part A funds to implement Puerto Rico's Equity plan, which aims to provide equitable access to excellent educators through improved recruitment efforts, mentorship programs, teacher incentives programs, and other initiatives.

In school year (SY) 2014-2015 (the most recent data), 72,257 core academic classes were taught by highly-qualified teachers.

Caribbean Islands' Funding Table

| U.S. Virgin Islands | Puerto Rico | Regional | Total |
|---------------------|--------------|----------|--------------|
| | \$69,339,681 | | \$69,339,681 |

4. Title III, Part A

| | |
|-------------|---|
| Description | <p>The purposes of the Title III, Part A program are to:</p> <p>(1) help ensure that English learners, including immigrant children and youth, attain English proficiency and develop high levels of academic achievement in English;</p> <p>(2) assist all English learners, including immigrant children and youth, to achieve at high levels in academic subjects so that all English learners can meet the same challenging State academic standards that all children are expected to meet;</p> <p>(3) assist teachers (including preschool teachers), principals and other school leaders, State educational agencies, local educational agencies, and schools in establishing, implementing, and sustaining effective language instruction educational programs designed to assist in teaching English learners, including immigrant children and youth;</p> <p>(4) assist teachers (including preschool teachers), principals and other school leaders, State educational agencies, and local educational agencies to develop and enhance their capacity to provide effective instructional programs designed to prepare English learners, including immigrant children and youth, to enter all-English instructional settings; and</p> |
|-------------|---|

| | | | |
|-------------------------|--|----------------------|-----------|
| | (5) promote parental, family, and community participation in language instruction educational programs for the parents, families, and communities of English learners. | | |
| Website | https://www2.ed.gov/policy/elsec/leg/essa/index.html | | |
| Program Contact | Name | Email | Region |
| | Megan Oberst | megan.oberst@ed.gov | Caribbean |
| | Katherine Cox | katherine.cox@ed.gov | Caribbean |
| Overall Program Funding | \$3,403,910 | | |

Caribbean Islands' Information

| | |
|---------------------------------|--|
| Caribbean Islands' Achievements | <p>PRDE ensures that districts and schools provide supplemental services for limited Spanish proficient (LSP) students through Title III, Part A. Such services include for example, summer and after-school programs for LSP students; parent, family, and community engagement activities; supplementary classroom materials; professional development and support for teachers of LSP students; and support around Spanish language proficiency standards and assessment implementation.</p> <p>In school year (SY) 2014-2015 (the most recent data), Puerto Rico identified 2,096 limited Spanish proficient students. All of these students received Title III, Part A services. Of this amount, 1,500 were tested on an annual English language proficiency assessment and 352 (or 23.47%) attained proficiency.</p> |
|---------------------------------|--|

Caribbean Islands' Funding Table

| U.S. Virgin Islands | Puerto Rico | Regional | Total |
|---------------------|-------------|----------|-------------|
| | \$3,403,910 | | \$3,403,910 |

Office of School Support and Rural Program

1. Consolidated Grants to Insular Areas Program

| | | | |
|-------------------------|--|---------------------|--------|
| Description | Authorized under 48 U.S.C. 1469a (Title V, Public Law 95-134) and U.S. Department of Education regulations at 34 CFR 76.125-76.137, an Insular Area may be awarded a Consolidated Grant for any two or more authorized formula grant programs and the grant funds may be used for one or more of the programs included in the Consolidated Grant. Twelve programs are eligible for consolidation under this program. Activities carried out by the Insular Areas include professional development for teachers and administrators to improve teaching and learning, activities to reduce class size, acquisition of supplemental instructional materials and technology for classrooms and libraries, after school programs for at-risk students, and parent outreach services to promote educational success. | | |
| Website | http://www2.ed.gov/programs/insular-areas/index.html | | |
| Program Contact | Name | Email | Region |
| | Britt Jung | Britt.Jung@ed.gov | Both |
| | Jamila Smith | Jamila.Smith@ed.gov | Both |
| Overall Program Funding | \$72,869,857 | | |

Pacific Islands' Funding Table

| American Samoa | CNMI | Guam | Micronesia | Marshall Islands | Palau | Regional | Total |
|----------------|------|------|------------|------------------|-------|----------|-------|
| | | | | | | | |

| | | | | | | |
|--------------|--------------|--------------|-----|-----|-----|--------------|
| \$18,633,389 | \$12,226,314 | \$26,413,292 | \$0 | \$0 | \$0 | \$57,272,995 |
|--------------|--------------|--------------|-----|-----|-----|--------------|

Caribbean Islands' Funding Table

| U.S. Virgin Islands | Puerto Rico | Regional | Total |
|---------------------|-------------|----------|--------------|
| \$15,596,862 | | | \$15,596,862 |

2. Education Grant Program for the Territories & Freely Associated States

| | | | |
|-------------------------|--|---------------------|--------|
| Description | This program is funded from a 1 percent set-aside from the appropriation for Title I, Part A Grants to Local Education Agencies (LEAs). Up to 5 million dollars may be reserved annually for discretionary grants to American Samoa, Guam, Commonwealth of the Northern Mariana Islands, the U.S. Virgin Islands and Republic of Palau, for programs that assist all students with meeting challenging academic State standards. Authorized activities include programs for teacher training, curriculum development, instructional materials, or general school improvement and reform. | | |
| Website | http://www.ed.gov/programs/tfasegp | | |
| Program Contact | Name | Email | Region |
| | Britt Jung | Britt.Jung@ed.gov | Both |
| | Jamila Smith | Jamila.Smith@ed.gov | Both |
| Overall Program Funding | \$2,831,873 | | |

Pacific Islands' Funding Table

| American Samoa | CNMI | Guam | Micronesia | Marshall Islands | Palau | Regional | Total |
|----------------|-----------|-----------|------------|------------------|-----------|----------|-------------|
| \$0 | \$765,349 | \$920,548 | \$0 | \$0 | \$904,501 | | \$2,590,398 |

Caribbean Islands' Funding Table

| U.S. Virgin Islands | Puerto Rico | Regional | Total |
|---------------------|-------------|----------|-----------|
| \$241,475 | | | \$241,475 |

Office of Academic Improvement

1. Striving Readers Comprehensive Literacy Program

| | | | |
|-------------------------|---|-------------------------|--------|
| Description | The purpose of this program is to create a comprehensive literacy program to advance literacy skills including pre-literacy skills, reading and writing for students from birth through grade 12, including limited-English-proficient students and students with disabilities. | | |
| Website | http://www2.ed.gov/programs/strivingreaders-literacy/literacyprofiles.html | | |
| Program Contact | Name | Email | Region |
| | | Rosemary.Fennell@ed.gov | |
| Overall Program Funding | \$640,134 | | |

Pacific Islands' Funding Table

| American Samoa | CNMI | Guam | Micronesia | Marshall Islands | Palau | Regional | Total |
|----------------|-----------|-----------|------------|------------------|-------|----------|-----------|
| \$204,291 | \$130,545 | \$305,298 | \$0 | \$0 | \$0 | | \$640,134 |

Office of Innovation and Improvement

1. Transition to Teaching Program (Local)

| | | | |
|-------------------------|---|---------------------|--------|
| Description | The Transition to Teaching program provides grants to: - Recruit and retain highly qualified midcareer professionals (including highly qualified paraprofessionals) and recent graduates of institutions of higher education (IHEs), as teachers in high-need schools, including recruiting teachers through alternative routes to teacher certification. - Encourage the development and expansion of the alternative routes to certification under state approved programs that enable individuals to be eligible for teacher certification within a reduced period of time, relying on the experiences, expertise, and academic qualifications of an individual or other factors in lieu of traditional course work in the field of education. | | |
| Website | http://www2.ed.gov/programs/transitionteach/index.html | | |
| Program Contact | Name | Email | Region |
| | Tyra Stewart | Tyra.Stewart@ed.gov | Both |
| Overall Program Funding | \$0 | | |

Pacific Islands' Information

| | |
|-------------------------------|---|
| Pacific Islands' Achievements | The American Samoa project has found success in providing face-to-face interviews with their participants which has helped them streamline their recruitment and selection strategies. With the assistance of TIT funds, American Samoa is now able to provide one to one interviews and effective advising to these participants. (ASDOE was granted a No Cost Extension for FY16) |
|-------------------------------|---|

Pacific Islands' Funding Table

| American Samoa | CNMI | Guam | Micronesia | Marshall Islands | Palau | Regional | Total |
|----------------|------|------|------------|------------------|-------|----------|-------|
| \$0 | \$0 | \$0 | \$0 | \$0 | \$0 | | \$0 |

Office of Career, Technical, and Adult Education

1. Adult Education - Basic Grants to States

| | |
|-------------|---|
| Description | <p>The purpose of this program is to create a partnership among the Federal Government, States, and localities to provide, on a voluntary basis, adult education and literacy activities, in order to--</p> <p>(1) assist adults to become literate and obtain the knowledge and skills necessary for employment and economic self-sufficiency;</p> <p>(2) assist adults who are parents or family members to obtain the education and skills that--</p> <p>(A) are necessary to becoming full partners in the educational development of</p> |
|-------------|---|

their children; and

(B) lead to sustainable improvements in the economic opportunities for their family;

(3) assist adults in attaining a secondary school diploma and in the transition to postsecondary education and training,

including through career pathways; and

(4) assist immigrants and other individuals who are English language learners in--

(A) improving their--

(i) reading, writing, speaking, and comprehension skills in English; and

(ii) mathematics skills; and

(B) acquiring an understanding of the American system of Government, individual freedom, and the responsibilities of citizenship.

| | | | |
|-------------------------|---|----------------------|--------|
| Website | http://www2.ed.gov/about/offices/list/ovae/pi/AdultEd/index.html | | |
| Program Contact | Name | Email | Region |
| | Cheryl Kennan | cheryl.keenan@ed.gov | Both |
| Overall Program Funding | \$11,805,494 | | |

Pacific Islands' Information

Pacific Islands' Achievements American Samoa began a workplace literacy program with the Tafuna International Airport Fire and Rescue office, literacy programs at Tafuna Correctional facility, and career pathways programs through the college's Trades and Technology division.

Guam leads the insular areas through its work to improve accountability, reporting, and standards implementation and shares its progress with the region. Guam has increased student retention in adult and career pathways programs through integration and referrals with its One-Stop system and other WIOA core partners.

CNMI is still rebounding from a category 5 typhoon that devastated the island in 2016. Despite this, CNMI's adult education program has partnered with local providers to develop a post-secondary transition program. Through course completion, students can receive college credits and financial assistance for college application and placement fees.

The Republic of Palau's adult education program has partnered with the local community college to leverage college access grants to fund postsecondary transitions. Students pursue career pathways in construction and automotive technology.

Pacific Islands' Funding Table

| American Samoa | CNMI | Guam | Micronesia | Marshall Islands | Palau | Regional | Total |
|----------------|------|------|------------|------------------|-------|----------|-------|
|----------------|------|------|------------|------------------|-------|----------|-------|

| | | | | | | |
|-----------|-----------|-----------|-----|-----|----------|-----------|
| \$197,772 | \$286,797 | \$443,356 | \$0 | \$0 | \$15,010 | \$942,935 |
|-----------|-----------|-----------|-----|-----|----------|-----------|

Caribbean Islands' Information

Caribbean Islands' Achievements U.S. Virgin Islands has identified multiple in-demand industries and sectors for career pathways programs. Some of these include: allied health, information technology, transportation, retail, leisure and hospitality.

Puerto Rico has developed four career pathways models and has offered assistance to its local providers to implement the models through new policy and training workshops.

Caribbean Islands' Funding Table

| U.S. Virgin Islands | Puerto Rico | Regional | Total |
|---------------------|--------------|----------|--------------|
| \$47,629 | \$10,814,930 | | \$10,862,559 |

2. Vocational Education - Basic Grants to States

| | | | |
|-------------------------|--|---------------------|--------|
| Description | Federal funds are made available to develop more fully the academic, career, and technical skills of secondary and postsecondary students who elect to enroll in career and technical education (CTE) programs. In accordance with the statute, states must allocate at least 85 percent of the funds to eligible recipients, which include local education agencies (LEAs), two- and four-year colleges and universities that offer sub baccalaureate CTE programs, area CTE centers, and postsecondary education institutions controlled by the Department of the Interior's Bureau of Indian Education (BIE). Vocational Education - Basic Grants to States program provide states with support for state leadership activities, administration of the state plan for CTE, and sub-grants to eligible recipients to improve CTE programs. | | |
| Website | http://www2.ed.gov/programs/ctesbg/contacts.html | | |
| Program Contact | Name | Email | Region |
| | Edward Smith | Edward.Smith@ed.gov | Both |
| Overall Program Funding | \$14,027,659 | | |

Pacific Islands' Funding Table

| American Samoa | CNMI | Guam | Micronesia | Marshall Islands | Palau | Regional | Total |
|----------------|------|------|------------|------------------|-----------|----------|-----------|
| \$0 | \$0 | \$0 | \$0 | \$0 | \$628,640 | | \$628,640 |

Caribbean Islands' Funding Table

| U.S. Virgin Islands | Puerto Rico | Regional | Total |
|---------------------|--------------|----------|--------------|
| \$399,684 | \$12,999,335 | | \$13,399,019 |

Office of Post-Secondary Education

1. Asian American & Native American Pacific Islander-Serving Institutions Program

| | |
|-------------|--|
| Description | This program provides grants and related assistance to Asian American and Native American Pacific Islander-serving institutions to enable such institutions to improve and expand their capacity to serve Asian Americans and Native |
|-------------|--|

| | | | |
|-------------------------|---|----------------------|--------|
| | American Pacific Islanders and low-income individuals. | | |
| Website | http://www2.ed.gov/programs/aanapi/index.html | | |
| Program Contact | Name | Email | Region |
| | Pearson Owens | Pearson.Owens@ed.gov | Both |
| Overall Program Funding | \$289,090 | | |

Pacific Islands' Information

Pacific Islands' Achievements Northern Marianas College opened the Promotion and Retention Opportunities for Advancement (PROA) Center which is the first of its kind for the college. The PROA Center houses a resource collection of several Chamorro and Carolinian books, dictionaries and other learning materials

Pacific Islands' Funding Table

| American Samoa | CNMI | Guam | Micronesia | Marshall Islands | Palau | Regional | Total |
|----------------|-----------|------|------------|------------------|-------|----------|-----------|
| \$0 | \$289,090 | \$0 | \$0 | \$0 | \$0 | | \$289,090 |

Office of Special Education and Rehabilitative Services

1. Early Intervention Program for Infants&Toddlers with Disabilities

| | | | |
|-------------------------|---|-------------------|--------|
| Description | <p>The IDEA Part C formula grant programs assist states in providing early intervention services to infants and toddlers with disabilities, and their families.</p> <p>FFY 2016 IDEA Part C Grants provide continuing support to States in:</p> <p>(1) Developing and implementing Statewide, comprehensive, coordinated, multidisciplinary, interagency systems that provide early intervention services for infants and toddlers with disabilities and their families;</p> <p>(2) Facilitating the coordination of payment for early intervention services from Federal, State, local, and private sources (including public and private insurance coverage);</p> <p>(3) Enhancing State capacity to provide quality early intervention services and expand and improve existing early intervention services being provided to infants and toddlers with disabilities and their families; and</p> <p>(4) Encouraging States to expand opportunities for children under 3 years of age who would be at-risk of having substantial developmental delay if they did not receive early intervention services.</p> | | |
| Website | http://www2.ed.gov/about/offices/list/osers/osep/index.html | | |
| Program Contact | Name | Email | Region |
| | Gregg Corr | Gregg.Corr@ed.gov | Both |
| Overall Program Funding | \$7,361,517 | | |

Pacific Islands' Funding Table

| American Samoa | CNMI | Guam | Micronesia | Marshall Islands | Palau | Regional | Total |
|----------------|------|------|------------|------------------|-------|----------|-------|
|----------------|------|------|------------|------------------|-------|----------|-------|

| | | | | | | |
|---|-------------|-------------|-------------|-----|-----|-------------|
| \$608,850 | \$467,090 | \$1,489,809 | \$0 | \$0 | \$0 | \$2,565,749 |
| Caribbean Islands' Funding Table | | | | | | |
| U.S. Virgin Islands | Puerto Rico | Regional | Total | | | |
| \$794,159 | \$4,001,609 | | \$4,795,768 | | | |

2. Special Education Programs

| | | | |
|-------------------------|--|-------------------|--------|
| Description | The IDEA Part B formula grant programs assist states in providing a free appropriate public education in the least restrictive environment for children with disabilities ages 3 through 21. | | |
| | FFY 2016 IDEA Part B grants provide continuing support to ensure: | | |
| | <p>(1) That all children with disabilities have available to them a free appropriate public education that emphasizes special education and related services designed to meet their unique needs and prepare them for further education, employment, and independent living;</p> <p>(2) That the rights of children with disabilities and their parents are protected;</p> <p>(3) To assist States, localities, educational service agencies, and Federal agencies to provide for the education of all children with disabilities; and</p> <p>(4) To assess and ensure the effectiveness of efforts to educate children with disabilities.</p> | | |
| Website | http://www.ed.gov/about/offices/list/osep | | |
| Program Contact | Name | Email | Region |
| | Gregg Corr | Gregg.Corr@ed.gov | Both |
| Overall Program Funding | \$161,542,434 | | |

| | | | | | | | |
|---------------------------------------|-------------|--------------|-------------|------------------|-------------|----------|--------------|
| Pacific Islands' Funding Table | | | | | | | |
| American Samoa | CNMI | Guam | Micronesia | Marshall Islands | Palau | Regional | Total |
| \$6,368,582 | \$4,839,486 | \$14,120,991 | \$3,885,738 | \$1,682,329 | \$1,011,239 | | \$31,908,365 |

| | | | |
|---|---------------|----------|---------------|
| Caribbean Islands' Funding Table | | | |
| U.S. Virgin Islands | Puerto Rico | Regional | Total |
| \$8,975,061 | \$120,659,008 | | \$129,634,069 |

Environmental Protection Agency (EPA)

The mission of EPA is to protect human health and the environment.

EPA's purpose is to ensure that:

Department Website: <http://www.epa.gov>

Pacific Islands Program

Agency Website: <https://www.epa.gov/aboutepa/epa-pacific-islands>

1. Consolidated Environmental Protection Grants

| | | | |
|-------------------------|---|------------------------|---------|
| Description | EPA supports local environmental agencies in American Samoa, CNMI, and Guam through annual consolidated grants that combine allocations from a broad range of environmental programs including hazardous waste, non-point source water pollution, water quality monitoring, air quality, and pesticides. Local environmental agencies also receive support from local governments through fees and other funds. | | |
| Website | http://www3.epa.gov/region9/islands/ | | |
| Program Contact | Name | Email | Region |
| | John McCarroll | Mccarroll.john@epa.gov | Pacific |
| Overall Program Funding | \$8,771,775 | | |

Pacific Islands' Information

| | |
|-------------------------------|---|
| Pacific Islands' Achievements | Supported local environmental regulatory agencies in the Pacific Islands to achieve safer drinking water and safer beaches, prevent fuel spills, improve the safety of pesticides, improve solid waste and hazardous waste handling, and increase recycling rates. Provided training and maintained certification for environmental laboratory certification in all US-affiliated Pacific Islands. Through EPA's "Making a Visible Difference" project in American Samoa, provided an additional \$150,000 in support to identify and prioritize new sources of fresh drinking water. |
|-------------------------------|---|

Pacific Islands' Funding Table

| American Samoa | CNMI | Guam | Micronesia | Marshall Islands | Palau | Regional | Total |
|----------------|-------------|-------------|------------|------------------|-------|----------|-------------|
| \$2,703,861 | \$2,813,719 | \$3,254,195 | N/E | N/E | N/E | | \$8,771,775 |

2. Water&Wastewater Construction Grants

| | | | |
|-------------------------|--|---------------------|--------|
| Description | EPA supports local water utilities through grants for the design and construction of wastewater collection, treatment, and disposal facilities, as well as drinking water treatment and distribution systems. EPA Region 9 has significantly increased its infrastructure funding to American Samoa, Guam, and CNMI, providing more than \$220M in construction funds to the Pacific territories since 2009, for numerous individual projects to improve drinking water and sewer systems. | | |
| Website | http://www3.epa.gov/region9/islands/ | | |
| Program Contact | Name | Email | Region |
| | | Lee.Michael@epa.gov | |
| Overall Program Funding | \$24,104,536 | | |

Pacific Islands' Information

| | |
|-------------------------------|---|
| Pacific Islands' Achievements | As a result of increased infrastructure funding, plus technical assistance and enforcement, drinking water safety has improved dramatically in the American |
|-------------------------------|---|

Samoa, Guam, and CNMI. During the last several years health-based violations in these jurisdictions have gone from common to rare. In 2016, 82% of residents in the Pacific territories had consistent access to safe drinking water, representing a dramatic increase over the prior 15 years.

Pacific Islands' Funding Table

| American Samoa | CNMI | Guam | Micronesia | Marshall Islands | Palau | Regional | Total |
|----------------|-------------|-------------|------------|------------------|-------|----------|--------------|
| \$8,894,536 | \$6,410,000 | \$8,800,000 | N/E | N/E | N/E | | \$24,104,536 |

3. Diesel Emission Reduction Act (DERA)

| | | | |
|-------------------------|---|---------------------------|--------|
| Description | EPA supports the reduction of diesel emissions through grants to states, territories, and tribes. In 2015, EPA provided \$42,000 to American Samoa Power Authority to support a microgrid solar photovoltaic storage system on Ofu in order to reduce emissions from diesel generators. | | |
| Website | http://www3.epa.gov/region9/islands/ | | |
| Program Contact | Name | Email | Region |
| | | Martynowicz.trina@epa.gov | |
| Overall Program Funding | \$70,715 | | |

Pacific Islands' Information

| | |
|-------------------------------|--|
| Pacific Islands' Achievements | EPA's DERA grant was part of the federal support to help American Samoa achieve 100% renewable energy on the islands of Tau and Ofu, among only a few islands in the world to achieve 100% renewable energy. |
|-------------------------------|--|

Pacific Islands' Funding Table

| American Samoa | CNMI | Guam | Micronesia | Marshall Islands | Palau | Regional | Total |
|----------------|------|------|------------|------------------|-------|----------|----------|
| \$70,715 | \$0 | \$0 | N/E | N/E | N/E | | \$70,715 |

4. Brownfields Program

| | | | |
|-------------------------|---|---------------------------|---------|
| Description | EPA's Superfund Program provides emergency preparedness and response services to impacted communities, as well as Brownfields grants and targeted assessments to help bring contaminated properties back into productive use. In a declared disaster, EPA coordinates its emergency response functions closely with FEMA, as well as other federal and local government agencies. | | |
| Program Contact | Name | Email | Region |
| | Noemi Emeric-Ford | emeric-ford.noemi@epa.gov | Pacific |
| | Harry Allen | allen.harryl@epa.gov | Pacific |
| Overall Program Funding | \$0 | | |

Pacific Islands' Information

| | |
|-------------------------------|---|
| Pacific Islands' Achievements | In FY2016, EPA was part of the federal response to Typhoon Soudelor, the worst storm to hit Saipan, CNMI in nearly 30 years. EPA provided on-scene coordinators for months on Saipan where it helped FEMA and the Army Corps of Engineers provide drinking water after the water system was knocked out across the entire island. EPA also helped on-site with debris management, including collecting and sampling 733 damaged |
|-------------------------------|---|

electrical transformers, and addressing household hazardous waste.

In FY2016, as part of the "Making a Visible Difference" project in American Samoa, EPA also funded a \$90,000 Targeted Brownfields Assessment as the first phase of clean-up and development at the former Rainmaker Hotel site, a key part of the American Samoa Government's economic development plan.

Department of Health and Human Services (HHS)

It is the mission of the U.S. Department of Health & Human Services (HHS) to enhance and protect the health and well-being of all Americans. We fulfill that mission by providing for effective health and human services and fostering advances in medicine, public health, and social services.

Department Website: www.hhs.gov

Assistant Secretary for Health (ASH)

The Office of the Assistant Secretary for Health (OASH) mobilizes leadership in science and prevention for a healthier nation.

Agency Website: <https://www.hhs.gov/ash>

Office of Population Affairs

Office of Family Planning

1. Title X Family Planning Program

| | | | |
|-------------------------|--|------------------------|---------|
| Description | The Title X Office of Family Planning Grant Program provides funding to entities to establish and operate voluntary family planning services projects, which provide family planning services to all persons desiring such services, with priority for services to persons from low-income families. Family planning services include clinical family planning and related preventive health services; information, education and counseling related to family planning; and, referral services as indicated. None of the funds appropriated under this title can be used in programs where abortion is a method of family planning. | | |
| Website | http://www.hhs.gov/opa/title-x-family-planning | | |
| Program Contact | Name | Email | Region |
| | Rebecca McTall | Rebecca.McTall@hhs.gov | Pacific |
| Overall Program Funding | \$1,169,000 | | |

Pacific Islands' Information

Pacific Islands' Achievements: None reported.

Pacific Islands' Funding Table

| American Samoa | CNMI | Guam | Micronesia | Marshall Islands | Palau | Regional | Total |
|----------------|------|------|------------|------------------|-------|----------|-------|
|----------------|------|------|------------|------------------|-------|----------|-------|

| | | | | | | | |
|-----------|-----------|-----------|-----------|-----------|-----------|--|-------------|
| \$276,000 | \$189,000 | \$145,000 | \$325,000 | \$129,000 | \$105,000 | | \$1,169,000 |
|-----------|-----------|-----------|-----------|-----------|-----------|--|-------------|

Office on Women's Health

1. College Sexual Assault Policy and Prevention Initiative

| | | | | | | | |
|---------------------------------------|------|----------------------|------------|----------------------|-------|----------|-----------|
| Description | | | | | | | |
| Website | | www.womenshealth.gov | | | | | |
| Program Contact | | Name | | Email | | Region | |
| | | Ms. Keiva Nelson | | keiva.nelson@hhs.gov | | Pacific | |
| Overall Program Funding | | \$250,000 | | | | | |
| Pacific Islands' Information | | | | | | | |
| Pacific Islands' Achievements | | Pending | | | | | |
| Pacific Islands' Funding Table | | | | | | | |
| American Samoa | CNMI | Guam | Micronesia | Marshall Islands | Palau | Regional | Total |
| | | \$250,000 | | | | | \$250,000 |
| Caribbean Islands' Information | | | | | | | |
| Caribbean Islands' Achievements | | not applicable | | | | | |

Office of Pacific Health

1. Healthcare Service Planning Tool Development for Freely Associated States

| | | | | | | | |
|---------------------------------------|------|---|------------|-------------------------|-------|-----------|-----------|
| Description | | | | | | | |
| Website | | https://insightpolicyresearchinc.sharepoint.com/OASHInsularAreas/Project_2/default.aspx | | | | | |
| Program Contact | | Name | | Email | | Region | |
| | | Subroto Banerji | | subroto.banerji@hhs.gov | | Pacific | |
| | | Bonnie Preston | | bonnie.preston@hhs.gov | | Pacific | |
| Overall Program Funding | | \$200,000 | | | | | |
| Pacific Islands' Information | | | | | | | |
| Pacific Islands' Achievements | | Project awarded in last month of FY 16. Implementation began in October 2016 (FY 17) | | | | | |
| Pacific Islands' Funding Table | | | | | | | |
| American Samoa | CNMI | Guam | Micronesia | Marshall Islands | Palau | Regional | Total |
| | | | | | | \$200,000 | \$200,000 |
| Caribbean Islands' Information | | | | | | | |
| Caribbean | | n/a | | | | | |

Islands' Achievements

2. Healthcare Workforce Strategic Planning

| | | | |
|-------------------------|---|-------------------------|-----------|
| Description | | | |
| Website | https://insightpolicyresearchinc.sharepoint.com/OASHInsularAreas/Project_3/default.aspx | | |
| Program Contact | Name | Email | Region |
| | Subroto Banerji | subroto.banerji@hhs.gov | Pacific |
| | Bonnie Preston | bonnie.preston@hhs.gov | Pacific |
| | Marline Vignier | marline.vignier@hhs.gov | Caribbean |
| Overall Program Funding | \$120,000 | | |

Pacific Islands' Information

Pacific Islands' Achievements Project awarded in last month of FY 16. Implementation began in October 2016 (FY 17)

Pacific Islands' Funding Table

| American Samoa | CNMI | Guam | Micronesia | Marshall Islands | Palau | Regional | Total |
|----------------|------|------|------------|------------------|-------|----------|----------|
| | | | | | | \$80,000 | \$80,000 |

Caribbean Islands' Funding Table

| U.S. Virgin Islands | Puerto Rico | Regional | Total |
|---------------------|-------------|----------|----------|
| | | \$40,000 | \$40,000 |

3. Collaboration with Office of Management and Budget for MAX implementation

| | | | |
|-------------------------|---|-------------------------|--------|
| Description | This project is a collaboration between the Department of Health and Human Services (HHS), Office of Assistant Secretary for Health and the Department of the Interior (DOI), Office of Insular Affairs (OIA). The objective of this project is to support an online interdepartmental data collection system using MAX.gov leading to a report which summarizes Federal financial assistance to the U.S. Insular Areas located in the Pacific Ocean and the Caribbean Sea, and the Commonwealth of Puerto Rico. This report is shared and discussed at the annual Interagency Group on Insular Areas (IGIA) meeting. | | |
| Website | https://community.max.gov/display/Grants/U.S.+Federal+Financial+Assistance+to+the+U.S+Insular+Ar | | |
| Program Contact | Name | Email | Region |
| | Subroto Banerji | subroto.banerji@hhs.gov | Both |
| Overall Program Funding | \$25,000 | | |

Pacific Islands' Funding Table

| American Samoa | CNMI | Guam | Micronesia | Marshall Islands | Palau | Regional | Total |
|----------------|------|------|------------|------------------|-------|----------|----------|
| | | | | | | \$18,750 | \$18,750 |

Caribbean Islands' Funding Table

| U.S. | Puerto Rico | Regional | Total |
|------|-------------|----------|-------|
| | | | |

| | | | |
|----------------|------|---------|---------|
| Virgin Islands | Rico | | |
| | | \$6,250 | \$6,250 |

Office of Adolescent Health

1. Youth to Youth

| | | | |
|-------------------------------------|---|------------------------|---------|
| Description | Youth to Youth in Health | | |
| | Location: Majuro, MH | | |
| | Annual Funding: \$583,000 | | |
| | <p>Project Overview: Youth to Youth in Health (YTYH) was awarded a Teen Pregnancy Prevention (TPP) grant from the Office of Adolescent Health under the U.S. Department of Health and Human Services for FY 2015 to FY 2019 to Replicate Evidence-Based TPP Programs to Scale in Communities with Greatest Need using a Holistic Approach (Grant #TP1AH000090). The main goal of the project is to reduce rates of unintended pregnancy rates and STIs by 40% in the Marshall Islands. The project intends to 1) implement evidence-based teen pregnancy prevention curricula within seven schools reaching students in 6th through 10th grades; 2) utilize partners to form Community Advisory Groups (CAG) and Youth Leadership Councils (YLC) as well as produce materials for media dissemination; and 3) implement an evidence-based teen pregnancy prevention curriculum and create a referral system to connect services with Ministry of Health (MOH) Family Planning Clinics.</p> | | |
| | <p>Evidence-Based TPP Programs Used: <i>Draw the Line/Respect the Line, Reducing the Risk, Safer Sex Intervention</i></p> | | |
| | <p>Key Partners: Ministry of Health (MOH), Ministry of Education (MOE), Marshall Islands Epidemiology Prevention Initiatives (MIEPI)</p> | | |
| | <p>Target Population: Youth in 6th-10th grade in the Marshall Islands</p> | | |
| | <p>Geographic Area Served (Urbanicity of Community): 3 communities in the Marshall Islands; Majuro (Delap, Uliga, and Darrita or the Eastern side of the atoll); Laura (the western side of Majuro); Ebeye Island and the connected islands of Loi and Guegeegue, of Kwajalein</p> | | |
| | <p>Teen Birth Rate in Area Served (Per 1,000): 85</p> | | |
| | <p>Target Number of Youth Served (Per year): 2,000</p> | | |
| Program Contact | Name | Email | Region |
| | Todd Mulroy | y2ytp@gmail.com | Pacific |
| | Nicole Bennett | nicole.bennett@hhs.gov | Pacific |
| Overall Program Funding | \$583,000 | | |
| Pacific Islands' Information | | | |

Pacific Islands' Achievements

During FY16, or Year 1 (the Planning Year) of Grant #TP1AH000090, Youth to Youth in Health:

- **Successfully completed almost all of the planning year milestones, despite a delay in hiring of the Project Director and staff and a delay in receiving funds from PMS, which were not secured until November 2015. However, the Project Director worked to hire staff at the start of 2016, setting the program up for the success.**
- **Successfully determined evidence-based program selection, program fit, and worked closely with project partners to pilot test and implement three of the evidence-based programs – Draw the Line/Respect the Line with Middle Schools, Reducing the Risk with High Schools, and the Safer Sex Intervention.**
- **Worked with a review team and implementation team to test and review the material for medical accuracy, age-appropriateness, and inclusivity.**
- **Staff traveled long distances on multiple occasions through Year 1 for important meetings and trainings sponsored by OAH including: Grantee Orientation, RTR Training in South Carolina, DTL/RTL Training in San Diego, the Community Mobilization Training in Denver, and the grantee conference in Baltimore. The Project Director prioritized these trainings for the staff and worked to balance program activities with the need for professional development. This will set the grant program up well for implementation and scaling in future years.**
- **Developed plans for healthcare referrals and clinical linkages**
- **Collected performance measures for the implementation of EBPs during Year 1.**
- **Overcame significant challenges outside of their control such as drought, a Pink Eye Epidemic, Power Outages, tuberculosis outbreaks, and a State of Emergency. YTYH noted that "this made it difficult to maintain a positive moral amongst the team." However, despite hardship, the Project Director maintained a positive outlook and worked with staff to ensure their time at work was productive as well as ensuring their families were taken care of in time of need.**
- **Successfully translated all program material into the native language – Marshallese.**
- **Successfully registered for MAX.gov and uploaded key items.**

Performance Measure Data

- **During FY16, there were 15 brochures/newsletters/e-newsletters, 3 press releases, 4 radio/TV advertisements, 3 newspaper articles, 3 text blasts, 4 Facebook posts, and 1 Billboard. Additionally, there was 1 presentation at a National Conference, 2 presentations a statewide conference, and 28**
-

- local meetings/events.**
- **During FY 16, there were 4 formal partners and 7 informal partners.**
- **During FY 16, there were 43 new intervention facilitators trained.**
- **Youth to Youth in Health implemented DTL/RTL with 606 youth with 100% of youth receiving 75% or more of the sessions. A total of 68 youth received the pilot of Reducing the Risk, with 100% attendance.**

| Pacific Islands' Funding Table | | | | | | | |
|---------------------------------------|------|------|------------|------------------|-------|----------|-----------|
| American Samoa | CNMI | Guam | Micronesia | Marshall Islands | Palau | Regional | Total |
| | | | | \$583,000 | | | \$583,000 |

Assistant Secretary for Preparedness and Response (ASPR)

The Office of the Assistant Secretary for Preparedness and Response (ASPR) was created under the Pandemic and All Hazards Preparedness Act in the wake of Katrina to lead the nation in preventing, preparing for, and responding to the adverse health effects of public health emergencies and disasters. ASPR focuses on preparedness planning and response; building federal emergency medical operational capabilities; countermeasures research, advance development, and procurement; and grants to strengthen the capabilities of hospitals and health care systems in public health emergencies and medical disasters. The office provides federal support, including medical professionals through ASPR's National Disaster Medical System, to augment state and local capabilities during an emergency or disaster.

Agency Website: <https://www.phe.gov/about/aspr/Pages/default.aspx>

1. Hospital Preparedness Program (HPP)

| | | | |
|-------------------------|--|-----------------------|-----------|
| Description | As the only source of federal funding that supports regional health care system preparedness, HPP promotes a sustained national focus to improve patient outcomes, minimize the need for supplemental state and federal resources during emergencies, and enable rapid recovery. | | |
| Website | http://www.phe.gov/Preparedness/planning/hpp/Pages/default.aspx | | |
| Program Contact | Name | Email | Region |
| | Kevin Sheehan | Kevin.sheehan@hhs.gov | Pacific |
| | Eugene Ripper | Eugene.ripper@hhs.gov | Pacific |
| | Sharon Cox | sharon.cox@hhs.gov | Caribbean |
| Overall Program Funding | \$4,605,337 | | |

| Pacific Islands' Funding Table | | | | | | | |
|---------------------------------------|-----------|-----------|------------|------------------|-----------|----------|-------------|
| American Samoa | CNMI | Guam | Micronesia | Marshall Islands | Palau | Regional | Total |
| \$278,422 | \$270,356 | \$374,754 | \$276,806 | \$268,005 | \$255,373 | | \$1,723,716 |

| Caribbean Islands' Funding Table | | | | | | | |
|---|--|--|--|--|--|--|--|
| | | | | | | | |

| | | | |
|---------------------|-------------|----------|-------------|
| U.S. Virgin Islands | Puerto Rico | Regional | Total |
| \$305,611 | \$2,576,010 | | \$2,881,621 |

2. Ebola Supplemental Program

| | | | | | | | |
|---|---|-----------------------|-------------|------------------|-----------|-----------|-------------|
| Description | The funding provided through the <i>Hospital Preparedness Program (HPP) Ebola Preparedness and Response Activities</i> is intended to ensure the nation's health care system is ready to safely and successfully identify, isolate, assess, transport, and treat patients with Ebola or patients under investigation for Ebola, and that it is well prepared for a future Ebola outbreak. While the focus will be on preparedness for Ebola, it is likely that preparedness for other novel, highly pathogenic diseases will also be enhanced through these activities. | | | | | | |
| Program Contact | Name | Email | | | | Region | |
| | Kevin Sheehan | Kevin.sheehan@hhs.gov | | | | Pacific | |
| | Eugene Ripper | Eugene.ripper@hhs.gov | | | | Pacific | |
| | Sharon Cox | sharon.cox@hhs.gov | | | | Caribbean | |
| Overall Program Funding | \$2,491,546 | | | | | | |
| Pacific Islands' Funding Table | | | | | | | |
| American Samoa | CNMI | Guam | Micronesia | Marshall Islands | Palau | Regional | Total |
| \$205,978 | \$205,978 | \$214,944 | \$208,967 | \$205,978 | \$202,989 | | \$1,244,834 |
| Caribbean Islands' Funding Table | | | | | | | |
| U.S. Virgin Islands | Puerto Rico | Regional | Total | | | | |
| \$208,967 | \$1,037,745 | | \$1,246,712 | | | | |

Assistant Secretary for Program Evaluation (ASPE)

The **Assistant Secretary for Planning and Evaluation (ASPE)** advises the Secretary of the Department of Health and Human Services on policy development in health, disability, human services, data, and science; and provides advice and analysis on economic policy. The ASPE leads special initiatives; coordinates the Department's evaluation, research, and demonstration activities; and manages cross-Department planning activities such as strategic planning, legislative planning, and review of regulations. Integral to this role, The ASPE conducts research and evaluation studies; develops policy analyses; and estimates the cost and benefits of policy alternatives under consideration by the Department or Congress.

Agency Website: <https://aspe.hhs.gov/>

Office of Health Policy

The Office of Health Policy provides a cross-cutting policy perspective that bridges Departmental programs, public and private sector activities, and the research community, in order to develop, analyze, coordinate and provide leadership on health policy issues for the Secretary. HP carries out this mission by conducting policy, economic and budget analyses, assisting in the development and review of

regulations, assisting in the development and formulation of budgets and legislation, assisting in survey design efforts, as well as conducting and coordinating research, evaluation, and information dissemination on issues relating to health policy.

Agency Website: <https://aspe.hhs.gov/office-health-policy-hp>

Division of Public Health Policy

1. Building a Network of Champions to Support a Strategy for Telehealth in the USAPIs

| | | | |
|-------------------------|--|------------------------|---------|
| Description | <p>The Pacific Basin Telehealth Research Center, PBTRC, works to enhance the telehealth capacity in the USAPIs. This project had 2 parts. First, it brought together a total of 34 potential physician and administrative telehealth champions from all six U.S. Pacific Island jurisdictions, to form a network that could plan a strategy for improving the infrastructure for telehealth in the USAPIs and see that strategy through to implementation. With funding under an ASPE/Mathematica contract, PBTRC was able to supplement existing travel funds to support the travel of 11 clinicians and health administrators from the six Pacific Jurisdictions, rather than convening as a virtual group for a "Champion Building Workshop". The primary goals were to:</p> <p>The second part of the project was to conduct two-case tests of telehealth and telecommunications in support of nursing resource development in the USAPIs.</p> | | |
| Website | http://www.pbtrc.org/2016-usapi-telehealth-workshop/ | | |
| Program Contact | Name | Email | Region |
| | Andre Chappelle | Andre.Chappel@hhs.gov | Both |
| | Bonnie Preston | Bonnie.Preston@hhs.gov | Pacific |
| Overall Program Funding | \$80,000 | | |

Pacific Islands' Information

| | |
|-------------------------------|--|
| Pacific Islands' Achievements | <p>The highly successful in-person workshop included on-site demonstrations of telehealth and distance learning applications; enabled PBTRC to engage and foster champions' leadership, and produced next steps for implementation in the jurisdictions. Each jurisdiction outlined specific steps they would take with agreement on the need to:</p> <p>Inventory, test and plan for telecommunication connectivity</p> <p>Obtain direct secure messaging – this will be provided to USAPI healthcare providers through an existing partnership along with training and ongoing support</p> <p>Incorporate Project ECHO (Extension for Community Healthcare Outcomes) – PBTRC, OASH RIX and University of Hawaii will work to conduct long-term planning and:</p> <ul style="list-style-type: none"> ◦bring current Hawaii Project ECHO programs to the USAPIs ◦determine next steps to make a project for chronic kidney disease a reality |
|-------------------------------|--|

Raise telehealth awareness and buy-in from partners and agencies

In addition to the workshop, two use-case studies tested telehealth and telecommunication options to address nursing workforce issues: one use case tested a webinar platform for distance-based learning among USAPI nursing education programs and another tested implementation of an existing online testing package in one jurisdiction - Palau.

The Zoom Platform[1] for distance-based learning was successfully tested in two ways:

With USAPI Nursing Programs during a 3-day Pacific Island Network for Nursing Education Directors workshop in Honolulu and during follow-up meetings at the national hospital in Koror, Palau

A standardized testing program that had been purchased for the Pacific from ATI Nursing Education, but not fully implemented, was tested at Palau Community College and deemed a moderate success. Clear steps were outlined by the college for the incorporation of additional ATI features.

The Zoom platform has already achieved greater use in the Pacific to increase learning and networking opportunities. With assistance from PBTRC, the Pacific Basin Medical Association's annual conference held in RMI October 3-5 was broadcast using the Zoom platform, enabling over 12 physicians and nurses from Palau and FSM to participate from a distance. In addition, Zoom was used by presenters in Australia, Kosrae and Guam.

In addition, on October 20th, clinicians from RMI, Palau and Pohnpei participated in an ECHO-Hawaii case consultation with UH clinical Endocrinologists using Zoom.

[1]The Zoom platform offers the advantages of utilizing minimal bandwidth, having lower relative fees, being Wi-Fi compatible and HIPAA secure.

| American Samoa | CNMI | Guam | Micronesia | Marshall Islands | Palau | Regional | Total |
|----------------|------|------|------------|------------------|-------|----------|----------|
| | | | | | | \$80,000 | \$80,000 |

Administration for Community Living (ACL)

The mission of the Administration for Community Living (ACL) is to maximize the independence, well-being, and health of older adults, people with disabilities across the lifespan, and their families and caregivers. ACL provides national leadership and direction to plan, manage, develop, and raise awareness of comprehensive and coordinated systems of long-term services and support that enable older Americans and individuals with disabilities, including intellectual, developmental, and physical disabilities, to maintain their health and independence in their homes and communities. ACL programs support strong State, Tribal, Flag Territories and local community networks designed to respond to the needs of persons with disabilities, older Americans, and their families through advocacy, systems change and capacity building to ensure access to needed community services, individualized supports, and other

forms of assistance that promote self-determination, independence, productivity, and integration and inclusion in all facets of community life.

Agency Website: <http://www.acl.gov>

1. Administration on Aging (AOA) - Older Americans Act (OAA)

| | | | |
|-------------------------|--|---------------------------|---------|
| Description | The AoA provides funding for the following OAA Programs: | | |
| | <ul style="list-style-type: none"> • Title III B: Supportive services include: transportation, information and assistance, legal, health promotion, socialization, in home services, pension counseling, adult day care. • Title III C: Congregate nutrition, home delivered meals and nutrition educational programs. • Title III E: The National Family Caregiver Support Program provides assistance to families and caregivers of elderly persons. Services include information, assistance, caregiver training, counseling and support, respite care, and supplemental services. • Title VII: Ombudsman and elder abuse prevention. | | |
| Website | http://www.aoa.acl.gov/ | | |
| Program Contact | Name | Email | Region |
| | Darrick Lam | Darrick.lam@acl.hhs.gov | Pacific |
| | Dennis Dudley | Dennis.dudley@acl.hhs.gov | Pacific |
| Overall Program Funding | \$26,657,831 | | |

Pacific Islands' Information

Pacific Islands' Achievements To promotes the well-being of older individuals by providing services and programs designed to help them live independently in their homes and communities..

Pacific Islands' Funding Table

| American Samoa | CNMI | Guam | Micronesia | Marshall Islands | Palau | Regional | Total |
|----------------|-----------|-------------|------------|------------------|-------|----------|-------------|
| \$1,441,220 | \$805,989 | \$3,418,068 | N/E | N/E | N/E | | \$5,665,277 |

Caribbean Islands' Funding Table

| U.S. Virgin Islands | Puerto Rico | Regional | Total |
|---------------------|--------------|----------|--------------|
| \$3,196,055 | \$17,796,499 | | \$20,992,554 |

2. Administration on Disabilities (AoD) Programs

| | |
|-------------|--|
| Description | The AoD works with states, communities, and partners in the disability networks to increase the independence, productivity, and community integration of individuals with disabilities. Under authorities provided by the Developmental Disabilities Act (DD Act), the Rehabilitation Act, the Help America Vote Act, the Assistive Technology Act of 1998, and the Public Health Service Act, the AoD works to improve opportunities for people with disabilities to access quality |
|-------------|--|

| | | | |
|-------------------------|--|------------------------------|-----------------|
| | services and supports, achieve economic self-sufficiency, and experience equality and inclusion in all facets of community life. | | |
| Website | http://www.acl.gov/Programs/AoD/Index.aspx | | |
| Program Contact | Name | Email | Region |
| | Jennifer Johnson | jennifer.johnson@acl.hhs.gov | [Please Choose] |
| Overall Program Funding | \$2,717,729 | | |

Pacific Islands' Information

Pacific Islands' Achievements To promote self-determination, independence, productivity, integration, and inclusion in all facets of community for people with developmental disabilities; and to promote the independent living philosophy of consumer control, self-help and self-advocacy, development of peer relationships and peer role models, and equal access for individuals with significant disabilities to all aspects of society.

Pacific Islands' Funding Table

| American Samoa | CNMI | Guam | Micronesia | Marshall Islands | Palau | Regional | Total |
|----------------|-----------|-----------|------------|------------------|-------|----------|-------------|
| \$992,099 | \$774,764 | \$950,866 | N/E | N/E | N/E | | \$2,717,729 |

3. Office of Healthcare Information and Counseling (OHIC) - State Health Insurance Assistance Program (SHIP)&Senior Medicare Patrol (SMP)

| | | | |
|-------------------------|--|-----------------------------|---------|
| Description | The SHIP and SMP help Medicare and Medicaid beneficiaries (and people nearing the age of eligibility) understand the complexities of these programs and educate them on how to prevent fraud, waste and abuse. | | |
| Website | SHIP - http://www.acl.gov/Programs/CIP/OHIC/SHIP.aspx SMP - http://www.acl.gov/Programs/CIP/OHIC/SMP.aspx | | |
| Program Contact | Name | Email | Region |
| | Melissa Simpson | Melissa.Simpson@acl.hhs.gov | Pacific |
| Overall Program Funding | \$184,979 | | |

Pacific Islands' Information

Pacific Islands' Achievements

- SHIP - to strengthen the capability of grantees to support a community-based, grassroots network of local SHIP offices that provide personalized counseling, education, and outreach to assist Medicare beneficiaries with their Medicare related questions.
- SMP - to empower seniors through increased awareness and understanding of healthcare programs.

Pacific Islands' Funding Table

| American Samoa | CNMI | Guam | Micronesia | Marshall Islands | Palau | Regional | Total |
|----------------|------|-----------|------------|------------------|-------|----------|-----------|
| \$0 | \$0 | \$139,102 | N/E | N/E | N/E | | \$139,102 |

Caribbean Islands' Funding Table

| U.S. Virgin Islands | Puerto Rico | Regional | Total |
|---------------------|-------------|----------|----------|
| \$45,877 | | | \$45,877 |

4. University Centers for Excellence in Developmental Disabilities Education, Research and Service (UCEDD) - University of Guam Office of Academic and Student Affairs

| | | | |
|-------------------------|---|----------------------------|-----------------|
| Description | From its inception in 1993, Guam Center for Excellence in Developmental Disabilities, Education, Research and Services (CEDDERS) has evolved into a dynamic organization that aims to build bridges with partners to create stronger linkages, programs, services, and supports to positively impact the quality of life of individuals with developmental disabilities and their families. | | |
| Website | www.guamcedders.org | | |
| Program Contact | Name | Email | Region |
| | Shawn Callaway | Shawn.Callaway@acl.hhs.gov | [Please Choose] |
| | Carla Thomas | carla.thomas@acl.hhs.gov | [Please Choose] |
| Overall Program Funding | \$547,000 | | |

Pacific Islands' Information

| | |
|-------------------------------|--|
| Pacific Islands' Achievements | Under the Core Function of Interdisciplinary Pre-Service Preparation, efforts continued to finalize the completion of the Pacific Vision Instruction Project (Pacific VIP). While the majority of the scholars had completed their degree requirements, several needed extra time and practicum supervision to ensure that 1 of 40 all program requirements were met to not only meet their graduate degree requirements, but to also earn their certification as teachers of visually impaired (TVI) and in Orientation and Mobility (O&M). Guam CEDDERS is very pleased with the outcome of this project, as there are now trained professionals to teach children with visual impairments in the region. There were no teachers with this specialization prior to this program. |
|-------------------------------|--|

Pacific Islands' Funding Table

| American Samoa | CNMI | Guam | Micronesia | Marshall Islands | Palau | Regional | Total |
|----------------|------|-----------|------------|------------------|-------|----------|-----------|
| N/E | N/E | \$547,000 | N/E | N/E | N/E | | \$547,000 |

5. Developmental Disabilities Council

| | | | |
|-------------------------|--|--------------------------|-----------------|
| Description | The DD Council's mission is to promote systems change to ensure that individuals with developmental disabilities and their families have the same opportunities as others in the community. We shall continue to work hard to amplify the voice of individuals with disabilities and their families. The Councils accomplishes this mission by helping to ensure that individuals with developmental disabilities and their family members play a vital role in the design of and access to quality delivery of services, supports and other assistance and opportunities. | | |
| Program Contact | Name | Email | Region |
| | Sara Newell-Perez | sara.newell@acl.hhs.gov | [Please Choose] |
| | Carla Thomas | carla.thomas@acl.hhs.gov | [Please Choose] |
| Overall Program Funding | \$2,044,075 | | |

| Pacific Islands' Information | | | | | | | |
|---|---|-----------|-------------|------------------|-------|----------|-----------|
| Pacific Islands' Achievements | The Councils shall work to promote the independence, productivity, integration and inclusion of those with developmental disabilities into the community. To achieve or fulfill this mission, the American Samoa and CNMI Councils on Developmental Disabilities shall invest in people and organization that are committed to serving people with developmental disabilities and their families. | | | | | | |
| Pacific Islands' Funding Table | | | | | | | |
| American Samoa | CNMI | Guam | Micronesia | Marshall Islands | Palau | Regional | Total |
| \$259,286 | \$259,286 | \$259,286 | N/E | N/E | N/E | | \$777,858 |
| Caribbean Islands' Funding Table | | | | | | | |
| U.S. Virgin Islands | Puerto Rico | Regional | Total | | | | |
| \$259,286 | \$1,006,931 | | \$1,266,217 | | | | |

6. University Centers for Excellence in Developmental Disabilities Education, Research and Service (UCEDD) - Pacific Basin Program

| Description | <p>The Center on Disability Studies (CDS) was established in 1988 as the Hawai'i University Affiliated Program, and is a charter member of a National Network of University Centers, the Association of University Centers on Disability (AUCD). This national network of university centers focuses on education, research, and service activities which impact upon the quality of life of persons with disabilities in each state. CDS began in 1988 with core funding of only \$250,000 and a staff of four. The CDS now receives funding based on an approved Strategic Plan for a five-year cycle from the Administration on Developmental Disabilities.</p> <p>The Center on Disability Studies (CDS) is located at the University of Hawai'i at Manoa in the College of Education. The mission of the CDS is to promote diverse abilities across the lifespan through interdisciplinary training, research, and service.</p> | | | | | | |
|---------------------------------------|--|----------------------------|-----------------|------------------|-------|----------|-------|
| Website | www.nmcnet.edu | | | | | | |
| Program Contact | Name | Email | Region | | | | |
| | Shawn Callaway | shawn.callaway@acl.hhs.gov | [Please Choose] | | | | |
| | Carla Thomas | carla.thomas@acl.hhs.gov | [Please Choose] | | | | |
| Overall Program Funding | \$0 | | | | | | |
| Pacific Islands' Funding Table | | | | | | | |
| American Samoa | CNMI | Guam | Micronesia | Marshall Islands | Palau | Regional | Total |
| | | | | | | \$ | \$0 |

7. Protection and Advocacy for Developmental Disabilities

| | |
|-------------|--|
| Description | Protection and Advocacy for Individuals with Disabilities (PADD) is the first P&A program, created by the Developmental Disabilities Assistance and Bill of Rights (DD) Act of 1975. P&A agencies are required by the Act to pursue legal, |
|-------------|--|

administrative and other appropriate remedies to protect and advocates for the rights of individuals with developmental disabilities under all applicable federal and state laws. The DD Act provided for the governor of each state to designate an agency to be the P&A and to assure that the P&A was, and would remain, independent of any service provider. Most entities designated as P&As are private non-profit organizations created specifically for the purpose of conducting the P&A programs. However, some P&As are part of state government, a few are hybrid quasi-public agencies, and a few P&As reside within civil legal services programs. Subsequent P&A statutes, with a single exception (CAP), provide for the new P&A programs to be housed within the same agency designated by the governors under PADD.

| | | | |
|-------------------------|----------------|--------------------------|-----------------|
| Website | www.nmpasi.com | | |
| Program Contact | Name | Email | Region |
| | Clare Huerta | clare.huerta@acl.hhs.gov | [Please Choose] |
| | Carla Thomas | carla.thomas@acl.hhs.gov | [Please Choose] |
| Overall Program Funding | \$1,159,817 | | |

Pacific Islands' Information

Pacific Islands' Achievements
 Monitored and reviewed any laws, regulations and policies to safeguard against violation of related rights, advocated to prevent abuse and neglect against people with disabilities, collaborated with other authorities engaged in prevention/investigation of abuse and ensured children protective services were trained for forensic interview of children with disabilities. Educational collaboration efforts with various village districts, various church organization where we could better reach out to the under/unserved clients. AS will also reach out to the schools to target students with disabilities. Community outreach & awareness program will help target various church organization, other association group such as coalition as well as various village district. These clients may not be served or underserved, but are other groups and attend church.

Pacific Islands' Funding Table

| American Samoa | CNMI | Guam | Micronesia | Marshall Islands | Palau | Regional | Total |
|----------------|-----------|-----------|------------|------------------|-------|----------|-----------|
| \$208,581 | \$208,581 | \$208,581 | N/E | N/E | N/E | | \$625,743 |

Caribbean Islands' Funding Table

| U.S. Virgin Islands | Puerto Rico | Regional | Total |
|---------------------|-------------|----------|-----------|
| \$208,581 | \$325,493 | | \$534,074 |

Administration for Children and Families (ACF)

The Administration for Children and Families' (ACF) mission is to foster health and well-being by providing federal leadership, partnership and resources for the compassionate and effective delivery of human services.

Agency Website: <http://www.acf.gov>

1. Administration for Native Americans (ANA) Program

| | | | |
|-------------------------|--|---------------------------------|--------|
| Description | The Administration for Native Americans (ANA) Program promotes the goal of social and economic self-sufficiency of American Indians, Alaska Natives, Native Hawaiians, and other Native American Pacific Islanders, including Native Samoans. Self-sufficiency is that level of development at which a Native American community can control and internally generate resources to provide for the needs of its members and meet its own economic and social goals. Some of the ANA grants to the Outer Pacific have included Social and Economic Development; Improve the Well-Being of Children-Native American Healthy Marriage Initiative; and the Grant Languages Program. | | |
| Website | http://www.acf.hhs.gov/programs/ana/ | | |
| Program Contact | Name | Email | Region |
| | Carmelia Strickland | Carmelia.strickland@acf.hhs.gov | Both |
| Overall Program Funding | \$2,495,810 | | |

Pacific Islands' Funding Table

| American Samoa | CNMI | Guam | Micronesia | Marshall Islands | Palau | Regional | Total |
|----------------|-----------|-----------|------------|------------------|-------|----------|-------------|
| \$1,096,400 | \$433,768 | \$965,642 | N/E | N/E | N/E | | \$2,495,810 |

2. Child Care Development Fund Mandatory Matching (CCDF)

| | | | |
|-------------------------|--|------------------------|---------|
| Description | The CCDF assists low-income families, families receiving temporary public assistance, and those transitioning from public assistance in obtaining child care so they can work or attend training/education. The CCDF also is intended to assist States in delivering high-quality, coordinated early childhood care and education services to maximize parents' options and support parents trying to achieve independence from public assistance. Its resources are used by States to assist them in improving the overall quality of child care services and to increase the number and percentage of low-income children in high quality child care settings. | | |
| Website | http://www.acf.hhs.gov/programs/occ/ccdf-reauthorization | | |
| Program Contact | Name | Email | Region |
| | Abby Cohen | Abby.cohen@acf.hhs.gov | Pacific |
| Overall Program Funding | \$11,073,787 | | |

Pacific Islands' Funding Table

| American Samoa | CNMI | Guam | Micronesia | Marshall Islands | Palau | Regional | Total |
|----------------|-------------|-------------|------------|------------------|-------|----------|--------------|
| \$3,611,209 | \$2,259,071 | \$5,203,507 | N/E | N/E | N/E | | \$11,073,787 |

3. Child Support Enforcement (CSE)

| | |
|-------------|--|
| Description | The goal of the CSE program, established in 1975 under Title IV-D of the Social Security Act, is to ensure that children are supported financially by both parents. Designed as a joint Federal, State, and local partnership, the program involves 54 separate State and territory systems, each with its own unique laws and procedures. The program is usually run by State and local human service |
|-------------|--|

agencies, often with the help of prosecuting attorneys and other law enforcement officials as well as officials of family or domestic relations courts. At the Federal level, the Department of Health and Human Services provides technical assistance and funding to states through the Office of Child Support Enforcement and also operates the Federal Parent Locator System, a computer matching system that locates non-custodial parents who owe child support.

| | | | |
|-------------------------|---|------------------------|---------|
| Website | http://www.acf.hhs.gov/programs/css/grants | | |
| Program Contact | Name | Email | Region |
| | Elsie Wing | Elise.wing@acf.hhs.gov | Pacific |
| Overall Program Funding | \$4,783,397 | | |

Pacific Islands' Funding Table

| American Samoa | CNMI | Guam | Micronesia | Marshall Islands | Palau | Regional | Total |
|----------------|------|-------------|------------|------------------|-------|----------|-------------|
| \$0 | \$0 | \$4,783,397 | N/E | N/E | N/E | | \$4,783,397 |

4. Child Support Enforcement - State Access&Visitation

| | | | |
|-------------------------|--|------------------------|--------|
| Description | The Office of Child Support Enforcement administers the Access and Visitation Program to help children gain access to their noncustodial parents. Access and Visitation Program grantees submit program data annually. | | |
| Website | http://www.acf.hhs.gov/programs/css/grants/access-visitation | | |
| Program Contact | Name | Email | Region |
| | | Elise.wing@acf.hhs.gov | |
| Overall Program Funding | \$100,000 | | |

Pacific Islands' Funding Table

| American Samoa | CNMI | Guam | Micronesia | Marshall Islands | Palau | Regional | Total |
|----------------|------|-----------|------------|------------------|-------|----------|-----------|
| \$0 | \$0 | \$100,000 | N/E | N/E | N/E | | \$100,000 |

5. Childrens Bureau (CB) Program: Child Abuse and Prevention and Treatment Act (CAPTA)

| | | | |
|-------------------------|--|---------------------------|---------|
| Description | The Child Abuse Prevention and Treatment Act (CAPTA) provides funds for States to improve their child protective service systems (CPS). Reauthorized by the Keeping Children and Families Safe Act of 2003, the program requires States to provide assurances in their five-year Child and Family Services plan that the State is operating a Statewide child abuse and neglect program. | | |
| Website | http://www.acf.hhs.gov/programs/cb/resource/capta-state-grants | | |
| Program Contact | Name | Email | Region |
| | Debra Samples | Debra.Samples@acf.hhs.gov | Pacific |
| Overall Program Funding | \$176,660 | | |

Pacific Islands' Funding Table

| American Samoa | CNMI | Guam | Micronesia | Marshall Islands | Palau | Regional | Total |
|----------------|----------|----------|------------|------------------|-------|----------|-----------|
| \$56,732 | \$54,920 | \$65,008 | N/E | N/E | N/E | | \$176,660 |

6. Childrens Bureau (CB) Program: Child Welfare Title IV-B Subpart 1

| | | | | | | | |
|---------------------------------------|--|---------------------------|------------|------------------|-------|----------|-----------|
| Description | Child Welfare Title IV-B Subpart 1 provides grants to States and Indian tribes for programs directed toward the goal of keeping families together. They include preventive intervention so that, if possible, children will not have to be removed from their homes. If this is not possible, children are placed in foster care and reunification services are available to encourage the return of children who have been removed from their families. Services are available to children and their families without regard to income. | | | | | | |
| Website | http://www.acf.hhs.gov/programs/cb/resource/title-iv-b-subpart-1-ssa | | | | | | |
| Program Contact | Name | Email | | | | Region | |
| | Debra Samples | Debra.Samples@acf.hhs.gov | | | | Pacific | |
| Overall Program Funding | \$655,949 | | | | | | |
| Pacific Islands' Funding Table | | | | | | | |
| American Samoa | CNMI | Guam | Micronesia | Marshall Islands | Palau | Regional | Total |
| \$181,781 | \$150,477 | \$323,691 | N/E | N/E | N/E | | \$655,949 |

7. Childrens Bureau (CB) Program: Children's Justice Act

| | | | | | | | |
|---------------------------------------|---|---------------------------|------------|------------------|-------|----------|-----------|
| Description | The Children's Justice Act (CJA) provides grants to States to improve the investigation, prosecution and judicial handling of cases of child abuse and neglect, particularly child sexual abuse and exploitation, in a manner that limits additional trauma to the child victim. This also includes the handling of child fatality cases in which child abuse or neglect is suspected and some cases of children with disabilities and serious health problems who also are victims of abuse and neglect. | | | | | | |
| Website | http://www.acf.hhs.gov/programs/cb/resource/childrens-justice-act | | | | | | |
| Program Contact | Name | Email | | | | Region | |
| | Debra Samples | Debra.Samples@acf.hhs.gov | | | | Pacific | |
| Overall Program Funding | \$166,819 | | | | | | |
| Pacific Islands' Funding Table | | | | | | | |
| American Samoa | CNMI | Guam | Micronesia | Marshall Islands | Palau | Regional | Total |
| \$54,247 | \$53,104 | \$59,468 | N/E | N/E | N/E | | \$166,819 |

8. Childrens Bureau (CB) Program: Community-based Child Abuse Prevention (CBCAP)

| | |
|-------------|--|
| Description | Community-Based Child Abuse Prevention (CBCAP) programs were established by Title II of the Child Abuse Prevention and Treatment Act Amendments of 1996 and most recently reauthorized by the CAPTA Reauthorization Act of 2010. The purpose is to: 1) support community-based efforts to develop, operate, expand, enhance, and coordinate initiatives, programs, and activities to prevent child abuse and neglect and to support the coordination of resources and activities to better strengthen and support families to reduce the likelihood of child abuse and neglect. 2) and to foster understanding, appreciation and knowledge of diverse populations in order to effectively prevent and treat child abuse and neglect. |
|-------------|--|

| | | | |
|-------------------------|---|---------------------------|---------|
| Website | http://www.acf.hhs.gov/programs/cb/resource/cbcap-state-grants | | |
| Program Contact | Name | Email | Region |
| | Debra Samples | Debra.Samples@acf.hhs.gov | Pacific |
| Overall Program Funding | \$600,000 | | |

Pacific Islands' Funding Table

| American Samoa | CNMI | Guam | Micronesia | Marshall Islands | Palau | Regional | Total |
|----------------|-----------|-----------|------------|------------------|-------|----------|-----------|
| \$200,000 | \$200,000 | \$200,000 | N/E | N/E | N/E | | \$600,000 |

9. Childrens Bureau (CB) Program: Promoting Safe&Stable Families (PSSF)

| | | | |
|-------------------------|---|---------------------------|---------|
| Description | The primary goals of Promoting Safe and Stable Families (PSSF) are to prevent the unnecessary separation of children from their families, improve the quality of care and services to children and their families, and ensure permanency for children by reuniting them with their parents, by adoption or by another permanent living arrangement. States are to spend most of the funding for services that address: family support, family preservation, time-limited family reunification and adoption promotion and support. | | |
| Website | http://www.acf.hhs.gov/programs/cb/resource/pssf-program | | |
| Program Contact | Name | Email | Region |
| | Debra Samples | Debra.Samples@acf.hhs.gov | Pacific |
| Overall Program Funding | \$701,214 | | |

Pacific Islands' Funding Table

| American Samoa | CNMI | Guam | Micronesia | Marshall Islands | Palau | Regional | Total |
|----------------|-----------|-----------|------------|------------------|-------|----------|-----------|
| \$192,378 | \$158,826 | \$350,010 | N/E | N/E | N/E | | \$701,214 |

10. Childrens Bureau (CB) Program: Promoting Safe and Stable Families (PSSF) Caseworker Visitation

| | | | |
|-------------------------|--|---------------------------|---------|
| Description | These funds support the home-visiting services for young parents with first babies and other family-based services, respite care for caregivers of children with special needs and numerous other unique and innovative programs and services that local communities rely on for at risk families. | | |
| Website | http://www.acf.hhs.gov/programs/cb/resource/pssf-program | | |
| Program Contact | Name | Email | Region |
| | Debra Samples | Debra.Samples@acf.hhs.gov | Pacific |
| Overall Program Funding | \$31,390 | | |

Pacific Islands' Funding Table

| American Samoa | CNMI | Guam | Micronesia | Marshall Islands | Palau | Regional | Total |
|----------------|---------|----------|------------|------------------|-------|----------|----------|
| \$7,868 | \$5,665 | \$17,857 | N/E | N/E | N/E | | \$31,390 |

11. Community Services Block Grant (CSBG)

| | | | |
|-------------------------|---|-------------------------|---------|
| Description | The Community Services Block Grant (CSBG) provides states and territories with funds to provide a range of services to address the needs of low-income individuals to ameliorate the causes and conditions of poverty. CSBG is administered by the Office of Community Services, ACF. | | |
| Website | http://www.acf.hhs.gov/programs/ocs/programs/csbg | | |
| Program Contact | Name | Email | Region |
| | Issac Davis | Isaac.Davis@acf.hhs.gov | Pacific |
| Overall Program Funding | \$2,480,082 | | |

Pacific Islands' Funding Table

| American Samoa | CNMI | Guam | Micronesia | Marshall Islands | Palau | Regional | Total |
|----------------|-----------|-----------|------------|------------------|-------|----------|-------------|
| \$976,675 | \$579,059 | \$924,348 | N/E | N/E | N/E | | \$2,480,082 |

12. Family Violence Prevention Grant Program

| | | | |
|-------------------------|---|-----------------------------|---------|
| Description | This program assists states and territories, through sub-awards to local public agencies, or nonprofit private organizations (including faith-based and charitable organizations, community-based organizations, tribal organizations, and voluntary associations), to prevent incidents of family violence, domestic violence, and dating violence; provide immediate shelter, supportive services, and access to community-based programs for victims of family violence, domestic violence, or dating violence, and their dependents; and provide specialized services for children exposed to family violence, domestic violence, or dating violence, underserved populations, and victims who are members of racial and ethnic minority populations. | | |
| Website | http://www.acf.hhs.gov/programs/fysb/programs/family-violence-prevention-services | | |
| Program Contact | Name | Email | Region |
| | Angela Yannellii | Angela.Yannelli@acf.hhs.gov | Pacific |
| Overall Program Funding | \$435,000 | | |

Pacific Islands' Funding Table

| American Samoa | CNMI | Guam | Micronesia | Marshall Islands | Palau | Regional | Total |
|----------------|-----------|-----------|------------|------------------|-------|----------|-----------|
| \$145,000 | \$145,000 | \$145,000 | N/E | N/E | N/E | | \$435,000 |

13. Head Start Program

| | | | |
|-----------------|--|-------|--------|
| Description | Head Start and Early Head Start are comprehensive child development programs which serve children from birth to age five, pregnant women, and their families. They are child-focused programs and have the overall goal of increasing the school readiness of young children in low-income families. Grants are awarded by the ACF Regional Offices and the Head Start Bureau's American Indian and Migrant Program Branches directly to local public agencies, private organizations, Indian tribes and school systems for the purpose of operating Head Start programs at the community level. | | |
| Website | http://www.acf.hhs.gov/programs/ohs | | |
| Program Contact | Name | Email | Region |

| | | | | | | | |
|---------------------------------------|-------------|---------------------|------------|------------------|-------------|----------|-------------|
| | Jan Len | Jan.Len@acf.hhs.gov | Pacific | | | | |
| Overall Program Funding | \$9,415,996 | | | | | | |
| Pacific Islands' Funding Table | | | | | | | |
| American Samoa | CNMI | Guam | Micronesia | Marshall Islands | Palau | Regional | Total |
| \$2,466,506 | \$2,829,539 | \$2,615,685 | N/E | N/E | \$1,504,266 | | \$9,415,996 |

14. Low income Home Energy Assistance (LIHEAP)

| | | | | | | | |
|---------------------------------------|---|--------------------------------|------------|------------------|-------|----------|-------------|
| Description | The Low-Income Home Energy Assistance Program (LIHEAP) is for States, territories, and Indian tribes and tribal organizations that wish to assist low-income households in meeting the costs of home energy may apply for LIHEAP. Congress established the formula for distributing funds to states based on each state's share of home energy expenditures by low-income households. | | | | | | |
| Website | http://www.acf.hhs.gov/programs/ocs/programs/liheap | | | | | | |
| Program Contact | Name | Email | | | | Region | |
| | Josephine Ragoadia | josephine.ragoadia@acf.hhs.gov | | | | Pacific | |
| Overall Program Funding | \$1,101,858 | | | | | | |
| Pacific Islands' Funding Table | | | | | | | |
| American Samoa | CNMI | Guam | Micronesia | Marshall Islands | Palau | Regional | Total |
| \$278,661 | \$212,202 | \$610,995 | N/E | N/E | N/E | | \$1,101,858 |

15. Personal Responsibility Education Program (PREP)

| | | | | | | | |
|---------------------------------------|---|--------------------------------|------------|------------------|-----------|----------|-----------|
| Description | The State Personal Responsibility Education Program (PREP) is to enable states to support personal responsibility education programs that replicate evidence-based effective program models or substantially incorporate elements of effective programs that have been proven on the basis of scientific research to change behavior, which means delaying sexual activity, increasing condom or contraceptive use for sexually active youth, and/or reducing pregnancy among youth. Funds must be utilized to educate adolescents on both abstinence and contraception to prevent pregnancy and sexually transmitted infections (STIs), including HIV/AIDS, and at least three adulthood preparation subjects. | | | | | | |
| Website | http://www.acf.hhs.gov/programs/fysb/programs/adolescent-pregnancy-prevention http://www.acf.hhs.gov/programs/fysb/programs/adolescent-pregnancy-prevention | | | | | | |
| Program Contact | Name | Email | | | | Region | |
| | Jewellynne Tinsley | Jewellynne.Tinsley@ACF.hhs.gov | | | | Both | |
| Overall Program Funding | \$500,000 | | | | | | |
| Pacific Islands' Funding Table | | | | | | | |
| American Samoa | CNMI | Guam | Micronesia | Marshall Islands | Palau | Regional | Total |
| N/A | N/A | N/A | N/A | \$250,000 | \$250,000 | | \$500,000 |

16. Runaway & Homeless Youth (RHY) Grant

| | | | |
|-------------------------|---|-------------------------------|---------|
| Description | Runaway and Homeless Youth (RHY) funds youth shelters that provide emergency shelter, food, clothing, outreach services, and crisis intervention for runaway and homeless youth. The shelters also help reunite youth with their families, whenever possible. RHY grants include; Transitional Living Program, Street Outreach and Basic Centers. | | |
| Website | http://www.acf.hhs.gov/programs/fysb/programs/runaway-homeless-youth | | |
| Program Contact | Name | Email | Region |
| | Deborah Oppenheim | Deborah.oppenheim@acf.hhs.gov | Pacific |
| Overall Program Funding | \$197,000 | | |

Pacific Islands' Funding Table

| American Samoa | CNMI | Guam | Micronesia | Marshall Islands | Palau | Regional | Total |
|----------------|------|-----------|------------|------------------|-------|----------|-----------|
| \$70,000 | \$0 | \$127,000 | N/E | N/E | N/E | | \$197,000 |

17. Social Services Block Grant (SSBG)

| | | | |
|-------------------------|--|------------------------------|---------|
| Description | The Social Services Block Grant (SSBG) funds States, territories, and insular areas for the provision of social services directed at achieving economic self-sufficiency, preventing or remedying neglect, abuse, or the exploitation of children and adults, preventing or reducing inappropriate institutionalization, and securing referrals for institutional care, where appropriate. | | |
| Website | http://www.acf.hhs.gov/programs/ocs/programs/social-services-block-grant-program | | |
| Program Contact | Name | Email | Region |
| | Lynwood Mcdaniel | Lynwood.mcdaniel@acf.hhs.gov | Pacific |
| Overall Program Funding | \$384,100 | | |

Pacific Islands' Funding Table

| American Samoa | CNMI | Guam | Micronesia | Marshall Islands | Palau | Regional | Total |
|----------------|----------|-----------|------------|------------------|-------|----------|-----------|
| \$56,293 | \$54,635 | \$273,172 | N/E | N/E | N/E | | \$384,100 |

18. State Domestic Violence Coalitions Program

| | | | |
|-----------------|---|-------|--------|
| Description | The FVPSA Program provides formula grant funding for State Domestic Violence Coalitions. Coalitions provide education, support, and technical assistance to domestic violence service providers in their State in order to establish and maintain shelter and supportive services. Each Coalition also serves as an information clearinghouse, primary point of contact, and resource center on domestic violence for the State and supports the development of policies, protocols, and procedures to enhance domestic violence intervention and prevention. | | |
| Website | http://www.acf.hhs.gov/programs/fysb/programs/family-violence-prevention-services/programs/state-dv | | |
| Program Contact | Name | Email | Region |

| | | | | | | | |
|---------------------------------------|-----------------|-----------------------------|------------|------------------|-------|----------|-----------|
| | Angela Yannelli | angela.yannelli@acf.hhs.gov | Pacific | | | | |
| Overall Program Funding | \$776,787 | | | | | | |
| Pacific Islands' Funding Table | | | | | | | |
| American Samoa | CNMI | Guam | Micronesia | Marshall Islands | Palau | Regional | Total |
| \$258,929 | \$258,929 | \$258,929 | N/E | N/E | N/E | | \$776,787 |

19. Temporary Assistance for Needy Families (TANF)

| | | | | | | | |
|---------------------------------------|--|------------------------|------------|------------------|-------|----------|-------------|
| Description | The Temporary Assistance for Needy Families (TANF) program provides assistance and work opportunities to needy families by granting states the federal funds and wide flexibility to develop and implement their own welfare programs. | | | | | | |
| Website | http://www.acf.hhs.gov/programs/ofa/programs/tanf | | | | | | |
| Program Contact | Name | Email | | | | Region | |
| | Julie Fong | Julie.Fong@acf.hhs.gov | | | | Pacific | |
| Overall Program Funding | \$4,686,000 | | | | | | |
| Pacific Islands' Funding Table | | | | | | | |
| American Samoa | CNMI | Guam | Micronesia | Marshall Islands | Palau | Regional | Total |
| \$0 | \$0 | \$4,686,000 | N/E | N/E | N/E | | \$4,686,000 |

20. Abstinence Education Grant Program (AEGP)

| | | | | | | | |
|---------------------------------------|--|--------------------------------|------------|------------------|-------|----------|----------|
| Description | The Title V State AEGP provides funding to States and Territories for abstinence education, and where appropriate, mentoring, counseling and adult supervision to promote abstinence from sexual activity. | | | | | | |
| Website | http://www.acf.hhs.gov/programs/fysb/content/programs | | | | | | |
| Program Contact | Name | Email | | | | Region | |
| | Jewell Tinsley | Jewellynne.Tinsley@ACF.hhs.gov | | | | Both | |
| Overall Program Funding | \$47,492 | | | | | | |
| Pacific Islands' Funding Table | | | | | | | |
| American Samoa | CNMI | Guam | Micronesia | Marshall Islands | Palau | Regional | Total |
| \$0 | \$0 | \$0 | \$47,492 | \$0 | | | \$47,492 |

21. Family Violence Prevention & Services Act (FVPSA) Statewide Domestic Violence Coalition Grant Program

| | | | | | | | |
|-------------|---|--|--|--|--|--|--|
| Description | This program assists states and territories, through sub-awards to local public agencies, or nonprofit private organizations (including faith-based and charitable organizations, community-based organizations, tribal organizations, and voluntary associations), to prevent incidents of family violence, domestic | | | | | | |
|-------------|---|--|--|--|--|--|--|

| | | | |
|-------------------------|---|-----------------------------|---------|
| | violence, and dating violence; provide immediate shelter, supportive services, and access to community-based programs for victims of family violence, domestic violence, or dating violence, and their dependents; and provide specialized services for children exposed to family violence, domestic violence, or dating violence, underserved populations, and victims who are members of racial and ethnic minority populations. | | |
| Website | http://www.acf.hhs.gov/programs/fysb/programs/family-violence-prevention-services | | |
| Program Contact | Name | Email | Region |
| | Angela Yannelli | Angela.yannelli@acf.hhs.gov | Pacific |
| Overall Program Funding | \$435,000 | | |

Pacific Islands' Funding Table

| American Samoa | CNMI | Guam | Micronesia | Marshall Islands | Palau | Regional | Total |
|----------------|-----------|-----------|------------|------------------|-------|----------|-----------|
| \$145,000 | \$145,000 | \$145,000 | | | | | \$435,000 |

Centers for Disease Control and Prevention (CDC)

CDC works 24/7 to protect America from health, safety and security threats, both foreign and in the U.S. Whether diseases start at home or abroad, are chronic or acute, curable or preventable, human error or deliberate attack, CDC fights disease and supports communities and citizens to do the same.

CDC increases the health security of our nation. As the nation's health protection agency, CDC saves lives and protects people from health threats. To accomplish our mission, CDC conducts critical science and provides health information that protects our nation against expensive and dangerous health threats, and responds when these arise.

Agency Website: <https://www.cdc.gov/>

1. Promoting Adolescent Health through School-Based HIV STD Prevention and School-Based Surveillance

| | | | |
|-------------------------|--|-------------------|---------|
| Description | The purpose of this program is to provide funding for surveillance activities that include the YRBS (Youth Risk Behavior Survey) and School Health Profiles. | | |
| Website | http://www.cdc.gov/healthyyouth/partners/index.htm | | |
| Program Contact | Name | Email | Region |
| | Shari Shanklin | sshanklin@cdc.gov | Pacific |
| | John Canfield | qzc6@cdc.gov | Both |
| Overall Program Funding | \$28,466 | | |

Pacific Islands' Information

| | | | |
|-------------------------------|--|--|--|
| Pacific Islands' Achievements | To get weighted data on the 2016 Profiles and to disseminate results from the 2015 YRBS. | | |
|-------------------------------|--|--|--|

Pacific Islands' Funding Table

| American Samoa | CNMI | Guam | Micronesia | Marshall Islands | Palau | Regional | Total |
|----------------|------|------|------------|------------------|-------|----------|-------|
|----------------|------|------|------------|------------------|-------|----------|-------|

| | | | | | | |
|---|-------------|----------|----------|---------|-----|----------|
| Samoa | | | | Islands | | |
| \$0 | \$11,720 | \$4,746 | \$0 | \$0 | \$0 | \$16,466 |
| Caribbean Islands' Funding Table | | | | | | |
| U.S. Virgin Islands | Puerto Rico | Regional | Total | | | |
| | \$12,000 | | \$12,000 | | | |

2. Behavior Risk Factor Surveillance System (BRFSS)

| | | | |
|-------------------------|---|--------------|---------|
| Description | The Behavioral Risk Factor Surveillance System (BRFSS) is the nation's premier system of health-related telephone surveys that collect state data about U.S. residents regarding their health-related risk behaviors, chronic health conditions, and use of preventive services. Established in 1984 with 15 states, BRFSS now collects data in all 50 states as well as the District of Columbia and three U.S. territories. BRFSS completes more than 400,000 adult interviews each year, making it the largest continuously conducted health survey system in the world. | | |
| Website | http://www.cdc.gov/brfss/ | | |
| Program Contact | Name | Email | Region |
| | Rosalyn Ball | Aii9@cdc.gov | Pacific |
| | Machell Town | mpt2@cdc.gov | Pacific |
| | Kenneth Laliberte | kjl2@cdc.gov | Both |
| Overall Program Funding | \$1,118,310 | | |

Pacific Islands' Information

| | |
|-------------------------------|--|
| Pacific Islands' Achievements | <p>CDC will continue to work with state and federal partners to address the challenges associated with reaching participants and collecting high-quality data, by conducting these and other projects:</p> <ul style="list-style-type: none"> ○ piloting and testing new modes of data collection, including Web, mail and internet panel surveys; ○ exploring new methods of interviewing hard-to-reach respondents to increase representation of all demographics; ○ providing prevalence estimates for all counties in the United States by adopting new statistical methods such as small area estimation; ○ expanding the use of the BRFSS to surveys that address emerging health problems such as the Gulf States Population Survey (GSPS) and the Asthma Call-back Survey(http://www.cdc.gov/brfss/acbs/~index.htm) . |
|-------------------------------|--|

Pacific Islands' Funding Table

| | | | | | | | |
|----------------|------|-----------|------------|------------------|----------|----------|-----------|
| American Samoa | CNMI | Guam | Micronesia | Marshall Islands | Palau | Regional | Total |
| \$104,340 | \$0 | \$217,426 | \$78,501 | \$0 | \$48,348 | | \$448,615 |

Caribbean Islands' Funding Table

| | | | |
|---------------------|-------------|----------|-------|
| U.S. Virgin Islands | Puerto Rico | Regional | Total |
| | | | |

| | | |
|-----------|-----------|-----------|
| \$164,547 | \$505,148 | \$669,695 |
|-----------|-----------|-----------|

3. National Cancer Prevention&Control Program (NCCP)

| | | | |
|-------------------------|--|--------------|---------|
| Description | This is a cooperative agreement that includes the National Comprehensive Cancer Control Program (NCCCP), the National Breast and Cervical Cancer Early Detection Program (NBCCEDP) and the National Program of Cancer Registries (NPCR). The NCCCP addresses the "Healthy People 2010" focus area(s) of cancer. The NCCCP supports the planning and implementation of comprehensive cancer control activities. The NBCCEDP supports high quality breast and cervical cancer screening promotion and provision activities for the entire population through policy approaches, health systems change and outreach strategies related to improving delivery and the use of clinical and other preventive services. The NPCR supports the establishment or enhancement of statewide/territorial/jurisdictional/tribal population-based central cancer registries and promotes the use of registry data. | | |
| Website | http://www.cdc.gov/cancer/ncccp/ ; http://www.cdc.gov/cancer/npcr/ ; http://www.cdc.gov/cancer/nbccedp | | |
| Program Contact | Name | Email | Region |
| | Monique Young | Hza4@cdc.gov | Pacific |
| | Elyse Hill | Elh8@cdc.gov | Both |
| Overall Program Funding | \$3,953,573 | | |

Pacific Islands' Information

| | |
|-------------------------------|---|
| Pacific Islands' Achievements | Goals of the Program are: to implement cancer prevention and control programs to reduce morbidity, mortality, and related health disparities. In accordance with the Healthy People 2020 Goals for the nation, this Program focuses on addressing the national cancer burden by conducting cancer surveillance, increasing access to screening, improving health outcomes for people living with cancer, and providing the evidence for and evaluation Specific Program goals are: to (1) seek efficiencies across the management and operations of cancer prevention and control programs, (2) focus on high-burden cancers with evidence-based, scalable interventions that already exist and can be broadly implemented, (3) develop organized screening programs that are more effective and efficient than current opportunistic approaches, and (4) maintain high-quality cancer registries and expand their application in prevention and screening. of policy and environmental approaches. |
|-------------------------------|---|

Pacific Islands' Funding Table

| American Samoa | CNMI | Guam | Micronesia | Marshall Islands | Palau | Regional | Total |
|----------------|-----------|-----------|------------|------------------|-----------|----------|-------------|
| \$333,515 | \$388,087 | \$639,783 | \$511,015 | \$196,614 | \$807,601 | | \$2,876,615 |

Caribbean Islands' Funding Table

| U.S. Virgin Islands | Puerto Rico | Regional | Total |
|---------------------|-------------|----------|-------------|
| | \$1,076,958 | | \$1,076,958 |

4. Public Health Actions to Prevent and Control Diabetes, Tobacco Use, Heart Disease, and Associated Chronic Disease Risk Factors and improve health, in the USAPIs, Virgin Islands, and Puerto Rico

| | | | |
|-------------------------|--|------------------|---------|
| Description | The main purpose of this project in the USAPI is to support the implementation of cross-cutting, unified approaches to promote health, prevent and control tobacco use, diabetes, heart disease, and promote healthy pregnancies and infancy through primary and secondary prevention of NCDs. This program attempts to coordinate activities that increase capacity and address common risk factors while reducing administrative and reporting requirements. Within the first two years, applicants are expected to develop non-communicable disease (NCD) plans, establish organizational structure, collect and use surveillance data, and develop evaluation plans. For the five year project period, awardees are expected to increase their focus on cross-cutting epidemiology and surveillance, environmental approaches, health systems changes, and clinical-community linkages (e.g. surveillance, screening, evaluation, data systems). | | |
| Program Contact | Name | Email | Region |
| | Stacy De Jesus | Sdejesus@cdc.gov | Both |
| | Marybeth Welton | Mwelton@cdc.gov | Pacific |
| | Nicholas Farrell | Ntf1@cdc.gov | Both |
| Overall Program Funding | \$2,912,680 | | |

Pacific Islands' Information

| | |
|-------------------------------|---|
| Pacific Islands' Achievements | <p>In FY 15, the program goals are to build capacity to address the burden of NCDs. The awardees are expected to develop and/or share how their activities are being used to reduce redundancy, improve operations, and integrate NCD programs. Activities include developing and/or updating an achievable NCD plan, establishing an organizational structure for efficient chronic disease prevention and health promotion programs, collecting and using surveillance and epidemiology data for action, and developing an evaluation plan to monitor progress and measure program outcomes.</p> <p>In FY16 and FY17, the jurisdictions will focus on implementing activities within four domains: epidemiology and surveillance, environmental approaches, health system interventions, and community-clinical linkages. Awardees will select, at minimum, one strategy and one corresponding activity per domain for diabetes and tobacco to effectively promote health, support and reinforce healthful behaviors, and improve the effective delivery and use of clinical and other preventive services to support chronic disease prevention and control efforts.</p> |
|-------------------------------|---|

Pacific Islands' Funding Table

| American Samoa | CNMI | Guam | Micronesia | Marshall Islands | Palau | Regional | Total |
|----------------|-----------|-----------|------------|------------------|-----------|----------|-------------|
| \$221,888 | \$229,057 | \$458,848 | \$386,105 | \$192,673 | \$216,249 | | \$1,704,820 |

Caribbean Islands' Funding Table

| U.S. Virgin Islands | Puerto Rico | Regional | Total |
|---------------------|-------------|----------|-------------|
| \$334,257 | \$873,603 | | \$1,207,860 |

5. Early Hearing Detection&Intervention (EHDI) Program

| | |
|-------------|---|
| Description | This program supports states and Insular Areas in developing and implementing EHDI tracking and surveillance systems. These systems help state EHDI programs make sure that babies get the hearing screening, follow up, and early intervention services they need. |
|-------------|---|

| | | | |
|-------------------------|---|--------------|---------|
| Website | https://www.cdc.gov/NCBDDD/hearingloss/ | | |
| Program Contact | Name | Email | Region |
| | Deidra E. Green | Deg4@cdc.gov | Pacific |
| Overall Program Funding | \$646,381 | | |

Pacific Islands' Information

| | |
|-------------------------------|--|
| Pacific Islands' Achievements | <p>Develop and maintain the EHDI-IS (Information System) to accurately identify, match, and collect data that is unduplicated and individually identifiable through the three components of EHDI;</p> <p>Collect and report individualized data, including demographics, for every occurrent birth through the three components of EHDI;</p> <p>Analyze EHDI data and utilize these findings to guide the development and enhancement of the EHDI-IS and educate stakeholders about the program's successes, challenges, and future opportunities.</p> |
|-------------------------------|--|

Pacific Islands' Funding Table

| American Samoa | CNMI | Guam | Micronesia | Marshall Islands | Palau | Regional | Total |
|----------------|----------|-----------|------------|------------------|----------|----------|-----------|
| \$143,389 | \$68,860 | \$147,658 | \$91,540 | \$101,438 | \$93,496 | | \$646,381 |

6. Epidemiology and Laboratory Capacity Program (ELC)

| | | | |
|-------------------------|--|--------------|--------|
| Description | <p>The ELC program was initiated in 1995 as one of the first key activities under CDC's plan to address emerging infectious disease threats. The overall purpose of the ELC program is to assist state public health agencies improve surveillance for, and response to, infectious diseases and other public health threats by (1) strengthening epidemiologic capacity; (2) enhancing laboratory capacity; (3) improving information systems; (4) developing and implementing prevention and control strategies and (5) enhancing collaboration among epidemiology, laboratory, and information systems components of public health departments. Starting out as limited funding for a small number of states, the program has grown to become one of CDC's key nationwide programs for supporting state and local capacity including both 1) cross-cutting, flexible surveillance, epidemiology, and laboratory capacity for infectious diseases, as well as infectious disease-area specific activities (e.g., foodborne diseases, influenza, antimicrobial resistance, etc.). In addition, to support more effective, economical, and integrated public health efforts, ELC supports health information systems capacity for infectious diseases and non-infectious diseases.</p> | | |
| Website | http://www.cdc.gov/nceid/dpei/epidemiology-laboratory-capacity.html | | |
| Program Contact | Name | Email | Region |
| | Alvin Shultz | Fcu9@cdc.gov | Both |
| Overall Program Funding | \$15,472,501 | | |

Pacific Islands' Information

| | |
|-------------------------------|--|
| Pacific Islands' Achievements | <ul style="list-style-type: none"> ○ Build state and local capacity (including capacity in USAPIs) for infectious disease ○ Prevent/reduce morbidity and mortality associated with |
|-------------------------------|--|

infectious diseases

Pacific Islands' Funding Table

| American Samoa | CNMI | Guam | Micronesia | Marshall Islands | Palau | Regional | Total |
|----------------|-----------|-----------|------------|------------------|-----------|----------|-------------|
| \$301,451 | \$420,243 | \$888,093 | \$377,986 | \$264,235 | \$589,829 | | \$2,841,837 |

Caribbean Islands' Funding Table

| U.S. Virgin Islands | Puerto Rico | Regional | Total |
|---------------------|-------------|----------|--------------|
| \$5,749,557 | \$6,881,107 | | \$12,630,664 |

7. Immunizations and Vaccines for Children (VFC) Program

| | | | |
|-------------------------|---|--------------|--------|
| Description | This program supports efforts to plan, develop, and maintain a public health infrastructure that helps assure high immunization coverage levels and low incidence of vaccine-preventable diseases. As a part of this effort, the purpose of the VFC program is to increase access to vaccines for eligible children by supplying federal government purchased pediatric vaccines to public and private health care providers registered with the program. Eligible children include newborns through 18 years of age who are Medicaid-eligible, not insured, American Indian/Alaska Natives, and children who are uninsured with respect to the vaccine and who are served by a federally Qualified Health Center or a Rural Health Clinic. | | |
| Website | http://www.cdc.gov/vaccines/ | | |
| Program Contact | Name | Email | Region |
| | Maribeth Larzelere | Mml9@cdc.gov | Both |
| Overall Program Funding | \$10,195,101 | | |

Pacific Islands' Information

| | |
|-------------------------------|---|
| Pacific Islands' Achievements | <p>1) To enhance stewardship and accountability for all publicly purchased vaccine and VFC and Section 317 funding.</p> <p>2) To assess program performance for program improvement.</p> <p>3) To assure access to vaccines.</p> <p>4) To assure that the immunization information technology infrastructure supports program goals and objectives.</p> <p>5) To improve and maintain preparedness.</p> |
|-------------------------------|---|

Pacific Islands' Funding Table

| American Samoa | CNMI | Guam | Micronesia | Marshall Islands | Palau | Regional | Total |
|----------------|-----------|-------------|-------------|------------------|-----------|----------|-------------|
| \$542,849 | \$790,619 | \$1,322,386 | \$1,279,510 | \$1,019,281 | \$162,807 | | \$5,117,452 |

Caribbean Islands' Funding Table

| U.S. Virgin Islands | Puerto Rico | Regional | Total |
|---------------------|-------------|----------|-------|
| | | | |

| | | |
|-------------|-------------|-------------|
| \$1,205,840 | \$3,871,809 | \$5,077,649 |
|-------------|-------------|-------------|

8. Immunizations and Vaccines for Children (VFC) Direct Assistance Vaccine Awards

| | | | |
|-------------------------|---|--------------|--------|
| Description | This program supports efforts to plan, develop, and maintain a public health infrastructure that helps assure high immunization coverage levels and low incidence of vaccine-preventable diseases. As a part of this effort, the purpose of the VFC program is to increase access to vaccines for eligible children by supplying federal government purchased pediatric vaccines to public and private health care providers registered with the program. Eligible children include newborns through 18 years of age who are Medicaid-eligible, not insured, American Indian/Alaska Natives, and children who are uninsured with respect to the vaccine and who are served by a federally Qualified Health Center or a Rural Health Clinic. | | |
| Website | http://www.cdc.gov/vaccines/ | | |
| Program Contact | Name | Email | Region |
| | Maribeth Larzelere | Mml9@cdc.gov | Both |
| Overall Program Funding | \$54,305,686 | | |

Pacific Islands' Information

| | |
|-------------------------------|---|
| Pacific Islands' Achievements | <ul style="list-style-type: none"> To enhance stewardship and accountability for all publicly purchased vaccine and VFC and Section 317 funding. To assess program performance for program improvement. To assure access to vaccines. To assure that the immunization information technology infrastructure supports program goals and objectives. To improve and maintain preparedness. |
|-------------------------------|---|

Pacific Islands' Funding Table

| American Samoa | CNMI | Guam | Micronesia | Marshall Islands | Palau | Regional | Total |
|----------------|-------------|-------------|-------------|------------------|-----------|----------|--------------|
| \$1,192,488 | \$2,539,936 | \$2,377,485 | \$2,319,353 | \$1,388,613 | \$262,758 | | \$10,080,633 |

Caribbean Islands' Funding Table

| U.S. Virgin Islands | Puerto Rico | Regional | Total |
|---------------------|--------------|----------|--------------|
| \$1,188,109 | \$43,036,944 | | \$44,225,053 |

9. Accelerating the Prevention and Control of HIV/AIDS, Viral Hepatitis, STDs and TB in the USAPIs

| | |
|-------------|---|
| Description | This cooperative agreement (CoAg) is supported by four divisions within NCHHSTP and integrates the program requirements of four distinct CoAg's that were historically awarded. The purpose of this unique CoAg is to strengthen core HIV, Viral Hepatitis, STD and TB prevention and treatment efforts in the USAPI's, support cross-cutting activities across programs (e.g., surveillance, screening, evaluation and data systems), and reduce administrative and reporting requirements. This is achieved by optimizing public health service delivery by |
|-------------|---|

expanding service integration; maximizing opportunities to screen, test, treat, and/or vaccinate those in need of these services; improving the health among populations negatively affected by multiple diseases; and collaborating across program areas and improving operations through the use of shared data. Grantees are required to report program performance towards meeting monitoring and evaluation indicators and this CoAg requires both cross-cutting activities and the following disease-specific activities:

Eligible applicants: American Samoa, Commonwealth of the Northern Mariana Islands, Federated States of Micronesia, Guam, the Republic of Palau, and the Republic of the Marshall Islands.

| Program Contact | Name | Email | Region |
|-------------------------|----------------|--------------|---------|
| | Andy Heetderks | Ajh1@cdc.gov | Pacific |
| | Derrick Felix | Dnf2@cdc.gov | Pacific |
| Overall Program Funding | \$3,763,248 | | |

Pacific Islands' Information

- Pacific Islands' Achievements
- Continue weekly meetings of subject matter experts (SME) from each Division to discuss programmatic successes and gaps in the surveillance, prevention, control, and treatment of HIV/AIDS, Viral Hepatitis, STD and TB. Collaborate to provide technical assistance in responds to the needs of the grantees.
 - Collect and review monitoring and evaluation indicator data from each grantee to measure impact of the integrated CoAg.
 - SME's to coordinate integrated site visits to grantees.
 - Continue development of a proposal for the Federated States of Micronesia and the Republic of the Marshall Islands to consider using Health Sector Compact Funds from the Department of Interior to conduct a comprehensive island-wide health assessment treatment to explore the extent of the disease burden in their jurisdiction and combine sustainable strategies to address communicable and non-communicable diseases in their jurisdiction.

Pacific Islands' Funding Table

| American Samoa | CNMI | Guam | Micronesia | Marshall Islands | Palau | Regional | Total |
|----------------|-----------|-----------|-------------|------------------|-----------|----------|-------------|
| \$168,229 | \$611,638 | \$949,059 | \$1,042,474 | \$600,844 | \$391,004 | | \$3,763,248 |

10. Preventive Health&Health Services (PHHS) Block Grant

Description The Preventive Health and Health Services Block Grant provides jurisdictions with funding to address critical gaps in public health and to meet newly emerging public health needs. The PHHS Block Grant supports the flexible use of funds to address a broad array of public activities that are outlined in the Healthy People 2020 framework such as; preventive screening, laboratory support, public health infrastructure, workforce training, surveillance, cardiovascular disease, cancer diabetes prevention, emergency medical services, injury and violence prevention, infectious disease, environmental health, and sex offenses. Because of the flexible use of funds, no two jurisdictions allocate their Block Grant resources in the same way or provide similar amount of funding to the same program or activities.

| Website | http://www.cdc.gov/phhsblockgrant/index.htm | | |
|-----------------|---|--------------|---------|
| Program Contact | Name | Email | Region |
| | Victoria Rayle | Vdr1@cdc.gov | Pacific |

| | | | |
|-------------------------|--------------|--------------|------|
| | Harald Pietz | Hwp1@cdc.gov | Both |
| Overall Program Funding | \$3,357,114 | | |

Pacific Islands' Information

Pacific Islands' Achievements The PHHS Block Grant funds are awarded each fiscal year and allows grantees 2 years to obligate and utilize the funds. PHHS Block Grant, grantees in the USAPI have used funds to support a variety of public health activities and with a historical focus on programs addressing their non communicable disease (NCD) morbidity. The hallmark of the PHHS Block Grant is to provide health department grantees with flexible resources that can be used strategically to meet critical public health needs and that align with Healthy People 2020 objectives.

Pacific Islands' Funding Table

| American Samoa | CNMI | Guam | Micronesia | Marshall Islands | Palau | Regional | Total |
|----------------|----------|-----------|------------|------------------|----------|----------|-----------|
| \$82,851 | \$62,251 | \$344,487 | \$99,485 | \$40,645 | \$33,053 | | \$662,772 |

Caribbean Islands' Funding Table

| U.S. Virgin Islands | Puerto Rico | Regional | Total |
|---------------------|-------------|----------|-------------|
| \$271,642 | \$2,422,700 | | \$2,694,342 |

11. Rape Prevention&Education Program (RPE)

| | | | |
|-------------------------|--|-----------------|--------|
| Description | The overarching purpose of this program is to prevent sexual violence by implementing primary prevention strategies using a public health approach and effective prevention principles. CDC's role in sexual violence prevention is unique; no other federal agency is working to advance the primary prevention of sexual violence—to prevent violence before it begins. By working to prevent sexual violence before it begins, RPE grantees have reached out to new audiences including coaches, boys and men, and the entertainment industry, and have developed innovative prevention strategies, which have spread across the country. | | |
| Website | http://www.cdc.gov/violenceprevention/rpe/index.html | | |
| Program Contact | Name | Email | Region |
| | Charissa Rivers | Crivers@cdc.gov | Both |
| Overall Program Funding | \$697,825 | | |

Pacific Islands' Information

- Pacific Islands' Achievements
- Preventing first-time perpetration and victimization;
 - Reducing modifiable risk factors while enhancing protective factors associated with sexual violence perpetration and victimization;
 - Using the best available evidence when planning, implementing, and evaluating prevention programs;
 - Incorporating behavior and social change theories into prevention programs;
 - Using population-based surveillance to inform program decisions and monitor trends; and
 - Evaluating prevention efforts and using the results to

improve future program plans.

| Pacific Islands' Funding Table | | | | | | | |
|---------------------------------------|----------|----------|------------|------------------|-------|----------|----------|
| American Samoa | CNMI | Guam | Micronesia | Marshall Islands | Palau | Regional | Total |
| \$0 | \$35,000 | \$35,000 | \$0 | \$0 | \$0 | | \$70,000 |

| Caribbean Islands' Funding Table | | | |
|---|-------------|----------|-----------|
| U.S. Virgin Islands | Puerto Rico | Regional | Total |
| | \$627,825 | | \$627,825 |

12. Public Health Emergency Preparedness (PHEP) Program

| | | | |
|-------------------------|--|--------------|---------|
| Description | The PHEP cooperative agreement is a critical source of funding for state, local, tribal and territorial public health departments. Since 2002, the PHEP cooperative agreement has provided nearly \$9 billion to public health departments across the nation to upgrade their ability to effectively respond to a range of public health threats, including infectious diseases, natural disasters, and biological, chemical, nuclear, and radiological events. Preparedness activities funded by the PHEP cooperative agreement are targeted specifically for the development of emergency-ready public health departments that are flexible and adaptable. | | |
| Website | http://www.cdc.gov/phpr/coopagreement.htm | | |
| Program Contact | Name | Email | Region |
| | Kristin A Labar | Ing8@cdc.gov | Pacific |
| | Van A. King | VBK5@cdc.gov | Both |
| Overall Program Funding | \$20,724,990 | | |

Pacific Islands' Information

| | |
|-------------------------------|--|
| Pacific Islands' Achievements | To provide programmatic oversight and coordinate provision of technical assistance for PHEP awardees. To work with state and local health agencies to clarify PHEP program requirements and provide guidance regarding program implementation activities to build and sustain the 15 public health preparedness capabilities, including medical countermeasures planning; monitor program performance and track awardee progress; and identify and share lessons learned and promising practices in keeping with the strategic plans, mission, and goals of the Office of Public Health Preparedness and Response (OPHPR) and the Division of State and Local Readiness (DSLRL). |
|-------------------------------|--|

| Pacific Islands' Funding Table | | | | | | | |
|---------------------------------------|-----------|-------------|------------|------------------|-----------|----------|-------------|
| American Samoa | CNMI | Guam | Micronesia | Marshall Islands | Palau | Regional | Total |
| \$886,563 | \$874,273 | \$1,077,536 | \$938,781 | \$891,611 | \$827,649 | | \$5,496,413 |

| Caribbean Islands' Funding Table | | | |
|---|--------------|----------|--------------|
| U.S. Virgin Islands | Puerto Rico | Regional | Total |
| \$1,188,191 | \$14,040,386 | | \$15,228,577 |

13. Birth Defects and Developmental Disabilities Prevention and Surveillance

| | | | |
|-------------|--|--|--|
| Description | To work with State health agencies, universities, and public and private nonprofit organizations in planning, implementing coordinating or evaluating programs, research or surveillance activities related to improved birth outcomes, prevention of birth defects, and the improvement of infant and child health and developmental outcomes. To provide a national, State or local focus for the prevention of conditions of persons with birth defects; to employ epidemiological methods to set priorities, build capacity and direct health promotion interventions for persons with birth defects; to expand public health training opportunities through fellowships to introduce geneticists, epidemiologists, and clinicians to public health practice through education, training and career-enhancing experiences. To enhance surveillance and research for birth defects; to prevent congenital heart defects and other major birth defects associated with medication use during pregnancy; to advance neural tube defect prevention; and enhance the quality and usefulness of newborn screening data and programs. | | |
|-------------|--|--|--|

| | | | |
|-------------------------|-------------------|--------------|--------|
| Program Contact | Name | Email | Region |
| | Nicole Fehrenbach | ekk5@cdc.gov | Both |
| Overall Program Funding | \$2,096,450 | | |

Pacific Islands' Funding Table

| American Samoa | CNMI | Guam | Micronesia | Marshall Islands | Palau | Regional | Total |
|----------------|-----------|-----------|------------|------------------|-------|----------|-------------|
| \$400,000 | \$400,000 | \$326,680 | | | | | \$1,126,680 |

Caribbean Islands' Funding Table

| U.S. Virgin Islands | Puerto Rico | Regional | Total |
|---------------------|-------------|----------|-----------|
| \$399,770 | \$570,000 | | \$969,770 |

14. Cooperative Agreements to Support State-Based Safe Motherhood and Infant Health Initiative Programs

| | | | |
|-------------|---|--|--|
| Description | To promote optimal and equitable health in women and infants through public health surveillance, research, leadership, and partnership to move science to practice. In carrying out this mission, the Division of Reproductive Health: 1) Enhances the ability of others to identify and address male and female reproductive issues and infant health issues by providing technical assistance, consultation, and training worldwide; 2) supports national and state-based surveillance systems to monitor trends and investigate health issues; 3) conducts epidemiologic, behavioral, demographic and health services research; and 4) works with partners to translate research findings into health care practice, public health policy, and health promotion strategies | | |
|-------------|---|--|--|

| | | | |
|-------------------------|--------------------|---------------------|-----------|
| Program Contact | Name | Email | Region |
| | Deborah Wetterhall | dwetterhall@cdc.gov | Caribbean |
| Overall Program Funding | \$475,000 | | |

Caribbean Islands' Funding Table

| U.S. Virgin Islands | Puerto Rico | Regional | Total |
|---------------------|-------------|----------|-----------|
| | \$475,000 | | \$475,000 |

15. Environmental Public Health and Emergency Response

| | | | |
|-------------|---|--|--|
| Description | To bring public health and epidemiologic principles together to identify, clarify, and reduce the impact of complex environmental threats, including terrorist threats and natural disasters, on populations, domestic and foreign. These programs and activities focus on safeguarding the health of people from environmental threats; providing leadership in the use of environmental health sciences-including environmental epidemiology, environmental sanitation, and laboratory sciences-to protect public health; and responding to issues and sharing solutions to environmental health problems worldwide. To accomplish the above, the CDC: (1) conducts surveillance and investigations that increase the knowledge about the relation between human health and environmental threats; (2) uses this knowledge to develop national public health programs and policies to prevent or control public health problems; (3) plans, prepares, and responds to emergencies, including terrorist threats, technologic accidents, and natural disasters; (4) provides direct service delivery to partners engaged in environmental health services such as food, safety, rodent control, water quality, and sanitation; (5) develops and applies laboratory science to prevent disease and death caused by exposure to environmental chemicals and to improve the diagnosis, treatment, and prevention of selected chronic diseases; (6) conducts Biomonitoring to assess individual human exposure to environmental chemicals by measuring them in human specimens (e.g. blood and urine); and, (7) conducts activities on emerging environmental threats such as climate change and the built environment. | | |
|-------------|---|--|--|

| | | | |
|-----------------|-----------------|--------------|-----------|
| Program Contact | Name | Email | Region |
| | Michelle Canady | BQG1@cdc.gov | Caribbean |

Overall Program Funding \$499,714

Caribbean Islands' Funding Table

| U.S. Virgin Islands | Puerto Rico | Regional | Total |
|---------------------|-------------|----------|-----------|
| | \$499,714 | | \$499,714 |

16. HIV Demonstration, Research, Public and Professional Education Projects

| | | | |
|-------------|--|--|--|
| Description | To develop, test, and disseminate improved HIV prevention strategies | | |
|-------------|--|--|--|

| | | | |
|-----------------|-----------------|--------------|-----------|
| Program Contact | Name | Email | Region |
| | Elizabeth Wolfe | eow1@cdc.gov | Caribbean |

Overall Program Funding \$310,635

Caribbean Islands' Funding Table

| U.S. Virgin Islands | Puerto Rico | Regional | Total |
|---------------------|-------------|----------|-----------|
| | \$310,635 | | \$310,635 |

17. HIV Prevention Activities, Health Department Based

| | |
|-------------|---|
| Description | To assist States and political subdivisions of States in meeting the cost of establishing and maintaining Human Immunodeficiency Virus (HIV) prevention programs. |
|-------------|---|

| | | | |
|-------------------------|-----------------|--------------|-----------|
| Program Contact | Name | Email | Region |
| | Elizabeth Wolfe | eow1@cdc.gov | Caribbean |
| Overall Program Funding | \$7,228,700 | | |

Caribbean Islands' Funding Table

| U.S. Virgin Islands | Puerto Rico | Regional | Total |
|---------------------|-------------|----------|-------------|
| \$690,311 | \$6,538,389 | | \$7,228,700 |

18. HIV Prevention Activities, Non-Governmental Organization Based

| | | | |
|-------------|--|--|--|
| Description | To provide assistance to local, regional and, national nonprofit organizations to: (a) develop and implement effective community-based Human Immunodeficiency Virus (HIV) prevention programs related to achieving national goals; (b) promote coordination for primary and secondary HIV prevention efforts among community organizations, HIV education/prevention service agencies, and public organizations including local and State health departments and substance abuse agencies; and (c) evaluate the HIV prevention programs for which support is provided. | | |
|-------------|--|--|--|

| | | | |
|-------------------------|-----------------|--------------|-----------|
| Program Contact | Name | Email | Region |
| | Elizabeth Wolfe | eow1@cdc.gov | Caribbean |
| Overall Program Funding | \$2,741,637 | | |

Caribbean Islands' Funding Table

| U.S. Virgin Islands | Puerto Rico | Regional | Total |
|---------------------|-------------|----------|-------------|
| \$500,000 | \$2,241,637 | | \$2,741,637 |

19. HIV AIDS Surveillance

| | | | |
|-------------|---|--|--|
| Description | To continue and strengthen effective human immunodeficiency virus (HIV) and acquired immunodeficiency syndrome (AIDS) surveillance programs and to affect, maintain, measure and evaluate the extent of HIV/AIDS incidence and prevalence throughout the United States and its territories, providing information for targeting and implementing HIV prevention activities. | | |
|-------------|---|--|--|

| | | | |
|-------------------------|-----------------|--------------|-----------|
| Program Contact | Name | Email | Region |
| | Elizabeth Wolfe | eow1@cdc.gov | Caribbean |
| Overall Program Funding | \$2,039,578 | | |

Caribbean Islands' Funding Table

| U.S. Virgin Islands | Puerto Rico | Regional | Total |
|---------------------|-------------|----------|-------------|
| \$141,105 | \$1,898,473 | | \$2,039,578 |

20. Occupational Safety and Health Program

| | | | |
|-------------|---|--|--|
| Description | To (1) recognize new hazards; (2) define the magnitude of the problem; (3) follow trends in incidence; (4) target exceptional hazardous workplaces for intervention; and (5) evaluate the effectiveness of prevention efforts. The goal of this program is to increase worker safety and health. To develop specialized professional and paraprofessional personnel in the occupational safety and health field with training in occupational medicine, occupational health nursing, industrial hygiene, occupational safety, and other priority training areas. To perform medical monitoring and treatment for World Trade Center Responders and non-Responders and to create a Registry of affected workers. | | |
|-------------|---|--|--|

| | | | |
|-----------------|--------------------|----------------|-----------|
| Program Contact | Name | Email | Region |
| | Stephanie L. Shack | SShack@cdc.gov | Caribbean |

| | |
|-------------------------|----------|
| Overall Program Funding | \$87,740 |
|-------------------------|----------|

| Caribbean Islands' Funding Table | | | |
|----------------------------------|-------------|----------|----------|
| U.S. Virgin Islands | Puerto Rico | Regional | Total |
| | \$87,740 | | \$87,740 |

21. Prevention of Disease, Disability, and Death by Infectious Diseases

| | | | |
|-------------|--|--|--|
| Description | <p>Strengthen public health fundamentals, including infectious disease surveillance, laboratory detection, and epidemiologic investigation: Modernize infectious disease surveillance to drive public health action. Expand the role of public health and clinical laboratories in disease control and prevention. Improve capacity for epidemiologic investigations and public health response. Advance workforce development and training to sustain and strengthen public health practice.</p> <p>Identify and implement high impact public health interventions to reduce infectious diseases</p> <p>Identify and validate high impact tools for disease reduction, including new vaccines; strategies and tools for infection control and treatment; and interventions to reduce disease transmitted by animals or insects. Use proven tools and interventions to reduce high burden infectious diseases, including vaccine preventable diseases; healthcare associated infections; HIV/AIDS; foodborne infections; and chronic viral hepatitis.</p> <p>Develop and advance policies to prevent, detect, and control infectious diseases: Ensure the availability of sound scientific data to support the development of evidence-based and cost effective policies. Advance policies to improve prevention, detection, and control of infectious diseases, with specific focus on those that help integrate clinical infectious disease preventive practices into U.S. healthcare. Increase community and individual engagement in disease prevention efforts. Strengthen global capacity to detect and respond to outbreaks with the potential to cross borders. Address microbial drug resistance. Promote "One Health" approaches to prevent emergence and spread of zoonotic diseases.</p> | | |
|-------------|--|--|--|

| | | | |
|-----------------|---------------------|--------------|-----------|
| Program Contact | Name | Email | Region |
| | Gregory J. Anderson | gca5@cdc.gov | Caribbean |

| | |
|-------------------------|--------------|
| Overall Program Funding | \$14,873,740 |
|-------------------------|--------------|

| Caribbean Islands' Funding Table | | | |
|---|--------------|----------|--------------|
| U.S. Virgin Islands | Puerto Rico | Regional | Total |
| | \$14,873,740 | | \$14,873,740 |

22. State Public Health Approaches for Ensuring Quitline Capacity

| | | | |
|-------------------------|---|------------------|-----------------|
| Description | <p>As part of the overall effort to reduce the burden of chronic diseases and chronic disease risk factors, the Centers for Disease Control and Prevention (CDC), National Center for Chronic Disease Prevention and Health Promotion (NCCDPHP), Office on Smoking and Health (OSH) announces the opportunity to apply for funds to ensure and support state quitline capacity, in order to respond to upcoming federal initiatives such as the National Tobacco Education Campaign.</p> <p>This program addresses the "Healthy People 2020" focus area of tobacco use and the goal of reducing illness, disability, and death related to tobacco use and secondhand smoke exposure. Preventing tobacco use and helping tobacco users quit can improve the health and quality of life for Americans of all ages. People who stop smoking greatly reduce their risk of disease and premature death. Benefits are greater for people who stop at earlier ages, but quitting tobacco use is beneficial at any age. This FOA will be a new, 2-year cooperative agreement for all states and territories that currently have a quitline. Funds will be used for the following:</p> <ul style="list-style-type: none"> • Expand capacity and eligibility to ensure all callers receive some form of assistance • Incorporate technological enhancements to provide additional forms of assistance to callers who want to quit • Develop and/or implement private/public partnerships or other strategies to sustain quitline capacity. | | |
| Website | http://www.cdc.gov/tobacco | | |
| Program Contact | Name | Email | Region |
| | Karla Sneegas | KSneegas@cdc.gov | [Please Choose] |
| Overall Program Funding | \$174,404 | | |

| Pacific Islands' Funding Table | | | | | | | |
|---------------------------------------|------|----------|------------|------------------|-------|----------|----------|
| American Samoa | CNMI | Guam | Micronesia | Marshall Islands | Palau | Regional | Total |
| | | \$50,000 | | | | | \$50,000 |

| Caribbean Islands' Funding Table | | | |
|---|-------------|----------|-----------|
| U.S. Virgin Islands | Puerto Rico | Regional | Total |
| | \$124,404 | | \$124,404 |

Center for Medicaid and Medicare Services (CMS)

The mission of Centers for Medicare & Medicaid Services (CMS) will continue to leverage our internal resources and external partnerships to fulfill our mission – as an effective steward of public funds, CMS is committed to strengthening and modernizing the nation's health care system to provide access to high quality care and improved health at lower cost. In our effort to fulfill this charge, our vision of future success is a high quality health care system that ensures better care, access to coverage and improved health

Agency Website: <https://www.cms.gov/>

1. Children's Health Insurance Fund

| | | | | | | | |
|---------------------------------------|---|-------------------------|------------|------------------|-------|----------|--------------|
| Description | Enacted by the U.S. Congress in August 1997, the Children's Health Insurance Program (CHIP) is designed primarily to help children in low income families with incomes too high to qualify for Medicaid but too low to afford private family coverage. All states and the Pacific territories are now offering coverage through CHIP, and it is jointly funded with Federal and state monies. | | | | | | |
| Website | www.medicaid.gov | | | | | | |
| Program Contact | Name | Email | | | | Region | |
| | Peter Banks | Peter.Banks@cms.hhs.gov | | | | Pacific | |
| Overall Program Funding | \$34,511,935 | | | | | | |
| Pacific Islands' Funding Table | | | | | | | |
| American Samoa | CNMI | Guam | Micronesia | Marshall Islands | Palau | Regional | Total |
| \$2,633,638 | \$6,032,301 | \$25,845,996 | N/E | N/E | N/E | | \$34,511,935 |

2. Affordable Care Act Medicaid Funding

| | | | | | | | |
|---------------------------------------|--|-------------------------|------------|------------------|-------|----------|--------------|
| Description | The Affordable Care Act increased the amount of the three Pacific territories' Section 1108 Medicaid cap funds that are available for medical assistance program expenditures. This substantial increase each year is based on each territory's estimated funding needs beyond its 1108 cap from July 1, 2011 through the end of 2019. | | | | | | |
| Website | www.medicaid.gov | | | | | | |
| Program Contact | Name | Email | | | | Region | |
| | Peter Banks | Peter.Banks@cms.hhs.gov | | | | Pacific | |
| Overall Program Funding | \$45,573,534 | | | | | | |
| Pacific Islands' Funding Table | | | | | | | |
| American Samoa | CNMI | Guam | Micronesia | Marshall Islands | Palau | Regional | Total |
| \$5,000,000 | \$13,120,612 | \$27,452,922 | N/E | N/E | N/E | | \$45,573,534 |

3. Enhanced Allotment Plan

| | | | | | | | |
|-------------|---|--|--|--|--|--|--|
| Description | As a result of the Medicare Modernization Act of 2003, Congress approved the allocation of additional funds to offset the costs of providing Medicare Part D to territory beneficiaries who are dual-eligible for both Medicaid and Medicare. | | | | | | |
|-------------|---|--|--|--|--|--|--|

| | | | |
|-------------------------|--|-------------------------|---------|
| | These funds come in the form of block grants that must be matched by the respective territories. | | |
| Website | www.medicaid.gov | | |
| Program Contact | Name | Email | Region |
| | Peter Banks | Peter.Banks@cms.hhs.gov | Pacific |
| Overall Program Funding | \$1,370,263 | | |

Pacific Islands' Funding Table

| American Samoa | CNMI | Guam | Micronesia | Marshall Islands | Palau | Regional | Total |
|----------------|-----------|-----------|------------|------------------|-------|----------|-------------|
| \$297,767 | \$131,805 | \$940,691 | N/E | N/E | N/E | | \$1,370,263 |

4. Health Information Technology

| | | | |
|-------------------------|--|-------------------------|---------|
| Description | The American Recovery and Reinvestment Act (ARRA) made available funds to States and Territories for the purpose of planning and implementation of Health Information Technology, including Electronic Health Records (EHR), for both Medicaid and Medicare providers. | | |
| Website | www.medicaid.gov | | |
| Program Contact | Name | Email | Region |
| | Peter Banks | Peter.Banks@cms.hhs.gov | Pacific |
| Overall Program Funding | \$5,426,875 | | |

Pacific Islands' Funding Table

| American Samoa | CNMI | Guam | Micronesia | Marshall Islands | Palau | Regional | Total |
|----------------|-----------|-------------|------------|------------------|-------|----------|-------------|
| \$3,447,198 | \$458,677 | \$1,521,000 | N/E | N/E | N/E | | \$5,426,875 |

5. Medicaid

| | | | |
|-------------------------|---|-------------------------|---------|
| Description | Medicaid is a jointly funded, Federal-State health insurance program for certain low-income and needy people. It covers approximately 72.5 million people including low-income children, pregnant women, and aged, blind, and disabled individuals. | | |
| Website | www.medicaid.gov | | |
| Program Contact | Name | Email | Region |
| | Peter Banks | Peter.Banks@cms.hhs.gov | Pacific |
| Overall Program Funding | \$33,244,213 | | |

Pacific Islands' Funding Table

| American Samoa | CNMI | Guam | Micronesia | Marshall Islands | Palau | Regional | Total |
|----------------|-------------|--------------|------------|------------------|-------|----------|--------------|
| \$11,110,000 | \$5,814,859 | \$16,319,354 | N/E | N/E | N/E | | \$33,244,213 |

Health Resources and Services Administration (HRSA)

The mission of the Health Resources and Services Administration (HRSA) is to improve health and achieve health equity through access to quality services, a skilled health workforce and innovative programs.

Agency Website: <https://www.hrsa.gov/index.html>

1. Guam Micronesia Area Health Education Center

| | | | |
|-------------------------|---|------------------|---------|
| Description | The Guam / Micronesia AHEC, established in 2009, supports three regional community-based AHEC centers: 1) Guahan (Guam AHEC, serving the island territory of Guam; 2) Republic of Marshall Islands (RMI)/College of Marshall Islands AHEC, serving RMI; and 3) Federated States of Micronesia (FSM) AHEC, serving three of the four states within FSM. The primary grantee institution is the University of Guam School of Nursing in Mangilao, GU. The purpose of the Guam/Micronesia AHEC is to improve the health of the underserved Pacific Islanders through collaborative regional training initiatives across the United States Affiliated Pacific Islands (USAPI), a population of about 600,000. This area represents a region spanning one million square miles of ocean with isolated island clusters and three time zones. The area has some of the highest health workforce shortage ratings and the greatest health and education disparities in the United States. The Guam/Micronesia AHEC emphasizes community-based, local, and inter-island training for health professional students and healthcare providers while developing a career trajectory from middle school to college. The Guam/Micronesia AHEC increases the diversity, distribution, quality, and retention of primary care and public health providers in all jurisdictions through the recruitment of students into health careers such as nursing and public health; the provision of training/education programs; continued collaboration with regional partners and health and academic institutions. | | |
| Website | http://bhpr.hrsa.gov/grants/areahealtheducationcenters/index.html | | |
| Program Contact | Name | Email | Region |
| | Corey Palmer | cpalmer@hrsa.gov | Pacific |
| Overall Program Funding | \$316,314 | | |

Pacific Islands' Information

Pacific Islands' Achievements The Guam/Micronesia AHEC provided outreach to 1,312 students, including 129 students in summer bridge programs and 24 college level students in tutoring programs. All of these students are from underserved areas and approximately 75 percent are underrepresented minorities.

A total of 232 students completed health education/training programs in a variety of disciplines such as nursing, public health, and allied health education programs. The project also provided medical interpreter training in response to the needs of the service area population.

The project provided continuing education sessions for 1,553 medical professionals. Additionally seven individuals with an associates degree in nursing completed their Bachelor of Science in Nursing and four additional individuals are currently enrolled.

Pacific Islands' Funding Table

| | | | | | | | |
|----------|------|------|------------|----------|-------|----------|-------|
| American | CNMI | Guam | Micronesia | Marshall | Palau | Regional | Total |
|----------|------|------|------------|----------|-------|----------|-------|

| | | | | | | | |
|-------|-----|-----|-----|---------|-----|-----------|-----------|
| Samoa | | | | Islands | | | |
| \$0 | \$0 | \$0 | \$0 | \$0 | \$0 | \$316,314 | \$316,314 |

2. Hawaii Pacific Basin Area Health Education Center (AHEC) Program

| | | | |
|-------------------------|--|------------------|---------|
| Description | <p>The purpose of the Hawaii/Pacific Basin (HPB) AHEC is to improve the health of the underserved populations through collaborative regional training initiatives across Hawaii and the United States protectorates in the Pacific, a region spanning one million square miles of ocean with scattered and isolated island clusters. This area has some of the highest health workforce shortage ratings and greatest health and educational disparities in the United States. The primary grantee institution is the University of Hawaii at Manoa John A. Burns School of Medicine, in Honolulu, Hawaii. HPB AHEC has nine regional community-based AHEC centers in its geographic service area: five in Hawaii, one in American Samoa, one in Federated States of Micronesia, one in Palau, and one in Northern Mariana Islands. The issues relating to this area include poor health career awareness and preparation, limited health career training opportunities, minimal continuing education opportunities, and difficulty recruiting and retaining providers.</p> <p>HPB AHEC works with educational and other organizations such as Workforce Investment Boards and Health Career Opportunity Programs to assess and meet local community health workforce needs. HPB AHEC serves individuals through recruitment activities, community-based training for health professions students and providers, and innovative recruitment programs. The health disciplines addressed include: Nursing, Medicine (especially primary care), Physician Assistant, Medical Technology, Radiology Technician, Pharmacist, Pharmacy Technician, Social Work, Public Health, Health Assistant, Community Health, and Psychology.</p> | | |
| Website | http://bhwh.hrsa.gov/grants/areahealtheducationcenters/index.html | | |
| Program Contact | Name | Email | Region |
| | Corey Palmer | cpalmer@hrsa.gov | Pacific |
| Overall Program Funding | \$948,942 | | |

Pacific Islands' Information

| | |
|-------------------------------|--|
| Pacific Islands' Achievements | <p>Over 3,000 students have participated in health career mentoring activities, 75 percent of the students are from underrepresented minority (URM) backgrounds and rural areas. The project provided Teen Health Camps reaching over 348 students. Hawaii/Pacific Basin AHEC launched HPB the Hawaii Pre-Health Careers Corps, a new initiative that targets high school and college students learning about health careers, receiving mentoring, and participating in group support systems. The goal is for these students to participate actively in the program for an average of 4 years; however, students may participate until they graduate from a health professions school.</p> <p>Hawaii/Pacific Basin AHEC provided education support to 150 students who traveled to rural and underserved areas, and over 300 other students who received training at their home institutions. Hawaii/Pacific Basin AHEC worked with the University of Hawaii Interprofessional Education (IPE) Committee to adapt a training module to train all health professional students at the University of Hawaii on the principles of IPE.</p> |
|-------------------------------|--|

Hawaii/Pacific Basin AHEC launched the Project Extension for Community Healthcare Outcomes (ECHO), a telehealth initiative that: engages providers from all health care areas and disciplines in weekly distance continuing education sessions; shares evidence-based practices and mentoring; and facilitates educational and case discussion led by experts. Hawaii/Pacific Basin AHEC also sponsored the Hawaii Health Workforce Summit for 600 providers that included a health careers fair for students and residents to meet health industry representatives and provided 8 hours of Continuing Medical Education.

| Pacific Islands' Funding Table | | | | | | | |
|---------------------------------------|------|------|------------|------------------|-------|-----------|-----------|
| American Samoa | CNMI | Guam | Micronesia | Marshall Islands | Palau | Regional | Total |
| \$0 | \$0 | \$0 | \$0 | \$0 | \$0 | \$948,942 | \$948,942 |

3. Community Health Center Program

| | | | |
|-------------------------|--|--------------------|---------|
| Description | <p>The term Health Center refers to the diverse public and non-profit organizations and programs receiving federal funding under Section 330 of the Public Health Service Act. Health Centers are community-based and patient-directed organizations that serve individuals with limited access to health care. These individuals include low-income patients, the uninsured, those with limited English proficiency, agricultural workers, homeless individuals and families, and those living in public housing. HRSA-supported Health Centers advance the preventive and primary medical/health care home model of coordinated, comprehensive, and patient-centered care, coordinating a wide range of medical, dental, behavioral, and social services. Services include pharmacy, mental health, substance abuse, and oral health treatment, as well as supportive services (education, translation, transportation, and case management) that promote access to health care and ensure patient well-being. Health Centers must be located in or serve a high-need community (a medically underserved area or population) and make their services available to all patients on a sliding fee scale. Under the Public Health Service Act, community health centers must be governed by community boards consisting of a majority of patient representation.</p> <p>In fiscal year (FY) 2016, 8 health centers were funded in the USAPI: 3 in FSM; 1 in Palau; 1 in RMI; 1 in AS; 1 in CNMI, and 1 in Guam, including 29 satellite sites. The number of satellite sites in the USAPI's are as follows: 10 in FSM; 10 in Palau, 1 in Marshall Islands; 5 AS; 1 in CNMI, and 2 in Guam.</p> | | |
| Website | http://bphc.hrsa.gov/ | | |
| Program Contact | Name | Email | Region |
| | Sara Stepahin | Sstepahin@hrsa.gov | Pacific |
| Overall Program Funding | \$11,279,392 | | |

Pacific Islands' Information

| | |
|-------------------------------|---|
| Pacific Islands' Achievements | To improve the health of the Nation's underserved communities and vulnerable populations by assuring access to comprehensive, culturally competent, quality primary health care services. |
|-------------------------------|---|

| Pacific Islands' Funding Table | | | | | | | |
|---------------------------------------|-------------|-------------|-------------|------------------|-------------|----------|--------------|
| American Samoa | CNMI | Guam | Micronesia | Marshall Islands | Palau | Regional | Total |
| \$3,291,782 | \$1,041,072 | \$1,981,736 | \$2,627,801 | \$1,147,270 | \$1,189,731 | | \$11,279,392 |

4. Regional Hemophilia Network

| | | | |
|-------------------------|--|----------------------|---------|
| Description | The purpose of the Regional Hemophilia Network (RHN) is to establish integrated and collaborative regional networks to promote comprehensive care of individuals with hemophilia and related bleeding disorders or clotting disorders such as thrombophilia. The Western Regional Hemophilia Network provides funds to the Guam Comprehensive Hemophilia Care Program. The Western Regional Hemophilia Network that supports the USAPI is based in Region IX. The network staff manages federal grants, maintains databases, administers multi-state research, creates clinical and patient education seminars, monitors health policy, conducts outreach, develops new centers, provides technical assistance, and works with federal, state, and local health departments. | | |
| Website | http://hemococal.org/resources/treatment_regionix.php | | |
| Program Contact | Name | Email | Region |
| | Katherine McLaughlin | Kmclaughlin@hrsa.gov | Pacific |
| Overall Program Funding | \$2,000 | | |

Pacific Islands' Information

| | |
|-------------------------------|---|
| Pacific Islands' Achievements | The primary goal of the RHN grant program is to ensure that individuals with hemophilia and other bleeding disorders and their families have access to quality care and appropriate hematologic, genetic, and other medical expertise and a medical home that provides accessible, family-centered, continuous, comprehensive, coordinated, compassionate, and culturally effective care. Other goals of the RHN include: utilizing a life course approach, refining service delivery to meet the medical, psycho-social, peer support, and genetic counseling and testing needs of individuals and families, and developing and implementing effective, culturally and linguistically relevant outreach methods to unserved and underserved people with hemophilia and other congenital bleeding disorders. Hemophilia Treatment Centers that receive HRSA grant funding must demonstrate skills and knowledge in the care of individuals with bleeding disorders including: preventive medicine, carrier detection, genetic and prenatal counseling, patient education, blood product use, and understanding of the complications of therapy. |
|-------------------------------|---|

Pacific Islands' Funding Table

| American Samoa | CNMI | Guam | Micronesia | Marshall Islands | Palau | Regional | Total |
|----------------|------|---------|------------|------------------|-------|----------|---------|
| N/E | N/E | \$2,000 | N/E | N/E | N/E | | \$2,000 |

5. Early Childhood Comprehensive Systems (ECCS): Building Health Through Integration

| | | | |
|-----------------|---|--------------------|---------|
| Description | The purpose of the Early Childhood Comprehensive Systems (ECCS): program is to improve physical, social, and emotional development during infancy and early childhood. The program strives to eliminate disparities and increase access to necessary early childhood services by engaging in systems development, integration activities, and by utilizing a collective impact approach to strengthen communities for families and young children. The program also seeks to improve the quality and availability of early childhood services at both the state and local levels. | | |
| Website | https://mchb.hrsa.gov/maternal-child-health-initiatives/mchb-programs | | |
| Program Contact | Name | Email | Region |
| | Barbara Hamilton | Bhamilton@hrsa.gov | Pacific |

| | |
|-------------------------|-----|
| Overall Program Funding | \$0 |
|-------------------------|-----|

Pacific Islands' Information

Pacific Islands' Achievements The primary goal of the ECCS program is to improve early childhood care and promote early learning; educate parents and caregivers about healthy child development; and provide support for families and caregivers.

Pacific Islands' Funding Table

| American Samoa | CNMI | Guam | Micronesia | Marshall Islands | Palau | Regional | Total |
|----------------|------|------|------------|------------------|-------|----------|-------|
| \$0 | \$0 | \$0 | \$0 | \$0 | \$0 | | \$0 |

6. Emergency Medical Services for Children (EMSC) Program

Description The purpose of the Emergency Medical Services for Children (EMSC) program is to reduce child and youth mortality and morbidity caused by severe illness or trauma by assuring health professionals are trained and equipped to medically manage and treat pediatric patients while en route to a medical facility. The program also forms collaboratives to ensure the expeditious transport and transfer of children to a definitive care facility when medically necessary.

The EMSC Program currently funds 75 grants to support improvements to pediatric emergency care within 49 states, DC, 5 territories including Guam, AS, CNMI, PR, and VI and the 3 Freely Associated States including RMI, Palau, and FSM. By having a presence across the United States, the EMSC program goal is to ensure that all children receive optimal emergency care no matter where they live. Each of these entities implements the same prehospital and hospital quality performance measures, representing the largest national effort for standardized pediatric emergency care. The EMSC program provides state infrastructure support to address the ongoing variability in care due to geographical, jurisdictional, and workforce issues as well as evolving best practices. To improve the quality of pediatric emergency care, the EMSC program continues to invest in initiatives that promote evidence-based or evidence-informed pediatric emergency care practices.

| | | | |
|-------------------------|---|----------------------------|---------|
| Website | https://emscimprovement.center/ | | |
| Program Contact | Name | Email | Region |
| | Theresa Morrison-Quinata | Tmorrison-quinata@hrsa.gov | Pacific |
| Overall Program Funding | \$614,571 | | |

Pacific Islands' Information

Pacific Islands' Achievements The EMSC State Partnership grantees received the final language for three new EMS-focused performance measures, effective March 1, 2017. During the first year, grantees will be collecting baseline data on these three performance measures, analyzing their data results, and formulating strategies for meeting the measures. The strategic planning process has already commenced with grantees presenting the three performance measures to their stakeholders in order to begin discussions on how best to meet the measures, and where they

anticipate challenges.

The three new measures are:

1. Use NEMSIS Data to identify pediatric patient care needs,
2. Coordinate EMS system pediatric emergency care, and
3. Perform a skill check for EMS providers on pediatric-specific equipment.

These performance measures were the result of a 3-year planning process that included federal partners, subject matter experts and stakeholders who identified the areas of need and assisted in the development of the language and scope of each performance measure. A number of EMSC State Partnership grantees participated in the planning process and provided input regarding the direction of the new measures.

EMSC State Partnership grantees have continued efforts to engage in ongoing quality improvement efforts by encouraging hospital emergency departments (EDs) to re-access the National Pediatric Readiness Project online portal. Over 1000 EDs have re-taken the assessment of their pediatric readiness this year. The first assessments of emergency departments was completed in 2013, and was a joint effort, between EMSC State Partnership grantees, the American Academy of Pediatrics, the Emergency Nurses Association, the American College of Emergency Physicians and others. The goal of the National Pediatric Readiness project is to ensure that all emergency departments comply with the joint policy statement "The Care of Children in the Emergency Department" (Pediatrics, 2009). This statement outlines resources necessary to ensure that hospital EDs stand ready to care for children of all ages, from neonates to adolescents.

Pacific Islands' Funding Table

| American Samoa | CNMI | Guam | Micronesia | Marshall Islands | Palau | Regional | Total |
|----------------|-----------|-----------|------------|------------------|-----------|----------|-----------|
| \$87,188 | \$105,378 | \$130,000 | \$57,005 | \$105,000 | \$130,000 | | \$614,571 |

7. Geriatrics Workforce Enhancement Program

Description

The overall goal of the Pacific Islands Geriatrics Workforce Enhancement Program is to develop a health care workforce that maximizes patient, family, and caregiver engagement and improves health outcomes for older adults by integrating interdisciplinary team geriatrics into primary care. The Pacific Islands Geriatrics Workforce Enhancement Program seeks to:

1. Transform clinical training environments to integrated geriatrics and primary care delivery systems,
2. Develop providers at all levels who can assess and address the needs of older adults and their families/caregivers,
3. Create resources with community based programs to increase skills and support for patients, families, and caregivers, and

4. Create resources for providers at all levels to assess and address dementia-specific problems.

The Pacific Islands Geriatrics Workforce Enhancement Program substantially benefits rural and underserved populations, addresses health disparities for Native Hawaiian and Pacific Island populations and addresses workforce development to support public health nursing needs in Hawaii. The region served includes all islands in Hawaii and the USAPI.

| | | | |
|-------------------------|---|-----------------|---------|
| Website | http://bhpr.hrsa.gov/grants/geriatricsalliedhealth/index.html | | |
| Program Contact | Name | Email | Region |
| | Joan Weiss | JWeiss@hrsa.gov | Pacific |
| Overall Program Funding | \$842,833 | | |

Pacific Islands' Information

Pacific Islands' Achievements The project developed and implemented integrated geriatrics and primary care health care delivery systems to provide clinical experiences for trainees with the goal of improving comprehensive, coordinated care for older adults.

Highlights of this project include:

- **Producing 20 USAPI program completers,**
- **Training 50 USAPIs in continuing educations in geriatrics,**
- **Implementing an integrated geriatrics and primary care system at the Physician Center of Mililani, located in an underserved and rural region on Oahu. The interprofessional teams (comprised of students from nursing, pharmacy, social work, and medicine, supervised by faculty from these disciplines) saw patients visiting the Physician Center of Mililani for their annual wellness visits (covered by Medicare)**
- **Holding planned meetings for the second clinical site, Kokua Kalihi Valley (KKV) Comprehensive Family Services (a Federally Qualified Health Center (FQHC)) throughout Spring 2016.**

Based on multiple discussions with stakeholders, the KKV team developed a completely different model and approach for geriatric screening that would uniquely fit this setting and provided direct teaching of patients, families, and caregivers through a variety of venues that were very successful. Over 160 people participated in teaching sessions.

Pacific Islands' Funding Table

| | | | | | | | |
|----------------|------|------|------------|------------------|-------|-----------|-----------|
| American Samoa | CNMI | Guam | Micronesia | Marshall Islands | Palau | Regional | Total |
| N/E | N/E | N/E | N/E | N/E | N/E | \$842,833 | \$842,833 |

8. Geriatrics Education Centers Program

| | | | |
|-----------------|------|-------|---------|
| Description | | | |
| Program Contact | Name | Email | Region |
| | | | [Please |

| | | | | | | | |
|---------------------------------------|------|---------|------------|------------------|-------|----------|-------|
| Overall Program Funding | \$0 | Choose] | | | | | |
| Pacific Islands' Funding Table | | | | | | | |
| American Samoa | CNMI | Guam | Micronesia | Marshall Islands | Palau | Regional | Total |
| N/E | N/E | N/E | N/E | N/E | N/E | \$0 | \$0 |

9. University of Hawaii Leadership Education in Neurodevelopmental and Related Disabilities (LEND)

| | | | | | | | |
|---------------------------------------|---|---------------------|------------|------------------|-------|-----------|-----------|
| Description | Since 1994, HRSA has funded the Hawaii Leadership Education in Neurodevelopmental and Related Disabilities (HILEND). The purpose of the HILEND program is to provide interdisciplinary training to enhance the clinical expertise and leadership skills of professionals dedicated to caring for children with neurodevelopmental disabilities and other related disabilities, including autism. In Guam, CNMI, RMI, AS, and FSM, the HILEND program supports the development of medium term trainees and serves as a continuing education partner. | | | | | | |
| Website | https://mchb.hrsa.gov/training/projects.asp?program=9 | | | | | | |
| Program Contact | Name | Email | | | | Region | |
| | Rita Maldonado | rmaldonado@hrsa.gov | | | | Pacific | |
| Overall Program Funding | \$528,210 | | | | | | |
| Pacific Islands' Information | | | | | | | |
| Pacific Islands' Achievements | In Guam, Commonwealth of Northern Marianas Islands, Republic of the Marshall Islands, American Samoa, and the Federated States of Micronesia the HILEND program will survey MCH and CSHCN directors to identify and prioritize community training and technical assistance focus for the year. | | | | | | |
| Pacific Islands' Funding Table | | | | | | | |
| American Samoa | CNMI | Guam | Micronesia | Marshall Islands | Palau | Regional | Total |
| N/E | N/E | \$0 | N/E | N/E | N/E | \$528,210 | \$528,210 |

10. Maternal, Infant, and Early Childhood Home Visiting (Home Visiting) Program

| | |
|-------------|---|
| Description | The Maternal, Infant, and Early Childhood Home Visiting (MIECHV) Program supports pregnant women and families and helps parents of children from birth to age 5 access the resources and develop the skills they need to raise children who are physically, socially, and emotionally healthy and ready to learn. Congress established MIECHV in 2010. HRSA administers the program in close partnership with the Administration for Children and Families (ACF). Through MIECHV, nurses, social workers, and other professionals meet with at-risk families in their homes, evaluate the families' circumstances, and connect families to resources that can make a difference in a child's health, development, and ability to learn. These resources include health care, developmental services for children, early education, parenting skills, child abuse prevention, and nutrition education or assistance. MIECHV Program grants are allocated to and support home visiting programs in all 50 states, DC, PR, VI, CNMI, Guam, and AM. While most of the program funds are allocated to state and territory home |
|-------------|---|

| | | | |
|-------------------------|--|-------------------|---------|
| | visiting grants and general technical assistance, 3 percent is set aside for awards to Indian tribes (or a consortium of Indian tribes), tribal organizations, and urban Indian organization, and 3 percent is set aside for research, evaluation, and corrective action technical assistance to grantees. | | |
| Website | https://mchb.hrsa.gov/maternal-child-health-initiatives/home-visiting-overview | | |
| Program Contact | Name | Email | Region |
| | Meseret Bezuneh | Mbezuneh@hrsa.gov | Pacific |
| Overall Program Funding | \$3,000,000 | | |

Pacific Islands' Information

Pacific Islands' Achievements MIECHV state and territory grantees provided nearly 3.3 million visits from FY 2012 through FY 2016. In FY 2016, states reported serving more than 160,000 parents and children in 893 counties across all 50 states, DC, and 5 territories. In FY 2015, the program served approximately 145,000 participants, 115,000 participants in FY 2014, 76,000 in FY 2013, and 34,000 in FY 2012.

Pacific Islands' Funding Table

| American Samoa | CNMI | Guam | Micronesia | Marshall Islands | Palau | Regional | Total |
|----------------|-------------|-------------|------------|------------------|-------|----------|-------------|
| \$1,000,000 | \$1,000,000 | \$1,000,000 | N/E | N/E | N/E | | \$3,000,000 |

11. Pacific AIDS Education and Training Center (PAETC)

| | | | |
|-------------------------|--|------------------|---------|
| Description | Of the eight regional AIDS Education and Training Centers around the nation that provide education, training, consultation, and clinical decision support to health care providers, allied health professionals, and health care support staff caring for people living with HIV/AIDS or at risk for contracting HIV, the Pacific AIDS Education and Training Center (PAETC) operates in AZ, CA, HI, NV, and the six USAPIs. | | |
| Website | www.paetc.org | | |
| Program Contact | Name | Email | Region |
| | Sherrillyn Crooks | Scrooks@hrsa.gov | Pacific |
| Overall Program Funding | \$304,560 | | |

Pacific Islands' Information

Pacific Islands' Achievements In Guam, the PAETC will be working with an FQHC that is also a Ryan White-funded HIV/AIDS Program. The clinic is part of the public health system and serves HIV patients from Micronesia and the Pacific Rim, including the six USAPIs. Through its local partner in Hawaii, the PAETC provided 3 highly interactive training programs for 57 health care providers. Program presentations included; New and Emerging Strategies to Simplify the Cure of Chronic HCV Infection (18 participants), Optimizing HIV Outcomes: Minimizing the Impact of Adverse Events (18 participants), and HIV Treatment Guidelines: Reviewing Essentials for Optimal Care (21 participants).

Pacific Islands' Funding Table

| American Samoa | CNMI | Guam | Micronesia | Marshall Islands | Palau | Regional | Total |
|----------------|------|------|------------|------------------|-------|-----------|-----------|
| N/E | N/E | N/E | N/E | N/E | N/E | \$304,560 | \$304,560 |

12. National Health Service Corps

| | | | |
|-------------------------|--|--------------------|---------|
| Description | The National Health Service Corps (NHSC) builds healthy communities by supporting qualified health care providers dedicated to working in areas of the U.S. with limited access to care. | | |
| Website | http://nhsc.hrsa.gov | | |
| Program Contact | Name | Email | Region |
| | Shari Campbell | Scampbell@hrsa.gov | Pacific |
| Overall Program Funding | \$250,251 | | |

Pacific Islands' Information

| | |
|-------------------------------|---|
| Pacific Islands' Achievements | In FY 2016, the NHSC field strength was more than 10,400 NHSC primary care medical, dental, nursing, and mental health practitioners serving at over 5,200 NHSC-approved sites. These practitioners provided care to more than 11 million people nationwide. Nationally, the NHSC Loan Repayment Program awarded 3,079 new awards and 2,111 continuations awards. In FY 2016, four new and four continuation loan repayment awards were made to clinicians working in CNMI and one loan repayment continuation award was made to a clinician in Guam. |
|-------------------------------|---|

Pacific Islands' Funding Table

| American Samoa | CNMI | Guam | Micronesia | Marshall Islands | Palau | Regional | Total |
|----------------|-----------|----------|------------|------------------|-------|----------|-----------|
| \$0 | \$230,251 | \$20,000 | \$0 | \$0 | \$0 | | \$250,251 |

13. Pacific Islands Primary Care Association

| | | | |
|-------------------------|--|------------------|---------|
| Description | The Pacific Island Primary Care Association (PIPCA) provides training and technical assistance (T/TA) to potential and existing Section 330 Health Center Programs and FQHCs in the USAPI. | | |
| Website | http://bphc.hrsa.gov/programopportunities/fundingopportunities/pca/ | | |
| Program Contact | Name | Email | Region |
| | Michael Weaver | Mweaver@hrsa.gov | Pacific |
| Overall Program Funding | \$704,493 | | |

Pacific Islands' Information

| | |
|-------------------------------|--|
| Pacific Islands' Achievements | PIPCA conducts statewide/regional health center T/TA activities based on the identified statewide/regional T/TA needs in the areas of program requirements and performance improvement for eight health centers located across the USAPI. The T/TA specific areas that PIPCA focuses on include: health professions workforce, Zika, betel nut, diabetes, and operational site visit support |
|-------------------------------|--|

Pacific Islands' Funding Table

| American Samoa | CNMI | Guam | Micronesia | Marshall Islands | Palau | Regional | Total |
|----------------|------|------|------------|------------------|-------|-----------|-----------|
| N/E | N/E | N/E | N/E | N/E | N/E | \$704,493 | \$704,493 |

14. Poison Control Program (PCP)

| | |
|-------------|--|
| Description | The purpose of the Poison Control Program (PCP) grants is to support poison control centers' (PCCs) efforts to prevent and provide treatment recommendations for poisonings; comply with operational requirements needed |
|-------------|--|

to sustain accreditation and/or achieve accreditation; and/or improve and enhance communications and response capability and capacity. Funds may also be used to improve the quality of data uploaded from PCCs to the National Poison Data System in support of national toxicosurveillance activities conducted by the U.S. Centers for Disease Control and Prevention. As the USAPI jurisdictions do not have their own individual PCC, they are serviced by two PCCs, with which they have contractual relationships. PCC services are accessed through the toll-free Poison Help number in AM and Guam (1-800-222-1222) and in FSM (1-888-222-4516).

| | | | |
|-------------------------|-------------------------|----------------------|---------|
| Website | www.PoisonHelp.hrsa.gov | | |
| Program Contact | Name | Email | Region |
| | Sondra Stevenson | Sstevenson1@hrsa.gov | Pacific |
| Overall Program Funding | \$57,466 | | |

Pacific Islands' Information

Pacific Islands' Achievements In FY 2016, the PCP provided \$17 million in grant funds to the nation's 55 PCCs, which represents 90 percent of Program funding.

Pacific Islands' Funding Table

| American Samoa | CNMI | Guam | Micronesia | Marshall Islands | Palau | Regional | Total |
|----------------|------|----------|------------|------------------|-------|----------|----------|
| \$15,000 | \$0 | \$30,000 | \$12,466 | \$0 | \$0 | | \$57,466 |

15. Western States Genetic Services Collaborative(WSGSC)

Description The Western States Genetic Services Collaborative (WSGSC) is one of seven Regional Genetic Collaboratives across the nation. The Collaborative develops and coordinates multi-state and territory activities to improve coordination, access, follow-up, and quality assurance for newborn screening (NBS) and genetic services. Designated states/territories include: Alaska, California, Hawaii, Idaho, Oregon, Washington, and Guam. The WSGSC continues to support the work of the Hawaii medical geneticist for the Guam Maternal and Child Health Branch newborn screening program, and Guam health care providers for telephone and e-mail consultations regarding NBS results and other genetics-related inquiries. There is ongoing review of all cases that were seen and outcomes after visits are documented. This information will be used to assess the value of providing genetic services in Guam and to determine next steps. Guam is an active participant in the WSGSC. Representatives from Guam's Maternal Child Health Branch and a family advocate attend the WSGSC's annual Regional Summit and participate in all webinars and conference calls. The WSGSC budget solely attributed to support Guam participants and activities is approximately \$12,000. Most of the WSGSC activities are a regional effort so it is difficult to determine what portion of the budget for joint activities is attributed strictly for Guam.

| | | | |
|-------------------------|--------------------------------------|------------------|---------|
| Website | http://www.westernstatesgenetics.org | | |
| Program Contact | Name | Email | Region |
| | Jill Shugar | Jshuger@hrsa.gov | Pacific |
| Overall Program Funding | \$12,000 | | |

Pacific Islands' Information

Pacific Islands' WSGSC Improve coordination, access, follow-up, and quality assurance for

| | | | | | | | |
|---------------------------------------|---|----------|------------|------------------|-------|----------|----------|
| Achievements | newborn screening and genetic services. | | | | | | |
| Pacific Islands' Funding Table | | | | | | | |
| American Samoa | CNMI | Guam | Micronesia | Marshall Islands | Palau | Regional | Total |
| \$0 | \$0 | \$12,000 | \$0 | \$0 | \$0 | | \$12,000 |

16. Ryan White HIV/AIDS Program Part B

| | | | |
|-------------------------|--|----------------|-----------------|
| Description | The Ryan White HIV/AIDS Treatment Extension Act of 2009 addresses the unmet health needs of persons living with HIV disease (PLWH) by funding core medical and support services that enhance access to and retention in health care. First enacted by Congress in 1990, the legislation was amended and reauthorized in 1996, 2000, 2006, and again in 2009. The Ryan White HIV/AIDS Program (RWHAP) reaches over 500,000 individuals each year, making it the federal government's largest program specifically for care and treatment services for PLWH. The RWHAP consists of four major funded programs, referred to as Parts (formerly referred to as Titles). Currently, the RWHAP provides Part B funding to each of the USAPI jurisdictions. Guam has been a Part B (Title II) recipient since 1991 and is considered a minimum award state. | | |
| Website | https://hab.hrsa.gov | | |
| Program Contact | Name | Email | Region |
| | Candace Webb | Cwebb@hrsa.gov | Pacific |
| | | | [Please Choose] |
| Overall Program Funding | \$476,790 | | |



| | | | | | | | |
|---------------------------------------|---|-----------|------------|------------------|----------|----------|-----------|
| Pacific Islands' Information | | | | | | | |
| Pacific Islands' Achievements | The RWHAP Part B and AIDS Drug Assistance Program provided funds to the USAPI jurisdictions to improve the quality, availability and organization of HIV health care and support services for PLWH in AS, CNMI, Guam, FSM, Palau, and RMI | | | | | | |
| Pacific Islands' Funding Table | | | | | | | |
| American Samoa | CNMI | Guam | Micronesia | Marshall Islands | Palau | Regional | Total |
| \$12,555 | \$48,923 | \$261,330 | \$50,000 | \$50,796 | \$53,186 | | \$476,790 |

17. Sickle Cell Disease Treatment Demonstration Program

| | |
|-------------|---|
| Description | The purpose of the Sickle Cell Disease Treatment Demonstration Program / Regional Collaboratives is to: (1) increase the number of providers that are treating sickle cell patients in the region; (2) increase the number of providers prescribing disease-modifying therapies, such as hydroxyurea; and (3) increase the number of sickle cell patients that are receiving care from providers with greater knowledge of how to treat sickle cell disease. Regional leads develop Sickle Cell Regional Collaboratives by developing strong partnerships with sub-awards between the applicant and a lead state-level partner from each state in the region. State-level partners will work with primary care providers in the state, using strategies such as the Primary Care Extension for Community Healthcare Outcomes to improve access to care for sickle cell disease. |
| Website | http://pacificscd.org/ |

| | | | |
|-------------------------|--------------------|---------------|---------|
| Program Contact | Name | Email | Region |
| | Edward Donnell Ivy | Eivy@hrsa.gov | Pacific |
| Overall Program Funding | \$0 | | |

Pacific Islands' Information

| | |
|-------------------------------|---|
| Pacific Islands' Achievements | <p>(1) increase the number of providers that are treating sickle cell patients in the region;</p> <p>(2) increase the number of providers prescribing disease-modifying therapies, such as hydroxyrea;</p> <p>(3) increase the number of sickle cell patients that are receiving care from providers with greater knowledge of how to treat sickle cell disease;</p> <p>(4) improve access to the best care for children and adults with sickle cell disease.</p> |
|-------------------------------|---|

Pacific Islands' Funding Table

| American Samoa | CNMI | Guam | Micronesia | Marshall Islands | Palau | Regional | Total |
|----------------|------|------|------------|------------------|-------|----------|-------|
| \$0 | \$0 | \$0 | \$0 | \$0 | \$0 | | \$0 |

18. State Primary Care Office

| | | | |
|-------------------------|--|--------------------|---------|
| Description | The purpose of State Primary Care Offices (PCOs) is to work in cooperation with region-wide organizations, to conduct needs assessments related to the primary care, dental health, and mental health workforce, and develop recruitment and retention activities in areas lacking adequate health services and health care providers. | | |
| Website | http://www.hrsa.gov/shortage/ | | |
| Program Contact | Name | Email | Region |
| | Kae Brickerd | Kbrickerd@hrsa.gov | Pacific |
| Overall Program Funding | \$195,855 | | |

Pacific Islands' Information

| | |
|-------------------------------|--|
| Pacific Islands' Achievements | <p>The USAPI PCO completed a Statewide Primary Care Needs Assessment that revealed that the socioeconomically disadvantaged and underserved populations of the Freely Associated States (FAS), Federated States of Micronesia, Palau, and Republic of the Marshall Islands had poorer access to primary care compared to populations of the Flag Territories, American Samoa, Commonwealth of the Northern Mariana Islands, and Guam. Even with high Health Professional Shortage Area (HPSA) scores, the FAS jurisdictions lacked adequate resources to recruit National Health Service Corps (NHSC) clinicians or other providers.</p> <p>The USAPI PCO coordinated partnerships and completed most of the data collection to update the HPSA and Medically Underserved Areas (MUA) designation requirements for three jurisdictions in the USAPI. Also all Community Health Centers (CHCs) in the region have auto-HPSA designations and NHSC</p> |
|-------------------------------|--|

site certification.

Established partnerships with the University of Hawaii, University of Arizona, Fiji National University, and colleges in the USAPI have been made to prepare and upskill a pool of potential candidates to qualify for, and thrive in, regional physician, dentist, and allied health training programs. The USAPI PCO has placed 25 students in the Doctors and Dentists for Tomorrow Summer Boot Camp, and enrolled 18 nurse practitioner trainees preselected from an intensive English and STEM skills pre-course training.

Pacific Islands' Funding Table

| American Samoa | CNMI | Guam | Micronesia | Marshall Islands | Palau | Regional | Total |
|----------------|------|------|------------|------------------|-------|-----------|-----------|
| \$0 | \$0 | \$0 | \$0 | \$0 | \$0 | \$195,855 | \$195,855 |

19. State Systems Development Initiative (SSDI)

| | | | |
|-------------------------|---|------------------|---------|
| Description | The purpose of the State System Development Initiative (SSDI) is to develop, enhance, and expand State Title V Maternal and Child Health (MCH) data capacity to allow for informed decision making and resource allocation that supports effective, efficient, and quality programming for women, infants, children, and youth, including children and youth with special health care needs. The purpose of SSDI was modified from previous grant cycles to reflect its alignment with transformation efforts in the Maternal and Child Health Services Block Grant to States program. These efforts seek to ensure the continued effectiveness and readiness of Title V-supported programs in responding to the changing needs of the nation's MCH population. | | |
| Website | https://mchb.hrsa.gov/maternal-child-health-initiatives/title-v-maternal-and-child-health-services-block-grant-program | | |
| Program Contact | Name | Email | Region |
| | Scott Snyder | Ssnyder@hrsa.gov | Pacific |
| Overall Program Funding | \$435,281 | | |

Pacific Islands' Information

| | |
|-------------------------------|---|
| Pacific Islands' Achievements | The SSDI Program builds and expands state MCH data capacity to support Title V program efforts and contribute to data driven decision making in MCH programs, and supports the State's Collaborative Improvement and Innovation Network to Reduce Infant Mortality through improved availability and reporting of timely data to inform efforts and track outcomes that drive quality improvement and collaborative learning. In addition, the SSDI Program advances the utilization of both the minimum and core data sets (M/CDS) for State Title V MCH programs. |
|-------------------------------|---|

Pacific Islands' Funding Table

| American Samoa | CNMI | Guam | Micronesia | Marshall Islands | Palau | Regional | Total |
|----------------|----------|----------|------------|------------------|----------|----------|-----------|
| \$94,663 | \$65,557 | \$57,956 | \$67,035 | \$57,956 | \$92,114 | | \$435,281 |

20. Title V Maternal&Child Health (MCH) Services Block Grant Program

| | |
|-------------|--|
| Description | The Title V MCH Services Block Grant Program has operated as a federal-state |
|-------------|--|

partnership for over 75 years. Title V provides a broad mandate for the provision of quality health care for all mothers and children in the nation, including children with special health care needs.

The purpose of the Title V MCH Services Block Grant is to provide and assure mothers and children (in particular those with low income or with limited availability of health services) access to quality MCH services; reduce infant mortality and the incidence of preventable diseases and handicapping conditions among children; reduce the need for inpatient and long-term care services; increase the number of children (especially preschool children) appropriately immunized against disease; increase the number of low income children receiving health assessments and follow-up diagnostic and treatment services; promote the health of mothers and infants by providing prenatal, delivery, and postpartum care for low income, at-risk pregnant women; promote the health of children by providing preventive and primary care services for low income children; provide rehabilitation services for blind and disabled individuals under the age of 16 receiving benefits under Title XVI, to the extent medical assistance for such services is not provided under Title XIX; and to provide and promote family-centered, community-based systems of services for such children and their families.

| | | | |
|-------------------------|---|---------------------------|---------|
| Website | https://mchb.hrsa.gov/maternal-child-health-initiatives/title-v-maternal-and-child-health-services-block-grant-program | | |
| Program Contact | Name | Email | Region |
| | Sheri Downing-Futrell | sdowning-futrell@hrsa.gov | Pacific |
| Overall Program Funding | \$2,579,029 | | |

Pacific Islands' Information

Pacific Islands' Achievements The Title V MCH Services Block Grant Program emphasizes accountability in ensuring that states meet the legislative and programmatic requirements while providing appropriate flexibility for each state to address the unique needs of its MCH population. The purpose of the Title V MCH Services Block Grant Program is to create Federal/State partnerships in all 59 States/jurisdictions that support service systems which address MCH needs, such as:

- **Significantly reducing infant mortality;**
- **Providing comprehensive care for women before, during, and after pregnancy and childbirth;**
- **Providing preventive and primary care services for infants, children, and adolescents;**
- **Providing comprehensive care for children and adolescents with special health care needs;**
- **Immunizing all children;**
- **Reducing adolescent pregnancy;**
- **Putting into community practice national standards and guidelines for prenatal care, for healthy and safe child care, and for the health supervision of infants, children, and adolescents; and**
- **Assuring access to care for all mothers and children.**

Pacific Islands' Funding Table

| | | | | | | | |
|----------|------|------|------------|----------|-------|----------|-------|
| American | CNMI | Guam | Micronesia | Marshall | Palau | Regional | Total |
|----------|------|------|------------|----------|-------|----------|-------|

| | | | | | | |
|-----------|-----------|-----------|-----------|-----------|-----------|-------------|
| Samoa | | | | | Islands | |
| \$485,591 | \$458,614 | \$749,969 | \$512,569 | \$226,608 | \$145,678 | \$2,579,029 |

21. Traumatic brain Injury (TBI) Program

| | | | |
|-----------------|---|------------------|--------|
| Description | Although HRSA has administered the federal TBI program effectively for nearly 20 years, the TBI Reauthorization Act of 2014 gave the HHS Secretary the responsibility to review the program's aims and goals and determine its best fit within HHS. As of October 1, 2015, the program moved to ACL | | |
| Program Contact | Name | Email | Region |
| | | CTurgel@hrsa.gov | |

Overall Program Funding \$0

Pacific Islands' Information

Pacific Islands' Achievements Although HRSA has administered the federal TBI program effectively for nearly 20 years, the TBI Reauthorization Act of 2014 gave the HHS Secretary the responsibility to review the program's aims and goals and determine its best fit within HHS. As of October 1, 2015, the program moved to ACL.

Pacific Islands' Funding Table

| American Samoa | CNMI | Guam | Micronesia | Marshall Islands | Palau | Regional | Total |
|----------------|------|------|------------|------------------|-------|----------|-------|
| \$0 | \$0 | \$0 | \$0 | \$0 | \$0 | | \$0 |

22. Universal Newborn Hearing Screening (UNHS) Program

| | |
|-------------|--|
| Description | The purpose of the Universal Newborn Hearing Screening (UNHS) Program is to support efforts to improve and ensure the implementation of state/territory wide newborn hearing screening and intervention programs. The UNHS program is defined as the screening of all newborns prior to hospital discharge (screening should be done by 1 month of age), audiologic diagnosis before 3 months of age, and enrollment in a program of early intervention before 6 months of age, and linkages to a medical home and family to family support for all infants with a hearing loss. |
|-------------|--|

Website <https://mchb.hrsa.gov/maternal-child-health-initiatives/mchb-programs>

| | | | |
|-----------------|---------------|-------------------|---------|
| Program Contact | Name | Email | Region |
| | Sadie Silcott | Ssilcott@hrsa.gov | Pacific |

Overall Program Funding \$1,353,476

Pacific Islands' Information

Pacific Islands' Achievements Since the inception of the UNHS Program, states and territories have been successful at identifying infants and children with permanent hearing loss. The UNHS Program has made progress toward the Healthy People 2020 objectives of screening newborns by no later than one month of age, performing audiological evaluations on infants by no later than 3 months of age, and providing interventions to infants identified as deaf/hard of hearing by no later than 6 months of age. For example:

- **Screening for hearing loss prior to hospital discharge improved from 95 percent in 2005 to 97 percent in 2013.** ^[1] ^[2]

- **Infants with positive screening results documented as receiving appropriate follow-up improved from 33 percent in 2005 to 65 percent in 2012 and 74 percent in 2013. This improvement was not universal, with loss-to-follow-up/documentation rates in states/territories ranging from 2.5 percent to 77 percent.**

[1] CDC Data (<http://www.cdc.gov/ncbddd/hearingloss/ehdi-data2013.html>). 2014 and 2015 data have not been validated and are not yet available.

[2]2013 is the most recent available data from CDC. Once 2014 data become available, the information will be updated to reflect those changes.

| Pacific Islands' Funding Table | | | | | | | |
|---------------------------------------|-----------|-----------|------------|------------------|----------|----------|-------------|
| American Samoa | CNMI | Guam | Micronesia | Marshall Islands | Palau | Regional | Total |
| \$249,999 | \$166,941 | \$299,400 | \$299,400 | \$250,000 | \$87,736 | | \$1,353,476 |

23. Faculty Loan Repayment Program

| | | | |
|-------------------------|---|------------------|--------|
| Description | No funding to the USAPIs in FY 2016. | | |
| Website | http://www.hrsa.gov/loanscholarships/repayment/Faculty/index.html | | |
| Program Contact | Name | Email | Region |
| | | SNorris@hrsa.gov | |
| Overall Program Funding | \$0 | | |

Pacific Islands' Information

Pacific Islands' Achievements No funding to the USAPIs in FY 2016.

Pacific Islands' Funding Table

| American Samoa | CNMI | Guam | Micronesia | Marshall Islands | Palau | Regional | Total |
|----------------|------|------|------------|------------------|-------|----------|-------|
| \$0 | \$0 | \$0 | \$0 | \$0 | \$0 | | \$0 |

24. Nurse Corps

| | | | |
|-------------------------|---|------------------|--------|
| Description | No funding to the USAPIs in FY 2016. | | |
| Website | http://www.hrsa.gov/loanscholarships/nursecorps/ | | |
| Program Contact | Name | Email | Region |
| | | Snorris@hrsa.gov | |
| Overall Program Funding | \$0 | | |

Pacific Islands' Information

Pacific Islands' Achievements No funding to the USAPIs in FY 2016.

Pacific Islands' Funding Table

| American Samoa | CNMI | Guam | Micronesia | Marshall Islands | Palau | Regional | Total |
|----------------|------|------|------------|------------------|-------|----------|-------|
| | | | | | | | |

| | | | | | | |
|-----|-----|-----|-----|-----|-----|-----|
| \$0 | \$0 | \$0 | \$0 | \$0 | \$0 | \$0 |
|-----|-----|-----|-----|-----|-----|-----|

25. Diabetes Management Referral System

| | | | |
|-------------------------|---|-----------------|---------|
| Description | The Diabetes Management Referral System is a project under the Commonwealth Healthcare Corporation (CHCC) that specifically targets adults that are diagnosed with diabetes and pre-diabetes. Based on dialysis data stated in the needs assessment, currently there is no referral system for patients with diabetes to link them to services within the community. The Diabetes Referral Management Program is a community-based program targeted to improve outreach and service delivery in local and regional communities. | | |
| Website | http://www.chcc.gov.mp | | |
| Program Contact | Name | Email | Region |
| | Sheila Tibbs | Stibbs@hrsa.gov | Pacific |
| Overall Program Funding | \$200,000 | | |

Pacific Islands' Information

| | |
|-------------------------------|--|
| Pacific Islands' Achievements | <p>In 2016, CHCC obtained over 90 patients to participate in the diabetes self-management education and 16 to participate in the Expanded Food and Nutrition Education Program at Northern Marianas College. This program is the first ever link between Clinical and the Public Health Department in the CNMI. CHCC will continue to:</p> <ul style="list-style-type: none"> ○ Expand the delivery of health care services to include new and enhanced services exclusively in rural communities; ○ Deliver health care services through the following strong, collaborative consortium, Hardt Eye Clinic, Northern Marianas College, Cooperative Research Extension and Education Service; ○ Adapt the evidence-based Genesys HealthWorks Health Navigator Model to link and support at-risk populations to health care services; and ○ Improve population health, demonstrate health outcomes and sustainability. |
|-------------------------------|--|

Pacific Islands' Funding Table

| American Samoa | CNMI | Guam | Micronesia | Marshall Islands | Palau | Regional | Total |
|----------------|-----------|------|------------|------------------|-------|----------|-----------|
| N/E | \$200,000 | N/E | N/E | N/E | N/E | | \$200,000 |

26. Grants to the States to Support Oral Health Workforce Activities

| | |
|-------------|---|
| Description | <p>The purpose of the Grants to States to Support Oral Health Workforce Activities is to develop a model program for the USAPIs on oral health workforce activities to address childhood caries for Dental Health Professional Shortage Areas in the Federated States of Micronesia (FSM). The long term goals are to:</p> <ul style="list-style-type: none"> - Assure primary oral health care for vulnerable populations and underserved |
|-------------|---|

geographic areas;

- Secure an appropriate supply and distribution of competent oral health providers in FSM states;

- Engage health care providers at all levels to care for the oral health of the high risk groups, young children including children with special health care needs, as an integrated part of their overall health care; and

- Develop national as well as distance learning methodologies that improve access to continuing education and training to support population-based primary oral health care for the underserved and high-risk children at the local, state, and national levels in the FSM.

| | | | |
|-------------------------|---|------------------|---------|
| Website | http://bhpr.hrsa.gov/grants/dentistry/sohw.html | | |
| Program Contact | Name | Email | Region |
| | Shane Rogers | SRogers@hrsa.gov | Pacific |
| Overall Program Funding | \$379,250 | | |

Pacific Islands' Information

Pacific Islands' Achievements A formal Dental Assistance Training Program was developed and implemented so that each state in FSM would be able to utilize them as mid-level oral health care providers for sealant, supervised tooth-brushing with fluoride toothpaste and fluoride varnish programs. Additionally, trainees were taught how to perform the Basic Screening Survey in order to support a surveillance program.

The grantee conducted intensive in-service training for the dentists at four hospital dental clinics. This training included management and planning skills not just content knowledge about prevention.

Continuing Education on oral health prevention was provided to dentists, non-dental health providers, teachers from Early Childhood Education (ECE) and Elementary Schools.

The grantee also set up a Quality Improvement manual and a uniform data collecting and reporting system. Quality Assessment was performed at each of the four states during site visits. The grantee assisted the dental chiefs and staff in implementing a public oral health prevention program. The project has provided topical iodine and fluoride varnish for over 2,000 children. Tooth brushing programs with fluoridated toothpaste programs were set up at the ECE centers, which covers over half of the enrollment in FSM.

The grantee is also conducting evaluation activities to support continual quality improvement and uniform data collection and reporting, and identify opportunities for mid-course corrections and improvements.

Pacific Islands' Funding Table

| American Samoa | CNMI | Guam | Micronesia | Marshall Islands | Palau | Regional | Total |
|----------------|------|------|------------|------------------|-------|----------|-----------|
| \$0 | \$0 | \$0 | \$379,250 | \$0 | \$0 | | \$379,250 |

27. Behavioral Health Workforce Education&Training for Professionals&Paraprofessionals

| | | | |
|-------------------------|--|------------------|---------|
| Description | Supported by the Behavioral Health Workforce Education and Training for Professionals and Paraprofessionals grant program, the Pacific Behavioral Health Affiliate Project's goal is to expand the behavioral health workforce by supporting education and training for behavioral health paraprofessionals at community colleges within the Pacific Region through a peer certification process. The Pacific Behavioral Health Collaborating Council has sole jurisdiction over the Certification Board for certifying substance abuse counselors and prevention specialists in the region. | | |
| | The Pacific Behavioral Health Affiliate Project will increase access to substance-abuse specific training and education necessary to meet certification requirements for treatment counselors and prevention specialists. The project will partner with the University of Nevada Reno Center for the Application of Substance Abuse Technologies, University of California Los Angeles Pacific Southwest Addiction Technology Transfer Center, and local community colleges to institutionalize courses taught by local college faculty. The training focus will be on substance abuse addiction and prevention including, but not limited to, the following: Problems of Substance Abuse and Addiction, Signs and Symptoms of Addiction, Fundamentals of Behavioral Health, Screening, and Client Engagement, and Substance Abuse Prevention. | | |
| Website | http://www.hrsa.gov/grants/apply/assistance/behavioralhealth/index.html | | |
| Program Contact | Name | Email | Region |
| | Melissa Moore | MMoore1@hrsa.gov | Pacific |
| Overall Program Funding | \$300,000 | | |

Pacific Islands' Information

Pacific Islands' Achievements
 Twelve experienced Pacific Islanders in behavioral health have completed 160 hours of Training of Trainer (TOT) certification in Foundations of Addictions Treatment by NAADAC, the Association for Addition Professionals. They are now ready to offer the course in their own island countries using face-to-face instructions.

The grantee also completed a review of University of Nevada Reno Addictions-specific courses and a cross walk with curriculum currently in place in Pacific community colleges. As a result, Guam Community College offered "Substance Abuse 101" in spring 2016.

Twelve Pacific Islander clinicians have completed their first thorough review of college-level courses they will be required to teach via a series of webinars. They also completed an intensive Faculty Development session in November 2016 on Guam.

Pacific Islands' Funding Table

| American Samoa | CNMI | Guam | Micronesia | Marshall Islands | Palau | Regional | Total |
|----------------|------|------|------------|------------------|-------|----------|-----------|
| \$300,000 | \$0 | \$0 | \$0 | \$0 | \$0 | | \$300,000 |

Substance Abuse and Mental Health Services Administration (SAMHSA)

The Substance Abuse and Mental Health Services Administration (SAMHSA) leads public health efforts to advance the behavioral health of the nation. SAMHSA's mission is to reduce the impact of substance abuse and mental illness on America's communities.

Agency Website: <https://www.samhsa.gov/>

1. Pacific Behavioral Health Workforce Development

| | | | |
|-------------------------|---|--------------------------------|---------|
| Description | In collaboration with the Pacific Behavioral Health Collaborating Council (PBHCC) composed of Behavioral Health leaders from the six U.S. Affiliated Pacific Islands, SAMHSA launched the Master Trainer Program (MTP) in 2011, an initiative designed to prepare Pacific Islanders to provide behavioral health training to their Pacific colleagues. Still ongoing, this effort has served as a foundation for and is now part of the HRSA-SAMHSA grant to the PBHCC, "Behavioral Health Workforce Education and Training for Professionals and Paraprofessionals in the Pacific Region." | | |
| Program Contact | Name | Email | Region |
| | Winnie Mitchell | winnie.mitchell@samhsa.hhs.gov | Pacific |
| Overall Program Funding | \$0 | | |

Pacific Islands' Information

| | |
|-------------------------------|---|
| Pacific Islands' Achievements | Since 2012, the fifteen Master Trainer candidates, identified by leaders of the US affiliated Jurisdictions, have participated in various trainings and site visits. For example, the Master Trainer Program had helped eight individuals become certified trainers in NAADAC's Foundations of Addiction Treatment Curriculum; these certified trainers have trained 60 substance use treatment counselors throughout the Pacific region. Moreover, ten of the trainer candidates completed the Training of Trainer modules of the Substance Abuse Prevention Specialist Training program, thereby allowing them to continue capacity building at a local level. SAMHSA will continue to work with the PBHCC to ensure these 15 individuals complete their required trainings to become certified trainers in their fields, thereby living up to the promise of behavioral health training "for the Pacific, by the Pacific." This work will be done in coordination with the HRSA-SAMHSA grant to the PBHCC. |
|-------------------------------|---|

Pacific Islands' Funding Table

| American Samoa | CNMI | Guam | Micronesia | Marshall Islands | Palau | Regional | Total |
|----------------|------|------|------------|------------------|-------|----------|-------|
| | | | | | | -0- | \$0 |

Center for Mental Health Services

1. Protection and Advocacy for Individuals with Mental Illness

| | |
|-------------|---|
| Description | <p>The purpose of this program is to support legal-based advocacy services that protect and advocate for the rights of individuals with significant (severe) mental illness (adults) and significant emotional impairments (children/youth) who are at risk for abuse, neglect, and rights violations.</p> <p>The PAIMI goals for FY2016:</p> <ul style="list-style-type: none"> • Ensure that the rights of individuals with mental illness are protected; • Assist States to establish and operate a protection and advocacy system for individuals with mental illness, which will protect and advocate the rights of such |
|-------------|---|

| | | | |
|-------------------------|---|---------------------------------|---------|
| | individuals through activities to ensure the enforcement of the Constitution and Federal and State statutes; and | | |
| | <ul style="list-style-type: none"> Investigate incidents of abuse and neglect of individuals with mental illness if the incidents are reported to the system or if there is probable cause to believe that these incidents occurred. | | |
| Website | http://www.samhsa.gov/laws-regulations-guidelines/civil-rights-protections | | |
| Program Contact | Name | Email | Region |
| | Cyntrice Bellamy | Cyntrice.Bellamy@samhsa.hhs.gov | Pacific |
| Overall Program Funding | \$687,900 | | |

Pacific Islands' Information

Pacific Islands' Achievements

American Samoa's Key Outcome

Number Persons Served-28

individual Abuse investigations/% favorably resolved-4/67%

individual neglect investigations/% favorably resolved-13/80%

individual rights violation investigations/% favorably resolved-23/100%

Non-Litigation/litigation Advocacy (events)-3

Public Awareness events-13

Guam's Key Outcomes

Number Persons Served- 33

individual Abuse investigations/% favorably resolved-2/100%

individual neglect investigations/% favorably resolved-7/100%

individual rights violation investigations/% favorably resolved-24/95%

Non-Litigation/litigation Advocacy (events)-0

Public Awareness events-29

CNMI's Key Outcomes

Number Persons Served-16

individual Abuse investigations/% favorably resolved-2/100%

individual neglect investigations/% favorably resolved-0/0%

individual rights violation investigations/% favorably resolved- 5/75%

Non-Litigation/litigation Advocacy (events)-0

Public Awareness events-30

| Pacific Islands' Funding Table | | | | | | | |
|--------------------------------|-----------|-----------|------------|------------------|-------|----------|-----------|
| American Samoa | CNMI | Guam | Micronesia | Marshall Islands | Palau | Regional | Total |
| \$229,300 | \$229,300 | \$229,300 | N/E | N/E | N/E | | \$687,900 |

2. Child Mental Health Initiative

| | | | |
|-------------------------|---|--|---------|
| Description | <p>The Children's Mental Health Initiative supports the development of comprehensive, community-based systems of care for children and youth with serious emotional disorders (SED) and their families through the delivery of services that incorporate family-driven, youth-guided, strength-based and culturally and linguistically competent care.</p> <p>The purpose of this program is to improve mental health outcomes for children and youth (birth to 21 years of age) with serious emotional disturbances (SED) and their families. This program will support the wide scale operation, expansion and integration of the system of care (SOC) approach by creating sustainable infrastructure and services that are required as part of the Comprehensive Community Mental Health Services for Children with Serious Emotional Disturbances (also known as the Children's Mental Health Initiative or CMHI).</p> <p>This cooperative agreement will support the provision of mental health and related recovery support services to children and youth with serious emotional disturbances, and those with early signs and symptoms of serious mental illness including first episode psychosis, and their families.</p> <p>The SOC Expansion and Sustainability Cooperative Agreements will build upon progress made in developing comprehensive systems of care across the country by focusing on sustainable financing, cross-agency collaboration, the creation of policy and infrastructure, and the development and implementation of evidence-based and evidence-informed services and supports. Other activities supported will include the implementation of systemic changes, training, and workforce development.</p> | | |
| Website | http://www.samhsa.gov/children | | |
| Program Contact | Name | Email | Region |
| | Andrew Hunt | gary.blau@samhsa.hhs.gov andrew.hunt@samhsa.hhs.gov | Pacific |
| Overall Program Funding | \$2,000,000 | | |

Pacific Islands' Information

| | |
|-------------------------------|---|
| Pacific Islands' Achievements | In FY16, Guam entered the final year of a 4 Year CMHI Cooperative Agreement ("Systems of Care Expansion Implementation"), which was funded off cycle and will end June 30, 2017. Work focused on providing comprehensive services to children with SED, and a number of Memorandum of Agreements were established to further enhance coordination across agencies. Policies, protocols, regulations and other infrastructure were established to institutionalize changes |
|-------------------------------|---|

to improve collaboration and ensure quality of services. Considerable progress was made with social marketing and public education around mental health awareness and anti-stigma marketing campaigns. Training of staff and community partners is also a strength in Guam, as well as strong youth and family involvement through advisory boards. One of the primary goals for Guam is implementing strategies to ensure the sustainability of services beyond the life of the grant.

In FY 16, The Commonwealth of Northern Mariana Islands were in the first of a 4 Year CMHI Cooperative Agreement ("Systems of Care Expansion and Sustainability"). There were challenges in staffing (recruitment, hiring and retention) for the new grant that delayed startup and implementation of grant activities. In particular, the project director position was vacant for months. Changes in the administrative and fiscal level at the Health Department also created challenges in startup and understanding of the grant goals and delays in locating office space for the new grant staff in Saipan. The islands were also dealing with ongoing recovery from the infrastructure damage (electricity, roads, internet connection) as a result of the two typhoons that hit in August 2015. Despite the challenges, there was some progress with establishing community advisory groups, training of staff and implementing mental health awareness/anti-stigma public education efforts. Direct services to children and families have just begun on a small scale.

The Government Project Officer will be in Guam and the 3 Northern Mariana Islands, with a team of consultants to conduct a grantee site visit between February 20-24, 2017.

| American Samoa | CNMI | Guam | Micronesia | Marshall Islands | Palau | Regional | Total |
|----------------|-------------|-------------|------------|------------------|-------|----------|-------------|
| \$0 | \$1,000,000 | \$1,000,000 | \$0 | \$0 | \$0 | | \$2,000,000 |

3. Project Linking Actions for Unmet Needs in Children's Health (Project Launch)

| | | | |
|-----------------|---|---------------------------------|---------|
| Description | <p>The goal of Project LAUNCH is to promote the social, emotional, behavioral and physical health and cognitive development of young children from birth to age 8.</p> <p>States, Territories, and Tribal grantees are funded to work with a pilot community for five years, pursuing dual goals of improving systems and services. Systems work focuses on improving coordination and collaboration across child-serving agencies and organizations; service goals include improving access to and availability of evidence-based prevention and wellness promotion practices, and infusing mental health-informed practices into primary care, early care and education, home visiting, and family settings. Local and state/territorial/tribal partnerships help to address barriers to success, and enable sustainability and scalability of innovations in practice and policy.</p> <p>Project LAUNCH's approach is predicated on the knowledge that early experiences are critical determinants of later health and behavioral health outcomes.</p> | | |
| Website | http://www.healthysafechildren.org/grantee/project-launch | | |
| Program Contact | Name | Email | Region |
| | Ekaterina Zoubak | Ekaterina.Zoubak@samhsa.hhs.gov | Pacific |
| | Yanique Edmond | Yanique.Edmond@samhsa.hhs.gov | Pacific |

| | |
|-------------------------|-------------|
| Overall Program Funding | \$1,301,420 |
|-------------------------|-------------|

Pacific Islands' Information

| | |
|-------------------------------|--|
| Pacific Islands' Achievements | <p>FSM: The purpose of FSM-Pohnpei Project LAUNCH is to strengthen the collaborative child serving systems that support the wellbeing of children ages birth to 8 and their families through: 1) young child wellness collaboration; 2) screening, referral and assessment; 3) promoting family engagement, strengthening and parenting skill; 4) staff/workforce development; 5) expanding public awareness of social emotional development of young children.</p> <p>Guam: The purpose of Guam LAUNCH is to promote the wellness of young children birth to 8 years of age by working to achieve four goals: (1) strengthen infrastructure to improve coordination and collaboration across child-serving systems and the integration of behavioral health and primary care; (2) expand use of evidence-based prevention and wellness promotion practices; (3) increase access to high quality screening, assessment, and prevention and promotion services; and (4) increase family, provider, and community awareness and knowledge of young child wellness. A significant focus is on providing culturally and linguistically competent services and the reduction of disparities. The entire island of Guam serves as the locality for Guam LAUNCH and direct services are provided primarily through the Community Health Centers (CHCs).</p> |
|-------------------------------|--|

Pacific Islands' Funding Table

| American Samoa | CNMI | Guam | Micronesia | Marshall Islands | Palau | Regional | Total |
|----------------|------|-----------|------------|------------------|-------|----------|-------------|
| \$0 | \$0 | \$800,000 | \$501,420 | \$0 | \$0 | | \$1,301,420 |

4. Projects for Assistance in Transition from Homelessness

| | | | |
|-------------------------|---|--------------------------------|---------|
| Description | This program provides community support services to individuals with serious mental illnesses who experience homelessness or at risk of being homeless. Some of the services included are outreach & engagement, screening and assessment, community mental health services, alcohol and drug treatment, supervisory services in a residential setting, limited housing services, and referrals to other needed services. It is available to the US territories in the Outer Pacific region – American Samoa, CNMI, and Guam. | | |
| Website | http://pathprogram.samhsa.gov | | |
| Program Contact | Name | Email | Region |
| | Sheryl Crawford | Sheryl.Crawford@samhsa.hhs.gov | Pacific |
| Overall Program Funding | \$150,000 | | |

Pacific Islands' Information

| | |
|-------------------------------|--|
| Pacific Islands' Achievements | The goal of the PATH Program is to reduce or eliminate homelessness for individuals with serious mental illnesses or co-occurring serious mental illness and substance use disorders who experience homelessness or are at imminent risk of becoming homeless. |
|-------------------------------|--|

Pacific Islands' Funding Table

| American Samoa | CNMI | Guam | Micronesia | Marshall Islands | Palau | Regional | Total |
|----------------|----------|----------|------------|------------------|-------|----------|-----------|
| \$50,000 | \$50,000 | \$50,000 | N/E | N/E | N/E | | \$150,000 |

5. Community Mental Health Services Block Grant

| | | | |
|-------------------------|---|---------------------------------|---------|
| Description | This program supports the provision of comprehensive community-based mental health services to adults with serious mental illness and children with serious emotional disturbances. It helps States and Jurisdictions develop and expand community-based systems of care. | | |
| Website | http://www.samhsa.gov/grants/block-grants | | |
| Program Contact | Name | Email | Region |
| | Cyntrice Bellamy | Cyntrice.Bellamy@samhsa.hhs.gov | Pacific |
| Overall Program Funding | \$843,014 | | |

Pacific Islands' Information

Pacific Islands' Achievements

American Samoa's Key Programs/Initiatives

To address the long standing need of establishing a coordinated and comprehensive mental health services system in the territory, DHSS commissioned the Florida State University College of Social Work, with funds available through the Department of the Interior, to conduct an assessment of the mental health infrastructure in the territory and to identify the needs and critical gaps within the current system. The comprehensive report provides a clear identification of the needs and weaknesses within the network of mental health services, critical gaps in the administrative structure of government in terms of delineating service delivery for mental health, and the need for legislation to assist in providing authority for the successful provision of these critical services. DHSS plans to implement recommendations and strategies included in the report over the next two years. DHSS will work together with the American Samoa Mental Health and Substance Abuse Planning Council to ensure that the plan is executed and followed through so that the existing fragmentation of mental health services starts to build and that the need to have a Systems of Care in place for the purpose of continuum of care for adults and children with mental illness becomes a priority.

AS is working towards a more inclusive and culturally appropriate care system by training staff on serving individuals within the LGBT community. In FY 2014-2015 AS began active engagement of the LGBT community and training of staff in services to individuals identified as LGBT. During 2016-2017 AS plans to continue to expand and improve LGBT services; provide additional training and supervision to staff and make educational materials more accessible to staff, clients and the community.

Guam FY16 Performance

- **In FY 2016, GBHWC implemented a screening process to minimize the number of inappropriate referrals to the Center and to expedite the assignment of a Lead Provider to the individual seeking services. As a result of this implementation, the Interdisciplinary Treatment Teams (ITT) is able assign a lead provider within 24-hours. Prior to this a lead provider assignment could take up to a month.**
- **The Electronic Behavioral Health Record (EBHR) went live on July 2015 and 100% of the GBHWC direct service staff utilizes**

the EBHR to document client services. Not all, however, are proficient in using the EBHR. 3 clinical staff were sent for certification training to serve as the local help desk at GBHWC and to problem solve issues that may arise, provide training to the clinical staff and develop clinical forms. One such form in review is the use of the ANSA (Adult Needs and Strengths Assessment tool).

- **A huge number of trainings occurred in FY 2016; Play Therapy, ASIST, DSM 5, Trauma Informed Care, and Collaborative Problem Solving to name a few. Additionally, GBHWC received consultation on projects and programs: First Episode Psychosis, Drug and Alcohol services, and Child and Adolescent Services. GBHWC also provided training to the community and other organizations in mental health and substance abuse.**
- **Challenges continue to be recruitment of professional staff such as Psychologists, Nurses and Psychiatrists, and recruitment of other mental health staff. Recruitment issues are challenges across many Government of Guam agency.**
- **Procurement continues to be a challenge. The procurement delays lead to returning grant funds. Procurement issues are challenges across most Government of Guam agencies.**

Overall, GBHWC continues to make improvements in service delivery across the various programs from drug and alcohol services, children services, adult services and inpatient hospitalization services.

Marshall Islands FY16 Performance

- **Mental Health Program staff visited 3 outer islands to present presentation on Stigma ad discrimination**
- **School Based Counseling Services in two schools**
- **Conducted Psycho –Education Trainings to family members in in two villages**
- **Every Tuesdays and Thursdays, home visits by MH nurses to give medications to patients who cannot come to MH clinic**
- **Mental health program staff and the new incoming hospital psychiatrist conducted meetings with Mayors during the Mayor Association Group meetings on Majuro regarding the FEP Program**

CNMI State Mental Health Priorities

- **Establish and implement levels of care for recovery services; substance abuse treatment and recovery peer support.**
- **Provide psycho education groups for clients and families with SMI and SED.**

Micronesia FY16 Performance

- **The Mental Health program has been assisting on average 480 clients in FY16. Amongst the 480, they received group counseling, individual counseling, assessment/evaluation, day care, emergency care, medication and other services**
- **PILOT PROJECT (EMPLOYMENT) – Peer Employment Program**

Palau's Key Programs/Initiatives

- **Increase the number of youth receiving CSC services**

The Division of Behavioral Health is applying their limited FEP funds to outreach, education and engagement activities seeking to increase the number of individuals with FEP who have access to behavioral health services. While Palau does not have in place a fully operational CSC program, it does offer components of the model that are available to individuals identified as in need of services. In addition to these efforts, The Division is also providing training to provider staff on the CSC model.

- **Expand Supported Employment Services to individuals with SMI**

The Division is meeting this challenge through the expansion of psychosocial rehabilitation program services with a focus on employment preparation and employment supports.

| Pacific Islands' Funding Table | | | | | | | |
|---------------------------------------|----------|-----------|------------|------------------|----------|----------|-----------|
| American Samoa | CNMI | Guam | Micronesia | Marshall Islands | Palau | Regional | Total |
| \$98,148 | \$91,782 | \$287,665 | \$190,316 | \$125,103 | \$50,000 | | \$843,014 |

Center for Substance Abuse Prevention

1. Strategic Prevention Framework Partnership for Success (SPF PFS)

| | | | |
|-----------------|--|-------------------------------|---------|
| Description | The SPF-PFS is designed to address two of the nation's top substance abuse prevention priorities: 1) underage drinking among persons aged 12 to 20; and 2) prescription drug misuse and abuse among persons aged 12 to 25. These awards provide an opportunity for recipients of the Substance Abuse Block Grant (SABG) that have completed a Strategic Prevention Framework State Incentive Grant (SPF SIG) and are not currently receiving funding through SAMHSA's Partnerships for Success (PFS) grants (including the SPF-PFS II grant) to acquire additional resources to implement the SPF process at the state/jurisdiction and community levels. Equally important, the SPF-PFS program promotes the alignment and leveraging of prevention resources and priorities at the federal, state, and community levels. | | |
| | Eligible Applicants: AS, CNMI, Guam, FSM, RMI & ROP. | | |
| Website | http://www.samhsa.gov/spf | | |
| Program Contact | Name | Email | Region |
| | Clarese Holden | Clarese.Holden@samhsa.hhs.gov | Pacific |
| Overall Program | \$7,589,651 | | |

| | | | | | | | |
|---------------------------------------|--|-------------|-------------|------------------|-------------|----------|-------------|
| Funding | | | | | | | |
| Pacific Islands' Information | | | | | | | |
| Pacific Islands' Achievements | American Samoa, Guam, Palau, CNMI, RMI and FSM are developing comprehensive strategic plans, providing intensive training on the Strategic Prevention Framework (Five step process), developing community requests for proposals. The coalitions are working in partnership with the local schools, law enforcement and non-governmental organizations to reduce underage drinking in their communities. The jurisdictions are developing innovative data collection and reporting strategies that are culturally appropriate for the community. | | | | | | |
| Pacific Islands' Funding Table | | | | | | | |
| American Samoa | CNMI | Guam | Micronesia | Marshall Islands | Palau | Regional | Total |
| \$735,018 | \$1,304,330 | \$1,457,500 | \$1,306,000 | \$1,360,000 | \$1,426,803 | | \$7,589,651 |

2. CSAP&CSAT - Substance Abuse Prevention&Treatment Block Grant (SABG)

| | | | |
|-------------------------|---|----------------------------------|-----------|
| Description | The SABG is awarded for the purpose of planning, carrying out, and evaluating activities to prevent and treat substance abuse and for related activities as defined in 42 USC §§ 300x-21-66. The SABG statutory requirements and responsibilities are operationalized and implemented in accordance with 42 CFR §§ 96.120-137. As an operational division of the U.S. Department of Health and Human Services, SAMHSA works closely with other agencies, organizations, and operational divisions to support substance abuse prevention and substance use disorder (SUD) treatment and recovery services which are provided by public and other private, non-profit community- and faith based organizations accredited, approved or licensed by a state or jurisdiction. It is an integral component of demand reduction in the Office of National Drug Control Policy's National Drug Control Strategy. | | |
| Website | http://www.samhsa.gov/grants/block-grants | | |
| Program Contact | Name | Email | Region |
| | Donna J Hillman, M.Ed. | donna.hillman@samhsa.hhs.gov | Pacific |
| | Kimberly A. Beniquez, MS, CADC, CCPD | kimberly.beniquez@samhsa.hhs.gov | Caribbean |
| Overall Program Funding | \$26,396,327 | | |

| | |
|-------------------------------------|---|
| Pacific Islands' Information | |
| Pacific Islands' Achievements | The statute (42 U.S.C. §§ 300x-21-66) and regulation (45 CFR §§ 96.120-137) governing the SABG contains both expenditure and performance requirements including, but not limited to, the following: Providing primary prevention services to individuals, communities and families; providing SUD treatment and recovery services designed for substance using pregnant women and women with dependent children and persons who inject drugs; risk assessment and referral for TB services; early intervention services for HIV at the site(s) at which individuals receive SUD treatment services; limiting access to tobacco products to individuals under the age of 18; assuring that substance using pregnant women are given preference in admission to SUD treatment facilities; improving the referral process for individuals; coordinating prevention activities and treatment services with the provision of other appropriate services; submitting an assessment of need for both prevention and treatment in the state; an assurance that the state has a system to protect patient records from inappropriate disclosure; and a system designed to comply with services |

provided by nongovernmental organizations, i.e. charitable choice.

| Pacific Islands' Funding Table | | | | | | | |
|---------------------------------------|-----------|-------------|------------|------------------|-----------|----------|-------------|
| American Samoa | CNMI | Guam | Micronesia | Marshall Islands | Palau | Regional | Total |
| \$342,788 | \$320,555 | \$1,004,691 | \$664,690 | \$436,931 | \$132,321 | | \$2,901,976 |

| Caribbean Islands' Funding Table | | | |
|---|--------------|----------|--------------|
| U.S. Virgin Islands | Puerto Rico | Regional | Total |
| \$656,127 | \$22,838,224 | | \$23,494,351 |

3. Drug Free Communities (DFC)

| Description | The DFC is a collaborative initiative, sponsored by the White House Office of National Drug Control Policy (ONDCP), in partnership with SAMHSA, which works to establish and strengthen collaboration among communities, public and private non-profit agencies, and federal, State, local, and tribal governments to support the efforts of community coalitions working to prevent and reduce substance use among youth. For the purposes of this grant, "youth" is defined as individuals 18 years of age and younger. | | | | | | |
|-------------------------|---|--------|-------|--------|------------------|---------------------------------|------|
| Website | http://www.whitehouse.gov/ondcp/drug-free-communities-support-program | | | | | | |
| Program Contact | <table border="1"> <thead> <tr> <th>Name</th> <th>Email</th> <th>Region</th> </tr> </thead> <tbody> <tr> <td>Charles Reynolds</td> <td>Charles.Reynolds@samhsa.hhs.gov</td> <td>Both</td> </tr> </tbody> </table> | Name | Email | Region | Charles Reynolds | Charles.Reynolds@samhsa.hhs.gov | Both |
| Name | Email | Region | | | | | |
| Charles Reynolds | Charles.Reynolds@samhsa.hhs.gov | Both | | | | | |
| Overall Program Funding | \$875,000 | | | | | | |

Pacific Islands' Information

| | |
|-------------------------------|--|
| Pacific Islands' Achievements | American Samoa: The American Samoa coalition uses a variety of strategies and activities across community stakeholders to implement its action plan, which is designed to reduce underage drinking and tobacco misuse. These activities included the implementation of activities, which addressed policies/ordinances and laws, thus influencing environmental change. |
|-------------------------------|--|

Pacific Islands' Funding Table

| American Samoa | CNMI | Guam | Micronesia | Marshall Islands | Palau | Regional | Total |
|----------------|------|------|------------|------------------|-------|----------|-----------|
| \$125,000 | \$0 | \$0 | \$125,000 | \$0 | \$0 | | \$250,000 |

Caribbean Islands' Information

| | |
|---------------------------------|---|
| Caribbean Islands' Achievements | Puerto Rico: The Puerto House of Representatives approved placing a warning label on all alcohol bottles. The bill now is headed to the Senate. Morovis, PR instituted a public ordinance restricting the hours a business can sell alcohol. |
|---------------------------------|---|

Caribbean Islands' Funding Table

| U.S. Virgin Islands | Puerto Rico | Regional | Total |
|---------------------|-------------|----------|-----------|
| | \$625,000 | | \$625,000 |

4. Center for the Application of Prevention of Technologies (CAPT)

| | |
|-------------|---|
| Description | The CAPT provides state-of-the-art training and technical assistance designed to build the capacity of SAMHSA grantees and develop the skills, knowledge, and |
|-------------|---|

| | | | |
|-------------------------|---|-------------------------------|---------|
| | expertise of the prevention workforce. | | |
| Website | http://samhsa.gov/capt | | |
| Program Contact | Name | Email | Region |
| | Jorielle Brown | Jorielle.Brown@samhsa.hhs.gov | Pacific |
| | Carol McHale | Carol.McHale@samhsa.hhs.gov | Pacific |
| Overall Program Funding | \$82,000 | | |

Pacific Islands' Information

| | |
|-------------------------------|--|
| Pacific Islands' Achievements | In FY2016, the CAPT provided a range of training and technical assistance (T/TA) services to support the prevention efforts of Grantees in the Pacific Jurisdictions. Examples of services delivered in FY2016 include: T/TA to build the capacity of jurisdiction- and community-level staff to understand core substance abuse prevention concepts; assess community readiness to address prevention priorities; develop comprehensive prevention plans informed by logic models and evidence-based interventions; implement and evaluate strategic plans; and develop successful collaborative partnerships. In addition, Commonwealth of the Northern Mariana Islands (CNMI), Federated States of Micronesia (FSM) and the Republic of Marshall Islands (RMI) were eligible to participate in the CAPT's <i>Coaching for Success: Building Community Capacity to Address Substance Abuse Prevention</i> initiative. This initiative supports states, tribes, and jurisdictions in achieving their PFS goals by providing targeted and intensive technical assistance to a limited group of PFS high-need sub-recipient grantees. |
|-------------------------------|--|

Pacific Islands' Funding Table

| American Samoa | CNMI | Guam | Micronesia | Marshall Islands | Palau | Regional | Total |
|----------------|----------|----------|------------|------------------|-------|----------|----------|
| \$1,000 | \$21,000 | \$40,000 | \$10,000 | \$10,000 | \$0 | | \$82,000 |

Center for Substance Abuse Treatment

1. Addiction Technology Transfer Centers

| | | | |
|-------------------------|---|----------------------------------|--------|
| Description | The purpose of this program is to develop and strengthen the workforce that provides addiction treatment and recovery support services to those in need. In partnership with Single State Authorities, treatment provider associations, addiction counselors, multidisciplinary behavioral health professionals, faith and recovery community leaders, family members of those in recovery, and other stakeholders, the ATTCs assess the training and development needs of the substance use disorders workforce, and develop and conduct training and technology transfer activities to meet identified needs. | | |
| Website | http://www.attcnetwork.org/home | | |
| Program Contact | Name | Email | Region |
| | Audra Stock, Director, CSAT Division of Services Improvement | audra.stock@samhsa.hhs.gov | Both |
| | Humberto Carvalho, Project Officer | humberto.carvalho@samhsa.hhs.gov | Both |
| Overall Program Funding | \$1,539,148 | | |

Pacific Islands' Information

Pacific Islands' Achievements

Ongoing:

- The Pacific Southwest ATTC (PSATTC) team at the University of Nevada/Reno (CASAT) is working with the PBHCC and representatives from their local community colleges to help them develop access to advanced substance abuse services education with an emphasis on college credit-bearing courses in a couple of different ways: (1) facilitating enrollment of eligible individuals into UNR online courses; and (2) working with community colleges to help them take existing curricula (online and face-to-face) and develop courses that can be implemented at the local community colleges as coursework for enrolled students.
- In summer 2016, the PSATTC initiated a relationship with Johnny Hadley from FSM. He is the Coordinator of the CDC-funded REACH program (active through Sept 2017). Mr. Hadley is interested in being a part of discussions regarding future training/TA and capacity building activities geared specifically to FSM.

2016 Activities:

- Dr. Freese, Director from the PSATTC, conducted a weeklong training visit to Oahu, HI for the Pacific Jurisdictions Faculty Development Training involving a cadre of trainers from across the Pacific Jurisdictions (Aug 2016)
- Dr. Freese conducted two 2-day ASAM Criteria trainings for representatives from the Pacific Islands on Oahu and Maui (Sept 2016)

2017 (Planned Activities):

- Dr. Freese will visit RMI for a weeklong training/TA trip. Two previous planned trips in 2016 were cancelled due to on island scheduling conflicts.
- The PSATTC is in the process of establishing a collaborative relationship with the Pacific Islands Health Officers Association.

Pacific Islands' Funding Table

| American Samoa | CNMI | Guam | Micronesia | Marshall Islands | Palau | Regional | Total |
|----------------|------|------|------------|------------------|-------|-----------|-----------|
| | | | | | | \$775,000 | \$775,000 |

Caribbean Islands' Information

Caribbean Islands' Achievements

Northeast/Caribbean ATTC Training and TA provided in 2016

Early Identification Activities

- **Screening, Brief Intervention, and Referral to Treatment (SBIRT) training and technical assistance (TA) for Federally Qualified Health Centers (FQHC)**
 - **Motivational Interviewing training for the Mothers, Child & Adolescent Division, PR Department of Health's service providers who intervene with at-risk adolescents mothers during pregnancy**
 - **Fetal Alcohol Spectrum Disorders Awareness training (PR)**
 - **Symptoms indicators for co-occurring disorders training for service providers in different agencies and impacting different populations (homeless, criminal justice, family services, physicians) (USVI & PR)**
-

Workforce Development Activities & TA

ü Medication Assisted Treatment

- - **Buprenorphine Treatment: Training for Multidisciplinary Addiction Professionals**
- - **Buprenorphine and Office-Based Treatment of Opioid Dependence- Waiver training for physicians in Puerto Rico**
- - **On-going TA for treatment facilities providing buprenorphine in PR**
- - **Coordination for TA visit of the Territorial Director of Mental Health**

Virgin Islands Department of Health, Berlina Wallace, to the medication-assisted treatment in Puerto Rico providing methadone for opiate use. Ms. Berlina and a staff member had the opportunity to visit all the continuum of services comprising this treatment and discussed advantages of buprenorphine tx.

ü Workforce training activities for the Single State Agencies (PR & USVI), Puertorrican Judiciary Academy, Professional Associations (USVI & PR), Department of Health (USV & PR) and Community Based Organizations and behavioral health service providers.

Recovery Support Continuum

- - **Training in Recovery Oriented Systems of Care, Wellness Self-Management and Principles of Recovery**
- - **Planning to develop training curriculum for the role of peer specialists.**

Faculty Development

- - **Master in Health Science in Substance Abuse Counseling, Universidad Central del Caribe in Puerto Rico on-going support for faculty development with up-date research and evidence best practices and training for trainers activities.**

| U.S. Virgin Islands | Puerto Rico | Regional | Total |
|---------------------|-------------|-----------|-----------|
| | | \$764,148 | \$764,148 |

2. Screening, Brief Intervention and Referral to Treatment (SBIRT) Program

| | | | |
|-----------------|--|------------------------------|---------|
| Description | The purpose of this program is to implement screening, brief intervention and referral to treatment services for adults in primary care and community health settings, for substance misuse and substance use disorders (SUD). | | |
| Website | http://www.samhsa.gov/sbirt | | |
| Program Contact | Name | Email | Region |
| | Audene Watson | Audene.Watson@samhsa.hhs.gov | Pacific |

| | | | | | | | |
|---------------------------------------|--|------|------------|------------------|-------|----------|-------------|
| Overall Program Funding | \$1,640,000 | | | | | | |
| Pacific Islands' Information | | | | | | | |
| Pacific Islands' Achievements | American Samoa is on a no-cost extension and is expending the last of its SBIRT funds in 2017. | | | | | | |
| Pacific Islands' Funding Table | | | | | | | |
| American Samoa | CNMI | Guam | Micronesia | Marshall Islands | Palau | Regional | Total |
| \$1,640,000 | \$0 | \$0 | N/E | N/E | N/E | | \$1,640,000 |

Housing and Urban Development (HUD)

The mission of the U.S. Housing Urban Development (HUD) is to create strong, sustainable, inclusive communities and quality affordable homes for all. HUD is working to strengthen the housing market to bolster the economy and protect consumers; meet the need for quality affordable rental homes; utilize housing as a platform for improving quality of life; build inclusive and sustainable communities free from discrimination; and transforms the way HUD does business. Website:<http://www.hud.gov> [Click 'Program Offices' for more detail on programs.]

Department Website: <http://www.hud.gov>

Multifamily Housing

1. Project-based Section 8

| | | | | | | | |
|---------------------------------------|--|--------------------------|------------|------------------|-------|----------|-------------|
| Description | Provides rental subsidies for eligible tenant families (including single persons) residing in newly constructed, rehabilitated and existing rental and cooperative apartment projects. | | | | | | |
| Program Contact | Name | Email | | | | Region | |
| | Silvia.L.Cuellar | Silvia.L.Cuellar@hud.gov | | | | Pacific | |
| Overall Program Funding | \$1,833,552 | | | | | | |
| Pacific Islands' Funding Table | | | | | | | |
| American Samoa | CNMI | Guam | Micronesia | Marshall Islands | Palau | Regional | Total |
| \$0 | \$1,383,144 | \$450,408 | N/E | N/E | N/E | | \$1,833,552 |

2. Service Coordinator Program

| | | | | | | | |
|-------------------------|---|--------------------------|--|--|--|---------|--|
| Description | Provides funding for the employment of Service Coordinators in insured and assisted apartment housing that is designed for the elderly and persons with disabilities. | | | | | | |
| Program Contact | Name | Email | | | | Region | |
| | Silvia.L.Cuellar | Silvia.L.Cuellar@hud.gov | | | | Pacific | |
| Overall Program Funding | \$68,981 | | | | | | |

| Pacific Islands' Funding Table | | | | | | | |
|---------------------------------------|------|----------|------------|------------------|-------|----------|----------|
| American Samoa | CNMI | Guam | Micronesia | Marshall Islands | Palau | Regional | Total |
| \$0 | \$0 | \$68,981 | N/E | N/E | N/E | | \$68,981 |

Community Development Block Grant Program

1. Community Development Block Grants (CDBG)

| | | | | | | | |
|-------------------------|---|-------------------------|--|--|--|---------|--|
| Description | Provides eligible metropolitan cities and urban counties (called "entitlement communities") with annual direct grants that they can use to revitalize neighborhoods, expand affordable housing and economic opportunities and/or improve community facilities and services, principally to benefit low and moderate income persons. | | | | | | |
| Program Contact | Name | Email | | | | Region | |
| | Mark.A.Chandler | Mark.A.Chandler@hud.gov | | | | Pacific | |
| Overall Program Funding | \$5,051,268 | | | | | | |

| Pacific Islands' Funding Table | | | | | | | |
|---------------------------------------|-----------|-------------|------------|------------------|-------|----------|-------------|
| American Samoa | CNMI | Guam | Micronesia | Marshall Islands | Palau | Regional | Total |
| \$1,022,457 | \$984,846 | \$3,043,965 | N/E | N/E | N/E | | \$5,051,268 |

2. Home Investment Partnership Program (HOME)

| | | | | | | | |
|-------------------------|---|-------------------------|--|--|--|---------|--|
| Description | Provides formula grants to states and localities that communities use, often in partnership with local nonprofit groups, to fund a wide range of activities that build, buy, and/or rehabilitate affordable for rent or homeownership or provide direct rental assistance to low-income people. | | | | | | |
| Program Contact | Name | Email | | | | Region | |
| | Mark.A.Chandler | Mark.A.Chandler@hud.gov | | | | Pacific | |
| Overall Program Funding | \$1,258,459 | | | | | | |

| Pacific Islands' Funding Table | | | | | | | |
|---------------------------------------|-----------|-----------|------------|------------------|-------|----------|-------------|
| American Samoa | CNMI | Guam | Micronesia | Marshall Islands | Palau | Regional | Total |
| \$183,260 | \$326,477 | \$748,722 | N/E | N/E | N/E | | \$1,258,459 |

3. Homeless Assistance Program

| | | | | | | | |
|-------------|---|--|--|--|--|--|--|
| Description | Provides applicants potential applicants, grantees, and project sponsors for McKinney Act funded Emergency Shelter Grants, Supportive Housing Program, Section 8 Moderate Rehabilitation Single Room Occupancy and Shelter Plus Care projects with technical assistance to promote the development of housing and supportive services as part of the Continuum of Care approach, including innovative approaches to assist homeless persons in the transition from homelessness, and to enable them to live as independently as possible. | | | | | | |
|-------------|---|--|--|--|--|--|--|

| | | | |
|-------------------------|-----------------|-------------------------|---------|
| Program Contact | Name | Email | Region |
| | Mark.A.Chandler | Mark.A.Chandler@hud.gov | Pacific |
| Overall Program Funding | \$1,122,558 | | |

Pacific Islands' Funding Table

| American Samoa | CNMI | Guam | Micronesia | Marshall Islands | Palau | Regional | Total |
|----------------|------|-------------|------------|------------------|-------|----------|-------------|
| \$0 | \$0 | \$1,122,558 | N/E | N/E | N/E | | \$1,122,558 |

4. Emergency Solutions Grants (ESG)

| | | | |
|-------------------------|---|-------------------------|---------|
| Description | Provides grants for the rehabilitation or conversion of buildings into homeless shelters. It also funds certain related social services, operating expenses, homeless prevention activities and administrative costs. | | |
| Program Contact | Name | Email | Region |
| | Mark.A.Chandler | Mark.A.Chandler@hud.gov | Pacific |
| Overall Program Funding | \$388,448 | | |

Pacific Islands' Funding Table

| American Samoa | CNMI | Guam | Micronesia | Marshall Islands | Palau | Regional | Total |
|----------------|----------|-----------|------------|------------------|-------|----------|-----------|
| \$79,315 | \$74,900 | \$234,233 | N/E | N/E | N/E | | \$388,448 |

Public and Indian Housing

1. HUD-VASH

| | | | |
|-------------------------|---|------------------|---------|
| Description | Combines Housing Choice Voucher (HCV) rental assistance for homeless Veterans with case management and clinical services provided by the Department of Veterans Affairs (VA). | | |
| Program Contact | Name | Email | Region |
| | Jesse Wu | Jesse.Wu@hud.gov | Pacific |
| Overall Program Funding | \$25,967 | | |

Pacific Islands' Funding Table

| American Samoa | CNMI | Guam | Micronesia | Marshall Islands | Palau | Regional | Total |
|----------------|------|----------|------------|------------------|-------|----------|----------|
| \$0 | \$0 | \$25,967 | N/E | N/E | N/E | | \$25,967 |

2. Public Housing Capital Funds Program

| | | | |
|-----------------|---|------------------|---------|
| Description | Provides Public Housing Agencies administering the low-income public housing program with funds to help cover the annual cost of upgrading their public housing developments. | | |
| Program Contact | Name | Email | Region |
| | Jesse Wu | Jesse.Wu@hud.gov | Pacific |

| | | | | | | | |
|---------------------------------------|-------------|-------------|------------|------------------|-------|----------|-------------|
| Overall Program Funding | \$1,362,144 | | | | | | |
| Pacific Islands' Funding Table | | | | | | | |
| American Samoa | CNMI | Guam | Micronesia | Marshall Islands | Palau | Regional | Total |
| \$0 | \$0 | \$1,362,144 | N/E | N/E | N/E | | \$1,362,144 |

3. Public Housing Operating Funds Program

| | | | | | | | |
|---------------------------------------|---|-------------|------------------|------------------|-------|----------|-------------|
| Description | Provides Public Housing Agencies administering the low-income public housing program with operating subsidies to cover the difference between an allowable expenses level and total operating income. | | | | | | |
| Program Contact | Name | | Email | | | Region | |
| | Jesse Wu | | Jesse.Wu@hud.gov | | | Pacific | |
| Overall Program Funding | \$4,035,892 | | | | | | |
| Pacific Islands' Funding Table | | | | | | | |
| American Samoa | CNMI | Guam | Micronesia | Marshall Islands | Palau | Regional | Total |
| \$0 | \$0 | \$4,035,892 | N/E | N/E | N/e | | \$4,035,892 |

4. Resident Opportunities and Self Sufficiency Program

| | | | | | | | |
|---------------------------------------|--|------|------------------|------------------|-------|----------|-------|
| Description | Helps public housing residents become economically self-sufficient by funding public housing agencies, resident management corporations, resident councils, resident organizations, intermediary resident organizations, city-wide resident organizations and nonprofit entities supported by residents to provide supportive services and resident empowerment activities to residents. | | | | | | |
| Program Contact | Name | | Email | | | Region | |
| | Jesse Wu | | Jesse.Wu@hud.gov | | | Pacific | |
| Overall Program Funding | \$0 | | | | | | |
| Pacific Islands' Funding Table | | | | | | | |
| American Samoa | CNMI | Guam | Micronesia | Marshall Islands | Palau | Regional | Total |
| \$0 | \$0 | \$0 | N/E | N/E | N/E | | \$0 |

5. Section 8 Family Self-Sufficiency Program

| | | | | | | | |
|-------------------------|---|--|------------------|--|--|---------|--|
| Description | Provides funds to public housing agencies to hire staff and to provide services to assist low-income families living in public housing or receiving Section 8 vouchers to become self-sufficient. | | | | | | |
| Program Contact | Name | | Email | | | Region | |
| | Jesse Wu | | Jesse.Wu@hud.gov | | | Pacific | |
| Overall Program Funding | \$125,718 | | | | | | |

| Pacific Islands' Funding Table | | | | | | | |
|---------------------------------------|------|-----------|------------|------------------|-------|----------|-----------|
| American Samoa | CNMI | Guam | Micronesia | Marshall Islands | Palau | Regional | Total |
| \$0 | \$0 | \$125,718 | N/E | N/E | N/E | | \$125,718 |

6. Section 8 Program

| | | | |
|-------------------------|--|------------------|---------|
| Description | Provides housing assistance subsidies to low-income eligible populations to rent housing units in the private marketplace. | | |
| Program Contact | Name | Email | Region |
| | Jesse Wu | Jesse.Wu@hud.gov | Pacific |
| Overall Program Funding | \$35,699,694 | | |

| Pacific Islands' Funding Table | | | | | | | |
|---------------------------------------|-------------|--------------|------------|------------------|-------|----------|--------------|
| American Samoa | CNMI | Guam | Micronesia | Marshall Islands | Palau | Regional | Total |
| \$0 | \$3,312,292 | \$32,387,402 | N/E | N/E | N/E | | \$35,699,694 |

Department of the Interior (DOI)

The mission of the U.S. Department of the Interior (DOI) is to protect and manage the Nation's natural resources and cultural heritage; provide scientific and other information about those resources; and honor its trust responsibilities or special commitments to American Indians, Alaska Natives, and affiliated island communities.

Department Website: <http://www.doi.gov>

Office of Insular Affairs

The mission of the Office of Insular Affairs (OIA) is to empower insular communities by improving their quality of life, creating economic opportunities and promoting efficient and effective governance.

Agency Website: <http://www.doi.gov/oia>

1. Technical Assistance Program

| | |
|-------------|--|
| Description | This fund is not designated for any specific purpose and grant projects are determined through an application process. These grants are for short-term, non-capital projects, and are not intended to supplant local funding of regular and customary operating expenses of an insular government. |
| | Note: The program award amounts reference awards to recipients with addresses in the respective insular areas. The program also makes awards to entities whose addresses are not in these insular areas; however, the entities provide direct benefits to these insular areas. |
| Website | https://www.doi.gov/oia |

| | | | |
|-------------------------|------------------|------------------------------|--------|
| Program Contact | Name | Email | Region |
| | Charlene Leizear | Charlene_Leizear@ios.doi.gov | Both |
| Overall Program Funding | \$15,504,000 | | |

Pacific Islands' Funding Table

| American Samoa | CNMI | Guam | Micronesia | Marshall Islands | Palau | Regional | Total |
|----------------|-------------|-------------|------------|------------------|-----------|-------------|--------------|
| \$1,541,000 | \$2,314,000 | \$1,478,000 | \$20,000 | \$2,036,000 | \$706,000 | \$5,808,000 | \$13,903,000 |

Caribbean Islands' Funding Table

| U.S. Virgin Islands | Puerto Rico | Regional | Total |
|---------------------|-------------|----------|-------------|
| \$1,601,000 | | | \$1,601,000 |

2. Brown Tree Snake Control

| | | | |
|-------------------------|--|------------------------------|--------|
| Description | The fund is used to control ecological and economic damage caused by the brown tree snake on Guam and prevent dispersal of the snake to other areas. | | |
| Website | https://www.doi.gov/oia | | |
| Program Contact | Name | Email | Region |
| | Charlene Leizear | charlene_leizear@ios.doi.gov | Both |
| Overall Program Funding | \$3,500,000 | | |

Pacific Islands' Funding Table

| American Samoa | CNMI | Guam | Micronesia | Marshall Islands | Palau | Regional | Total |
|----------------|-----------|------|------------|------------------|-------|-------------|-------------|
| N/A | \$437,000 | | N/A | N/A | N/A | \$3,063,000 | \$3,500,000 |

3. Compact Impact Discretionary

| | | | |
|-------------------------|---|---------------------------|---------|
| Description | The Amended Compacts of Free Association, PL 108-188, with the Marshall Islands and Micronesia, under Section 104 (e) of Title One, authorizes financial assistance to affected jurisdictions such as Hawai'i, Guam, American Samoa, and the Commonwealth of the Northern Mariana Islands. The goal of this assistance is to provide through 2023, \$30 million in annual grants to affected jurisdictions to aid in defraying costs incurred as a result of increased demands placed on health, educational, social, or public safety services, or to infrastructure related to such services, due to the residence in affected jurisdictions of qualified nonimmigrants from the Republic of the Marshall Islands, the Federated States of Micronesia, or the Republic of Palau. Discretionary Compact Impact funds supplement the permanent appropriations made under PL 108-188; however, discretionary Compact Impact can only be used in support of education activities. | | |
| Website | https://www.doi.gov/oia | | |
| Program Contact | Name | Email | Region |
| | Tom Bussanich | Tom_Bussanich@ios.doi.gov | Pacific |
| Overall Program Funding | \$3,000,000 | | |

| Pacific Islands' Funding Table | | | | | | | |
|---------------------------------------|-----------|-------------|------------|------------------|-------|-------------|-------------|
| American Samoa | CNMI | Guam | Micronesia | Marshall Islands | Palau | Regional | Total |
| \$2,000 | \$231,000 | \$1,491,000 | N/A | N/A | N/A | \$1,276,000 | \$3,000,000 |

4. American Samoa Operations

| | | | |
|-------------------------|--|---------------------------|---------|
| Description | The American Samoa Government (ASG) does not have sufficient local revenues to fund the entire operating costs of its government. The purpose of this program activity is to fund the difference between budget needs and local revenues. The Department defines "budget needs" as the cost of maintaining current programs and services. Unless mutually agreed upon by ASG and the Department new programs are funded from local revenues. | | |
| Website | https://www.doi.gov/oia | | |
| Program Contact | Name | Email | Region |
| | Tom Bussanich | Tom_Bussanich@ios.doi.gov | Pacific |
| Overall Program Funding | \$22,752,000 | | |

| Pacific Islands' Funding Table | | | | | | | |
|---------------------------------------|------|------|------------|------------------|-------|----------|--------------|
| American Samoa | CNMI | Guam | Micronesia | Marshall Islands | Palau | Regional | Total |
| \$22,752,000 | N/A | N/A | N/A | N/A | N/A | | \$22,752,000 |

5. Capital Improvement Program

| | | | |
|-------------------------|---|---------------------------|--------|
| Description | The U.S. territories for which OIA has responsibilities may request capital improvement grants through the annual budget process. A unique feature of these grants is that they may be used to meet the local matching requirement for capital improvement grants of other Federal agencies, subject to OIA's approval. | | |
| Website | https://www.doi.gov/oia | | |
| Program Contact | Name | Email | Region |
| | Tom Bussanich | Tom_Bussanich@ios.doi.gov | Both |
| Overall Program Funding | \$27,720,000 | | |

| Pacific Islands' Funding Table | | | | | | | |
|---------------------------------------|-------------|-------------|------------|------------------|-------|----------|--------------|
| American Samoa | CNMI | Guam | Micronesia | Marshall Islands | Palau | Regional | Total |
| \$9,505,000 | \$9,606,000 | \$5,670,000 | N/A | N/A | N/A | | \$24,781,000 |

| Caribbean Islands' Funding Table | | | |
|---|-------------|----------|-------------|
| U.S. Virgin Islands | Puerto Rico | Regional | Total |
| \$2,939,000 | | | \$2,939,000 |

6. Compact Impact (Permanent)

| | |
|-------------|---|
| Description | The Amended Compacts of Free Association, PL 108-188, with the Marshall |
|-------------|---|

| | | | |
|-------------------------|---|---------------------------|---------|
| | Islands and Micronesia, under Section 104 (e) of Title One, authorizes financial assistance to affected jurisdictions such as Hawai'i, Guam, American Samoa and the Commonwealth of the Northern Mariana Islands. The goal of this assistance is to provide through 2023, \$30 million in annual grants to affected jurisdictions to aid in defraying costs incurred as a result of increased demands placed on health, educational, social, or public safety services, or to infrastructure related to such services, due to the residence in affected jurisdictions of qualified nonimmigrants from the Republic of the Marshall Islands, the Federated States of Micronesia, or the Republic of Palau. | | |
| Website | https://www.doi.gov/oia | | |
| Program Contact | Name | Email | Region |
| | Tom Bussanich | Tom_Bussanich@ios.doi.gov | Pacific |
| Overall Program Funding | \$30,000,000 | | |

Pacific Islands' Funding Table

| American Samoa | CNMI | Guam | Micronesia | Marshall Islands | Palau | Regional | Total |
|----------------|-------------|--------------|------------|------------------|-------|--------------|--------------|
| \$22,000 | \$2,309,000 | \$14,907,000 | N/A | N/A | N/A | \$12,762,000 | \$30,000,000 |

7. Palau Compact Extension

| | | | |
|-------------------------|---|---------------------------|---------|
| Description | Economic assistance provisions under Palau's Compact of Free Association (P.L. 99-658) expired at the end of 2009. The Department of the Interior, Environment, and Related Agencies Appropriations Act, 2010 (P.L. 111-88 Sec. 122) and subsequent discretionary appropriations have continued to extend economic assistance to Palau. | | |
| Website | https://www.doi.gov/oia | | |
| Program Contact | Name | Email | Region |
| | Tom Bussanich | Tom_Bussanich@ios.doi.gov | Pacific |
| Overall Program Funding | \$11,147,000 | | |

Pacific Islands' Funding Table

| American Samoa | CNMI | Guam | Micronesia | Marshall Islands | Palau | Regional | Total |
|----------------|------|------|------------|------------------|--------------|----------|--------------|
| N/A | N/A | N/A | N/A | N/A | \$11,147,000 | | \$11,147,000 |

8. Enewetak

| | | | |
|-------------------------|--|---------------------------|---------|
| Description | In 1980, The Enewetak Support program was implemented to provide supplemental foods for the community, replant vegetation on the inhabited islands, provide agricultural maintenance training and transport food to the island. The Enewetak community developed a plan with the assistance of the University of the South Pacific to provide greater amounts of locally produced food and to better integrate necessary imported food into the local diets. | | |
| Website | https://www.doi.gov/oia | | |
| Program Contact | Name | Email | Region |
| | Tom Bussanich | Tom_Bussanich@ios.doi.gov | Pacific |
| Overall Program Funding | \$500,000 | | |

| Funding | | | | | | | |
|---------------------------------------|------|------|------------|------------------|-------|----------|-----------|
| Pacific Islands' Funding Table | | | | | | | |
| American Samoa | CNMI | Guam | Micronesia | Marshall Islands | Palau | Regional | Total |
| N/A | N/A | N/A | N/A | \$500,000 | N/A | | \$500,000 |

9. Palau Program Grant Assistance

| Description | Palau Program Grant Assistance was a current mandatory component of the largely permanent indefinite 1994 "Compact of Free Association" between the U.S. and the Government of Palau (Pub. L. No. 99-658). Section 221(b) states that the U.S. "recognizing the special needs of the Palau particularly in the fields of education and health care, shall make available...the annual amount of \$2 million". The Compact required the use of funds be described in an annual program plan submitted to the United States. Palau currently uses these funds solely for education programs within its Ministry of Education. | | | | | | |
|---------------------------------------|---|---------------------------|------------|------------------|-------------|----------|-------------|
| Website | https://www.doi.gov/oia | | | | | | |
| Program Contact | Name | Email | | | Region | | |
| | Tom Bussanich | Tom_Bussanich@ios.doi.gov | | | Pacific | | |
| Overall Program Funding | \$2,000,000 | | | | | | |
| Pacific Islands' Funding Table | | | | | | | |
| American Samoa | CNMI | Guam | Micronesia | Marshall Islands | Palau | Regional | Total |
| N/A | N/A | N/A | N/A | N/A | \$2,000,000 | | \$2,000,000 |

10. Federal Services

| Description | The Compacts of Free Association guarantee that the freely associated states (FAS) will continue to receive certain federal services in accordance with negotiated agreements, as is the case for the Federated States of Micronesia (FSM) and the Republic of the Marshall Islands (RMI). These services include those of the U.S. Postal Service (USPS). Additionally, funding is provided to Palau for their annual audit. | | | | | | |
|---------------------------------------|---|---------------------------|------------|------------------|-----------|-------------|-------------|
| Website | https://www.doi.gov/oia | | | | | | |
| Program Contact | Name | Email | | | Region | | |
| | Tom Bussanich | Tom_Bussanich@ios.doi.gov | | | Both | | |
| Overall Program Funding | \$2,818,000 | | | | | | |
| Pacific Islands' Funding Table | | | | | | | |
| American Samoa | CNMI | Guam | Micronesia | Marshall Islands | Palau | Regional | Total |
| N/A | N/A | N/A | N/A | N/A | \$550,000 | \$2,268,000 | \$2,818,000 |

11. Compacts of Free Association

| | |
|-------------|--|
| Description | In 2003, the U.S. signed with the FSM and with the RMI a second Compact or |
|-------------|--|

what is called the Compact of Free Association Amendments Act of 2003 (Public Law 108-188) that is in effect for the next 20 years until 2023. Although the basic relationships as enshrined in the first Compact were unchanged, there were significant changes in the financial provisions of the amended Compact. The Amended Compact included creation of a Trust Fund to serve as an ongoing source of revenue after Fiscal Year 2023 and to contribute to the long-term budgetary self-reliance of the FSM and RMI. It also provided for sector specific grant assistance in six primary sectors: Education; Health Care; Public Infrastructure; Environment; Public Sector Capacity Building; Environment; and Private Sector Development. The Department of the Interior continues to be responsible for oversight and coordination of U.S. funding assistance under the Amended Compact of Free Association.

| | | | |
|-------------------------|---|---------------------------|---------|
| Website | https://www.doi.gov/oia | | |
| Program Contact | Name | Email | Region |
| | Tom Bussanich | Tom_Bussanich@ios.doi.gov | Pacific |
| Overall Program Funding | \$183,774,000 | | |

Pacific Islands' Funding Table

| American Samoa | CNMI | Guam | Micronesia | Marshall Islands | Palau | Regional | Total |
|----------------|------|------|---------------|------------------|-------|----------|---------------|
| N/A | N/A | N/A | \$109,176,000 | \$74,598,000 | N/A | | \$183,774,000 |

12. Guam Section 30

| | |
|-------------|--|
| Description | The federal income taxes derived from Guam, collected under the internal-revenue laws of the United States, its Territories, or possessions, including, but not limited to, compensation paid to members of the Armed Forces and pensions paid to retired civilians and military employees of the U.S., or their survivors, who are residents of, or who are domiciled in, Guam. OIA works with Guam and the Department of Treasury, IRS to make an advance payment annually in September for the amount of taxes estimated for the upcoming year. OIA works with IRS to adjust the payment based on actual certifications received from IRS for previous years. |
|-------------|--|

| | | | |
|-------------------------|---|------------------------------|---------|
| Website | https://www.doi.gov/oia | | |
| Program Contact | Name | Email | Region |
| | Charlene Leizear | Charlene_Leizear@ios.doi.gov | Pacific |
| Overall Program Funding | \$79,238,000 | | |

Pacific Islands' Funding Table

| American Samoa | CNMI | Guam | Micronesia | Marshall Islands | Palau | Regional | Total |
|----------------|------|--------------|------------|------------------|-------|----------|--------------|
| N/A | N/A | \$79,238,000 | N/A | N/A | N/A | | \$79,238,000 |

13. Coral Reef Initiative

| | |
|-------------|---|
| Description | The goal of the Coral Reef Initiative program is to improve the health of coral reefs in the U.S. insular areas for their long-term economic and social benefit through enhanced local management and protection. |
|-------------|---|

| | |
|---------|---|
| Website | https://www.doi.gov/oia |
|---------|---|

| | | | |
|-------------------------|------------------|------------------------------|--------|
| Program Contact | Name | Email | Region |
| | Charlene Leizear | Charlene_Leizear@ios.doi.gov | Both |
| Overall Program Funding | \$1,000,000 | | |

Pacific Islands' Funding Table

| American Samoa | CNMI | Guam | Micronesia | Marshall Islands | Palau | Regional | Total |
|----------------|-----------|-----------|------------|------------------|-------|-----------|-----------|
| \$124,000 | \$140,000 | \$106,000 | \$130,000 | \$125,000 | | \$244,000 | \$869,000 |

Caribbean Islands' Funding Table

| U.S. Virgin Islands | Puerto Rico | Regional | Total |
|---------------------|-------------|----------|-----------|
| \$131,000 | | | \$131,000 |

14. Judicial Training

| | |
|-------------|---|
| Description | Section 105(i)(1) of Public Law 108-188 established an annual program for the training of judges and officials of the judiciary in the Federated States of Micronesia and the Republic of the Marshall Islands in cooperation with the Pacific Islands Committee of the Ninth Circuit Judicial Council. The base amount of the program was established at \$300,000, an amount adjusted annually by Section 118 of the Compact of Free Association. |
| Website | https://www.doi.gov/oia |

| | | | |
|-------------------------|---------------|---------------------------|--------|
| Program Contact | Name | Email | Region |
| | Tom Bussanich | Tom_Bussanich@ios.doi.gov | Both |
| Overall Program Funding | \$365,000 | | |

Pacific Islands' Funding Table

| American Samoa | CNMI | Guam | Micronesia | Marshall Islands | Palau | Regional | Total |
|----------------|------|------|------------|------------------|-------|-----------|-----------|
| N/A | N/A | N/A | \$0 | \$0 | \$0 | \$365,000 | \$365,000 |

15. Empowering Insular Communities

| | |
|-------------|--|
| Description | This fund is used to pursue sustainable energy strategies that will lessen the dependence of the insular areas on oil imports. |
|-------------|--|

| | |
|---------|---|
| Website | https://www.doi.gov/oia |
|---------|---|

| | | | |
|-----------------|---------------|---------------------------|--------|
| Program Contact | Name | Email | Region |
| | Tom Bussanich | Tom_Bussanich@ios.doi.gov | Both |

| | | | |
|-------------------------|-------------|--|--|
| Overall Program Funding | \$2,971,000 | | |
|-------------------------|-------------|--|--|

Pacific Islands' Funding Table

| American Samoa | CNMI | Guam | Micronesia | Marshall Islands | Palau | Regional | Total |
|----------------|-----------|------|------------|------------------|-------|----------|-------------|
| \$1,101,000 | \$979,000 | | N/A | N/A | N/A | | \$2,080,000 |

| Caribbean Islands' Funding Table | | | |
|---|-------------|----------|-----------|
| U.S. Virgin Islands | Puerto Rico | Regional | Total |
| \$891,000 | | | \$891,000 |

16. Maintenance Assistance Program

| | | | |
|-------------------------|--|------------------------------|--------|
| Description | This fund is used in promoting and developing insular institutions and capabilities that improve the operation and maintenance of island infrastructure. This is the only OIA program that has specific legislative authority to require a financial contribution from the insular government. | | |
| Website | http://bphc.hrsa.gov/programopportunities/fundingopportunities/pca/ | | |
| Program Contact | Name | Email | Region |
| | Charlene Leizear | Charlene_Leizear@ios.doi.gov | Both |
| Overall Program Funding | \$1,081,000 | | |

| Pacific Islands' Funding Table | | | | | | | |
|---------------------------------------|----------|-----------|------------|------------------|-------|----------|-----------|
| American Samoa | CNMI | Guam | Micronesia | Marshall Islands | Palau | Regional | Total |
| \$250,000 | \$99,000 | \$250,000 | \$213,000 | \$0 | \$0 | | \$812,000 |

| Caribbean Islands' Funding Table | | | |
|---|-------------|----------|-----------|
| U.S. Virgin Islands | Puerto Rico | Regional | Total |
| \$269,000 | | | \$269,000 |

17. U.S. Virgin Island Rum Excise Tax

| | | | |
|-------------------------|--|------------------------------|-----------|
| Description | The Office of Insular Affairs remits to the government of the Virgin Islands the amount of rum excise taxes which the Governor of the Virgin Islands has estimated will be collected in or derived from the Virgin Islands and collected under the Revised Organic Act of the Virgin Islands [48 U.S.C. 1541 et seq.] during the next fiscal year, except for those sums covered directly upon collection into the treasury of the Virgin Islands. | | |
| Website | https://www.doi.gov/oia | | |
| Program Contact | Name | Email | Region |
| | Charlene Leizear | Charlene_Leizear@ios.doi.gov | Caribbean |
| Overall Program Funding | \$211,851,000 | | |

| Caribbean Islands' Funding Table | | | |
|---|-------------|----------|---------------|
| U.S. Virgin Islands | Puerto Rico | Regional | Total |
| \$211,851,000 | | | \$211,851,000 |

Department of Labor (DoL)

Department Website:

Bureau of Labor Statistics

1. Occupational Employment Statistics

| | | | |
|-------------------------|--|---------------------|---------|
| Description | The Occupational Employment Statistics (OES) program produces employment and wage estimates annually for over 800 occupations. These estimates are available for the nation as a whole, for individual States, and for metropolitan and nonmetropolitan areas; national occupational estimates for specific industries are also available. | | |
| Website | http://www.bls.gov/oes/ | | |
| Program Contact | Name | Email | Region |
| | Dennis Reid | Reid.dennis@bls.gov | Pacific |
| Overall Program Funding | \$60,895 | | |

Pacific Islands' Funding Table

| American Samoa | CNMI | Guam | Micronesia | Marshall Islands | Palau | Regional | Total |
|----------------|------|----------|------------|------------------|-------|----------|----------|
| N/E | N/E | \$60,895 | N/E | N/E | N/E | | \$60,895 |

2. Occupational Safety and Health Statistics

| | | | |
|-------------------------|---|---------------------|---------|
| Description | The Occupational Safety and Health Statistics (OSHS) program [also called the Injuries, Illnesses, and Fatalities program] provides annual information on the rate and number of work-related injuries, illnesses, and fatal injuries, and how these statistics vary by incident, industry, geography, occupation, and other characteristics. These data are collected through the Survey of Occupational Injuries and Illnesses (SOII) and the Census of Fatal Occupational Injuries (CFOI). | | |
| | Please note: As part of a program requirement, GovGuam also provides an equal amount in co-funding for this project. | | |
| Website | http://www.bls.gov/iif/ | | |
| Program Contact | Name | Email | Region |
| | Dennis Reid | Reid.Dennis@bls.gov | Pacific |
| Overall Program Funding | \$45,900 | | |

Pacific Islands' Funding Table

| American Samoa | CNMI | Guam | Micronesia | Marshall Islands | Palau | Regional | Total |
|----------------|------|----------|------------|------------------|-------|----------|----------|
| N/E | N/E | \$45,900 | N/E | N/E | N/E | | \$45,900 |

Occupational Safety and Health Administration

The mission of the Occupational Safety and Health Administration (OSHA) is to help our partners across the nation (states, regions, and communities) create wealth and minimize poverty by promoting a favorable business environment to attract private capital investment and higher-skill, higher-wage jobs through world-class capacity building, planning, infrastructure, research grants, and strategic

initiatives to assure safe and healthful working conditions for working men and women by setting and enforcing standards and by providing training, outreach, education and assistance.

1. Consultation

| | | | | | | | |
|---------------------------------------|--|----------------------|------------|------------------|-------|----------|-----------|
| Description | Program offers onsite consultation to employers on how to provide safe and healthy workplaces for their employees. | | | | | | |
| Website | www.OSHA.gov (Select Small Employers) | | | | | | |
| Program Contact | Name | Email | | | | Region | |
| | James Dement | Dement.James@dol.gov | | | | Pacific | |
| Overall Program Funding | \$449,886 | | | | | | |
| Pacific Islands' Information | | | | | | | |
| Pacific Islands' Achievements | Goals include conducting an agreed number of visits to high hazard industries and the correction of hazards. | | | | | | |
| Pacific Islands' Funding Table | | | | | | | |
| American Samoa | CNMI | Guam | Micronesia | Marshall Islands | Palau | Regional | Total |
| N/E | \$186,953 | \$262,933 | N/E | N/E | N/E | | \$449,886 |

Institute of Library and Museum Services (ILMS)

The mission of IMLS is to inspire libraries and museums to advance innovation, lifelong learning, and cultural and civic engagement. We provide leadership through research, policy development, and grant making.

Department Website:

Office of Library Sciences

1. LSTA Grants to States

| | | | | | | | |
|-------------------------------------|--|----------------|--|--|--|--------|--|
| Description | The Grants to States Program is the largest grant program run by IMLS; it provides funds to State Library Administrative Agencies (SLAAs) using a population-based formula. SLAAs may use federal funds to support statewide initiatives and services; they also may distribute the funds through subgrant competitions to eligible libraries. | | | | | | |
| Website | https://www.ims.gov/grants/grants-states | | | | | | |
| Program Contact | Name | Email | | | | Region | |
| | Teri DeVoe | tdevoe@ims.gov | | | | Both | |
| Overall Program Funding | \$1,943,725 | | | | | | |
| Pacific Islands' Information | | | | | | | |
| Pacific Islands' Achievements | Funds are to be used to support the priorities set forth in the Library Services and Technology Act (LSTA), such as expanding services for access to information and providing training and professional development for the library | | | | | | |

| workforce. | | | | | | | |
|---------------------------------------|----------|-----------|------------|------------------|-------|----------|-----------|
| Pacific Islands' Funding Table | | | | | | | |
| American Samoa | CNMI | Guam | Micronesia | Marshall Islands | Palau | Regional | Total |
| \$80,264 | \$79,993 | \$120,853 | N/E | N/E | N/E | | \$281,110 |

| Caribbean Islands' Information | |
|---------------------------------------|-------------------|
| Caribbean Islands' Achievements | Not yet reported. |

| Caribbean Islands' Funding Table | | | |
|---|-------------|----------|-------------|
| U.S. Virgin Islands | Puerto Rico | Regional | Total |
| \$98,496 | \$1,564,119 | | \$1,662,615 |

2. LSTA Competitive Grants for the Pacific Region and U.S. Virgin Islands

| | | | |
|-------------------------|--|-----------------|--------|
| Description | Grants support library services in the U.S. Pacific Territories, Freely Associated States, and U.S. Virgin Islands. Available funds are taken from the total Grants to States allotment for the Freely Associated States (Federated States of Micronesia, Republic of Palau, and the Republic of the Marshall Islands), less the amount used to administer the application review process (up to 5 percent). | | |
| Website | https://www.imls.gov/grants/available/lsta-competitive-grants-pacific-region-and-us-virgin-islands | | |
| Program Contact | Name | Email | Region |
| | Teri DeVoe | tdevoe@imls.gov | Both |
| Overall Program Funding | \$244,388 | | |

| Pacific Islands' Information | |
|-------------------------------------|---|
| Pacific Islands' Achievements | Funds are to be used to support the priorities set forth in the Library Services and Technology Act (LSTA), such as expanding services for access to information and providing training and professional development for the library workforce. |

| Pacific Islands' Funding Table | | | | | | | |
|---------------------------------------|----------|----------|------------|------------------|----------|----------|-----------|
| American Samoa | CNMI | Guam | Micronesia | Marshall Islands | Palau | Regional | Total |
| \$36,000 | \$36,000 | \$36,000 | \$32,194 | \$36,000 | \$36,000 | | \$212,194 |

| Caribbean Islands' Information | |
|---------------------------------------|-------------------|
| Caribbean Islands' Achievements | Not yet reported. |

| Caribbean Islands' Funding Table | | | |
|---|-------------|----------|----------|
| U.S. Virgin Islands | Puerto Rico | Regional | Total |
| \$32,194 | | | \$32,194 |

National Science Foundation (NSF)

The mission of NSF is to promote the progress of science; to advance the national health, prosperity, and welfare; to secure the national defense.

Department Website: <https://www.nsf.gov/>

Division of Research on Learning (DRL)

The Division of Research on Learning invests in the improvement of STEM learning for people of all ages by promoting innovative research, development, and evaluation of learning and teaching across all STEM disciplines in formal and informal learning settings.

Agency Website: <https://www.nsf.gov/div/index.jsp?div=DRL>

1. Geo-Literacy Education in Micronesia

| | |
|-------------|--|
| Description | As a part of its overall strategy to enhance learning in informal environments, the Advancing Informal STEM Learning (AISL) program funds research and innovative resources for use in a variety of settings. In this project, the primary goal of Geo-literacy Education in Micronesia is to demonstrate the potential for effective intergenerational, informal learning and development of geo-literacy through an Informal STEM Learning Team (ISLT) model for Pacific Island communities. This will be accomplished by means of a suite of six informal learning modules that blend local/indigenous approaches, Western STEM knowledge systems, and active learning. This project will be implemented across 12 select communities in the Republic of Palau, the Federated States of Micronesia - which consists of the four States of Chuuk, Kosrae, Pohnpei, and Yap - and the Republic of the Marshall Islands. Jointly these entities are referred to as the Freely Associated States (FAS). Geo-literacy refers to combining both local knowledge and Western STEM into a synthesized understanding of the world as a set of interconnected, dynamic physical, biological, and social systems, and using this integrated knowledge to make informed decisions. Applications include natural resource management, conservation, and disaster risk reduction. The project will: (1) demonstrate that the recruitment and development of an ISLT model is an effective method of engaging communities in geo-literacy activities; (2) increase geo-literacy knowledge and advocacy skills of ISLT participants; (3) produce and disseminate geo-literacy educational materials and resources (e.g., place-based teaching guides, geospatial data systems, educational apps, 2-D and 3-D models, and digital maps); and (4) provide evidence that FAS residents use these geo-literacy educational materials and resources to positively influence decision-making. |
|-------------|--|

| Program Contact | Name | Email | Region |
|-----------------|---------------------|------------------|---------|
| | John S. Cruickshank | jcruicks@nsf.gov | Pacific |

| | |
|-------------------------|-------------|
| Overall Program Funding | \$1,150,095 |
|-------------------------|-------------|

| Pacific Islands' Funding Table | | | | | | | |
|---------------------------------------|------|------|------------|------------------|-----------|----------|-------------|
| American Samoa | CNMI | Guam | Micronesia | Marshall Islands | Palau | Regional | Total |
| | | | \$383,365 | \$383,365 | \$383,365 | | \$1,150,095 |

Division of Undergraduate Education (DUE)

The Division of Undergraduate Education programs are intended to strengthen STEM education at two- and four-year colleges and universities by improving curricula, instruction, laboratories, infrastructure, assessment, diversity of students and faculty, and collaborations.

Agency Website: <https://www.nsf.gov/div/index.jsp?div=DUE>

1. Partnership for Advanced Marine and Environmental Science Training for Pacific Islanders

| | |
|-------------|---|
| Description | The Pacific Islands are an exceptional natural laboratory, with highly diverse and unique coral reef and terrestrial ecosystems that are already under elevated levels of stress and degradation due to the effects of changing global environmental conditions, development pressures, and the effects of overfishing and coastal pollution. The future of the islands and their populations depends on the technical skills and knowledge available to local resource managers, policy makers and stakeholders. This project will provide critical access to accurate and adequate technical information to strengthen the capacity of local institutions of higher education. Input from local agencies, businesses and stakeholders have identified key technological skills needed by community college graduates to fill positions within the governments, NGO community and private sector. These students will develop strong STEM-related skills to enter the U.S. Mainland workforce in technology related fields and to successfully pursue 4 year and graduate degrees. This project will enhance marine and environmental science education at the five minority-serving community colleges of the Pacific Islands: American Samoa Community College, the College of Micronesia-FSM, the College of the Marshall Islands, Northern Marianas College, and Palau Community College. The project will support relevant curriculum development, the professional development of the college faculty, internships and field experiences for students, and strengthen the scientific infrastructure of the participating institutions. The focus will be on island ecosystems and climate science, and activities will include advanced training for faculty to modernize their courses, expanded use of new tools and technologies, and support for student internships and research experiences. |
|-------------|---|

| | | | |
|-------------------------|---------------------|------------------|---------|
| Program Contact | Name | Email | Region |
| | John S. Cruickshank | jcruicks@nsf.gov | Pacific |
| Overall Program Funding | \$899,975 | | |

| Pacific Islands' Funding Table | | | | | | | |
|--------------------------------|-----------|------|------------|------------------|-----------|----------|-----------|
| American Samoa | CNMI | Guam | Micronesia | Marshall Islands | Palau | Regional | Total |
| \$179,995 | \$179,995 | | \$179,995 | \$179,995 | \$179,995 | | \$899,975 |

Division of Human Resources Development (HRD)

The Division of Human Resources Development programs support and promote activities that seek to strengthen STEM education for underserved communities, broaden their participation in the workforce, and add to our knowledge base about programs of inclusion.

Agency Website: <https://www.nsf.gov/div/index.jsp?div=HRD>

1. INCLUDES - Changing the Face of STEM in the U.S. Virgin Islands through Targeted Interventions to Expand Opportunities and Broaden Participation

| | | | |
|-------------------------|---|------------------|-----------|
| Description | The goal of this project is to help students easily identify themselves as science or engineering professionals and increase the proportion of the local population, dominantly minorities, who pursue science and technology careers. Experience has demonstrated that students are most engaged in technical fields when they can participate in active, hands-on learning around problems with application to their local community. The focus of the effort is in marine science, which has local relevance to both the environment and the economy of the U.S. Virgin Islands. The project will use interventions at three crucial stages: middle school, high school-college transition, and master-PhD transition, to engage students with specific active-learning and research-oriented programs. Community partners comprise a wide-ranging local organization that leverages the resources of other successful collaborations. | | |
| Program Contact | Name | Email | Region |
| | John S. Cruickshank | jcruicks@nsf.gov | Caribbean |
| Overall Program Funding | \$0 | | |

Small Business Administration (SBA)

The mission of the Small Business Administration (SBA) is to help Americans start, build and grow businesses. Through an extensive network of field offices and partnerships with public and private organizations, SBA delivers its services to people throughout the United States, Puerto Rico, the U.S. Virgin Islands and Guam. Website: <http://www.sba.gov>.

Department Website:

Hawaii District Office

1. Women's Business Center Program

| | | | |
|-------------------------|---|---------------------|--------|
| Description | The Women's Business Center program provides technical assistance to small businesses and aspiring entrepreneurs through the United States and its territories, focusing on women entrepreneurs, with a representative portion of their clients being socially and/or economically disadvantaged. | | |
| Website | https://www.sba.gov/offices/headquarters/wbo | | |
| Program Contact | Name | Email | Region |
| | Bruce Purdy | Bruce.Purdy@sba.gov | Both |
| Overall Program Funding | \$246,500 | | |

Pacific Islands' Information

Pacific Islands' Achievements The WBC in American Samoa counseled 80 clients and trained an additional 251 clients. They also entered into an agreement with the US Army to host a training course.

Pacific Islands' Funding Table

| | | | | | | | |
|----------------|------|------|------------|------------------|-------|----------|-----------|
| American Samoa | CNMI | Guam | Micronesia | Marshall Islands | Palau | Regional | Total |
| \$115,250 | N/E | N/E | N/E | N/E | N/E | | \$115,250 |

Caribbean Islands' Information

Caribbean Islands' Achievements The WBC in San Juan, PR counseled 258 clients and trained an additional 1373 clients. They also helped 26 entrepreneurs to start a business and helped their clients receive of \$566,000 in capital infusion. Also in 2016, we posted a new opportunity and opened a second WBC in the city of Mayaguez.

Caribbean Islands' Funding Table

| | | | |
|---------------------|-------------|----------|-----------|
| U.S. Virgin Islands | Puerto Rico | Regional | Total |
| | \$131,250 | | \$131,250 |

2. Pacific Island Small Business Development Center Network Program

| | | | |
|-------------------------|---|-----------------------|---------|
| Description | The Pacific Island Small Business Development Center Network Program provides technical assistance to small businesses and aspiring entrepreneurs throughout the United States and its territories. | | |
| Website | http://www.nsf.gov/od/oia/programs/epscor/index.jsp | | |
| Program Contact | Name | Email | Region |
| | Kenneth Lujan | Kenneth.Lujan@sba.gov | Pacific |
| Overall Program Funding | \$638,889 | | |

Pacific Islands' Funding Table

| | | | | | | | |
|----------------|----------|-----------|------------|------------------|----------|----------|-----------|
| American Samoa | CNMI | Guam | Micronesia | Marshall Islands | Palau | Regional | Total |
| N/E | \$26,800 | \$464,961 | \$95,128 | \$30,000 | \$22,000 | | \$638,889 |

3. Guam Veterans' Outreach Center

| | | | |
|-------------------------|---|----------------|---------|
| Description | The Veterans Business Outreach Center (VBOC) Program is designed to provide entrepreneurial development services such as business training, counseling and mentoring, and referrals for eligible veterans owning or considering starting a small business. The SBA has 15 organizations participating in this cooperative agreement and serving as Veterans Business Outreach Centers (VBOC). | | |
| Website | http://www.vbocwbdc.org/ | | |
| Program Contact | Name | Email | Region |
| | H. Beck | Hbeck@wbdc.org | Pacific |
| Overall Program Funding | \$150,000 | | |

Pacific Islands' Funding Table

| | | | | | | | |
|----------------|------|-----------|------------|------------------|-------|----------|-----------|
| American Samoa | CNMI | Guam | Micronesia | Marshall Islands | Palau | Regional | Total |
| N/E | N/E | \$150,000 | N/E | N/E | N/E | | \$150,000 |

4. Small Business Development Center

| | | | |
|-------------------------|---|-------------------|---------|
| Description | American Samoa Small Business Development Center Network Program provides technical assistance to small businesses and aspiring entrepreneurs throughout the United States and its territories. | | |
| Website | http://www.as-sbdc.org/ | | |
| Program Contact | Name | Email | Region |
| | Mary Dale | Mary.dale@sba.gov | Pacific |
| Overall Program Funding | \$199,000 | | |

Pacific Islands' Funding Table

| American Samoa | CNMI | Guam | Micronesia | Marshall Islands | Palau | Regional | Total |
|----------------|------|------|------------|------------------|-------|----------|-----------|
| \$199,000 | N/E | N/E | N/E | N/E | N/E | | \$199,000 |

Department of State (DOS)

The Department's mission is to shape and sustain a peaceful, prosperous, just, and democratic world and foster conditions for stability and progress for the benefit of the American people and people everywhere. This mission is shared with the USAID, ensuring we have a common path forward in partnership as we invest in the shared security and prosperity that will ultimately better prepare us for the challenges of tomorrow. For more information, please access <http://www.state.gov>.

Department Website: www.state.gov

Office to Monitor and Combat Trafficking in Persons

1. Grant to IOM to Combat Trafficking in Persons in FSM and RMI

| | | | |
|-------------------------|---|---------------------|---------|
| Description | The International Organization for Migration (IOM) is enhancing victim protection, conducting multi-disciplinary and multi-sectoral trainings on victim-centered investigations and prosecutions of trafficking cases, and supporting the establishment and institutionalization of a national referral mechanism in the Federated States of Micronesia and the Republic of the Marshall Islands. IOM is facilitating the implementation of comprehensive protection frameworks, with a focus on: (1) awareness raising of trafficking in persons; (2) boosting understanding and capacity of law enforcement on proactive victim identification within vulnerable populations and the need for victim-centered protection; and (3) the establishment of national referral mechanisms for the protection of victims of trafficking through strong partnerships with national and state authorities. | | |
| Program Contact | Name | Email | Region |
| | Amy Haslett | HaslettAR@state.gov | Pacific |
| Overall Program Funding | \$0 | | |

Pacific Islands' Funding Table

| American Samoa | CNMI | Guam | Micronesia | Marshall Islands | Palau | Regional | Total |
|----------------|------|------|------------|------------------|-------|----------|-------|
| N/E | N/E | N/E | \$0 | \$0 | N/E | | \$0 |

Political-Military Bureau

Office of Weapons Removal and Abatement

1. Golden West Republic of the Marshall Islands Operations Plan

| | | | |
|-------------------------|---|----------------------|---------|
| Description | This program aims to increase civilian security by protecting lives and property through the clearance of explosive remnants of war (ERW) and the return of land to productive use. The main goal of the project is an area of 7,500 square meters to be surface-cleared of ERW and unexploded ordnance (UXO) munitions. The geographic focus of this project is the inhabited areas of Wotje Island, Wotje Atoll, Jaluit Island, and Jaluit Atoll. | | |
| Program Contact | Name | Email | Region |
| | Emma Atkinson | AtkinsonEL@state.gov | Pacific |
| Overall Program Funding | \$285,009 | | |

Pacific Islands' Information

| | |
|-------------------------------|---|
| Pacific Islands' Achievements | In FY16, this program conducted a planning conference with Republic of the Marshall Islands (RMI) officials and U.S. Embassy personnel, in order to create both a comprehensive plan and an operational plan to guide the program's efforts. Furthermore, approvals were obtained from RMI officials, local government officials, and U.S. Embassy officials to proceed with the execution of the plan in calendar year 2017. |
|-------------------------------|---|

Pacific Islands' Funding Table

| American Samoa | CNMI | Guam | Micronesia | Marshall Islands | Palau | Regional | Total |
|----------------|------|------|------------|------------------|-------|----------|-----------|
| N/E | N/E | N/E | N/E | \$285,009 | N/E | | \$285,009 |

2. Norwegian People's Aid Unexploded Ordnance Survey and Clearance, Palau

| | | | |
|-------------------------|---|----------------------|---------|
| Description | This program aims to free Palau from the negative effects of unexploded ordnance (UXO) and to ensure that the Republic of Palau has knowledge of the residual UXO problem, has reduced the highest impact UXO, and has the capacity to deal with the remaining contamination. | | |
| Program Contact | Name | Email | Region |
| | Emma Atkinson | AtkinsonEL@state.gov | Pacific |
| Overall Program Funding | \$505,000 | | |

Pacific Islands' Information

| | |
|-------------------------------|---|
| Pacific Islands' Achievements | In FY16, this program created a national survey plan and trained a survey team, which is now operationally deployed. A survey of Palau's 16 states was completed, and the National UXO Database was updated with information about Confirmed Hazardous Areas (CHAs), Suspected Hazardous Areas (SHAs), and cancelled areas. This program also established Palau UXO Standards and a Quality Management System (QMS), which was set up to track the status of Hazard Reports. Clearance organizations were accredited in accordance with UXO Standards, and a national clearance plan was developed. |
|-------------------------------|---|

Pacific Islands' Funding Table

| American Samoa | CNMI | Guam | Micronesia | Marshall Islands | Palau | Regional | Total |
|----------------|------|------|------------|------------------|-----------|----------|-----------|
| N/E | N/E | N/E | N/E | N/E | \$505,000 | | \$505,000 |

Bureau of Oceans and International Environmental and Scientific Affairs

1. Senior Climate Change Advisor

| | | | |
|-------------------------|---|---------------------|---------|
| Description | To engage the services of a Senior Climate Change Advisor in RMI and Palau to provide technical assistance to relevant government institutions on climate change policy & programs. | | |
| Program Contact | Name | Email | Region |
| | Shereen D'Souza | D'SouzaSL@state.gov | Pacific |
| Overall Program Funding | \$110,953 | | |

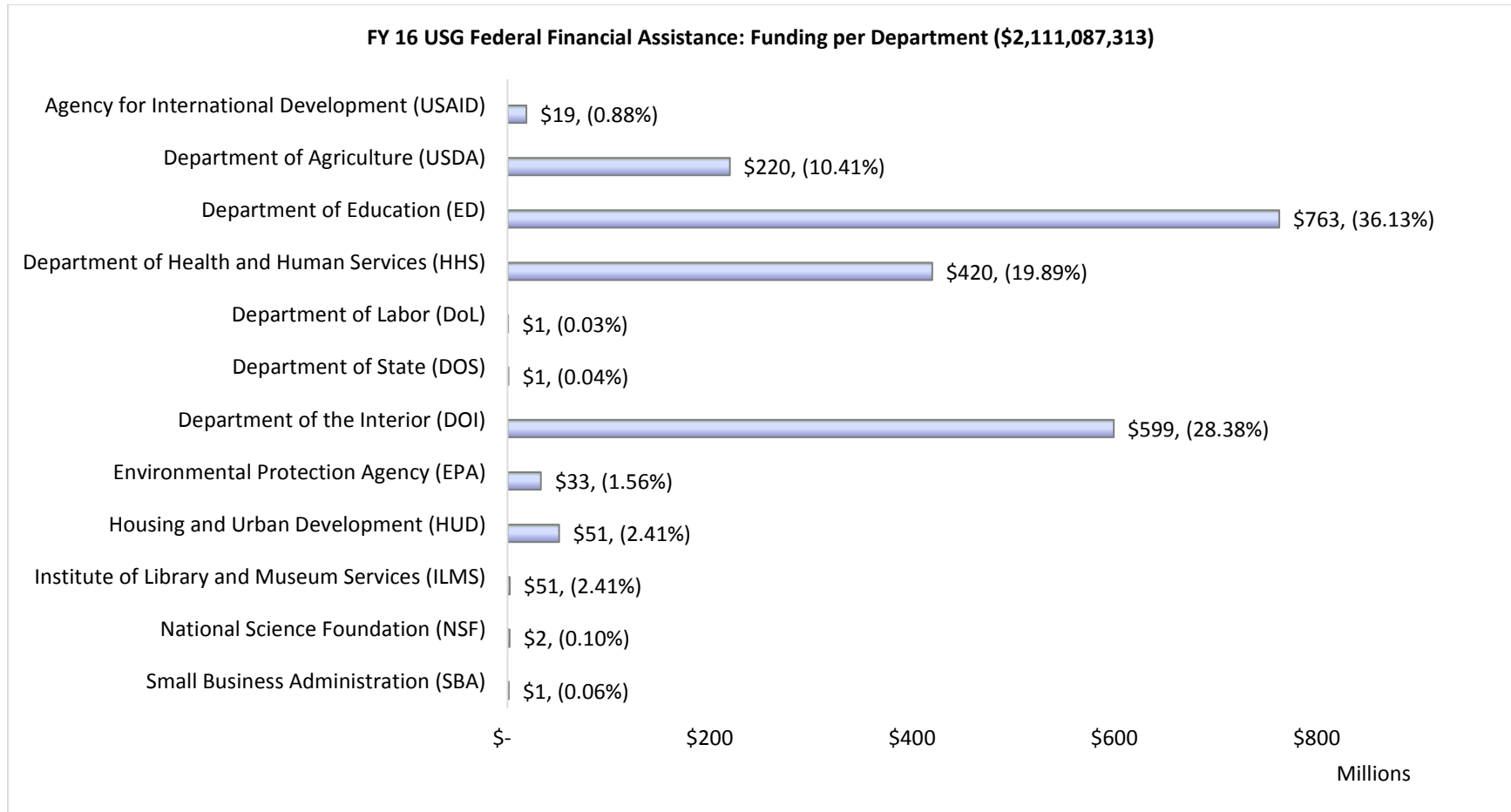
Pacific Islands' Information

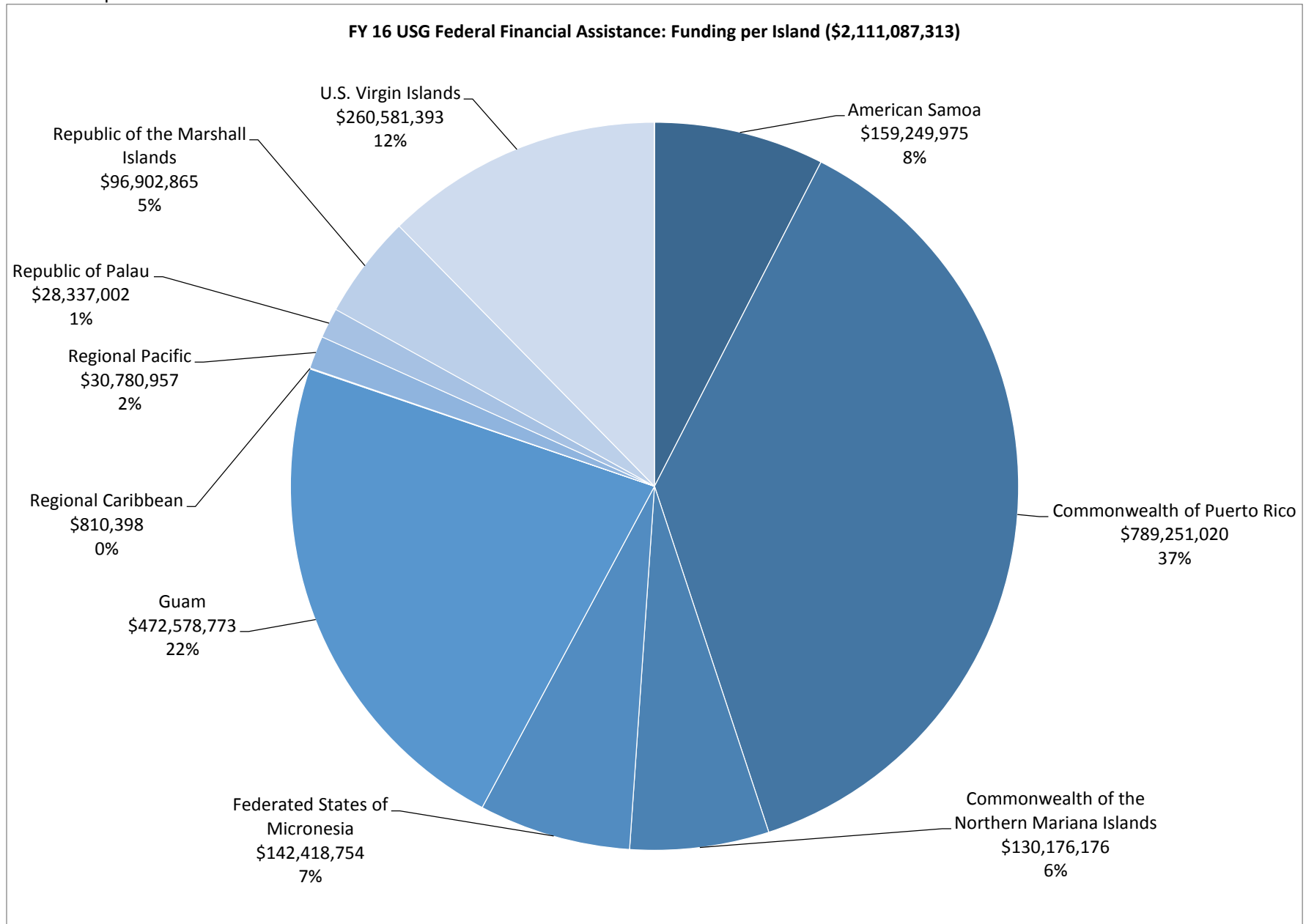
| | |
|-------------------------------|--|
| Pacific Islands' Achievements | Hire qualified advisor; Develop/update a Climate Change Strategy (CCS) & Road Map (RM); Establishment of working committee to promote engagement with key stakeholders; Completion of a Current Status Assessment of current state of climate change adaptation. |
|-------------------------------|--|

Pacific Islands' Funding Table

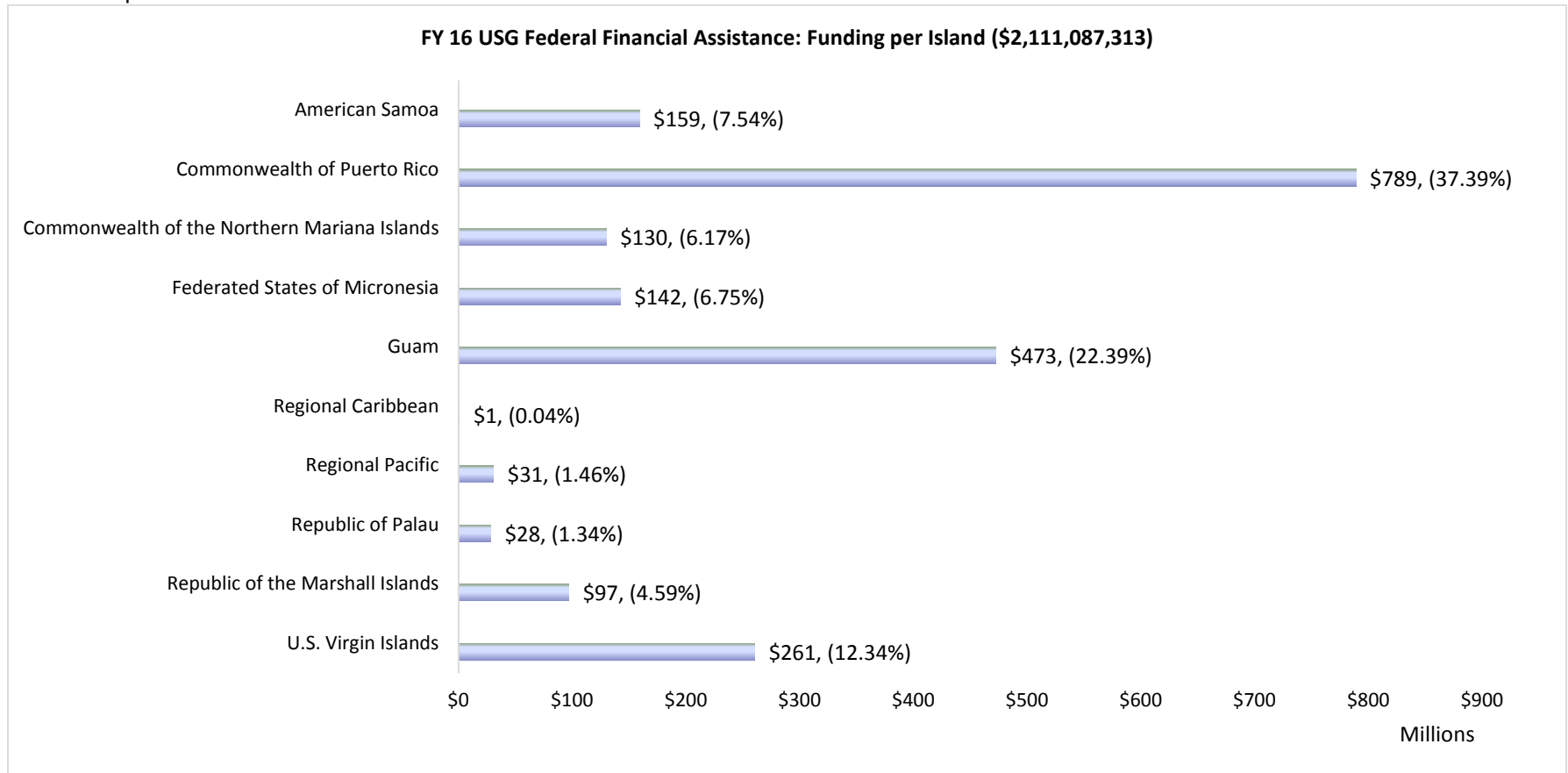
| American Samoa | CNMI | Guam | Micronesia | Marshall Islands | Palau | Regional | Total |
|----------------|------|------|------------|------------------|----------|----------|-----------|
| N/E | N/E | N/E | N/E | \$75,148 | \$35,805 | | \$110,953 |

Data Charts

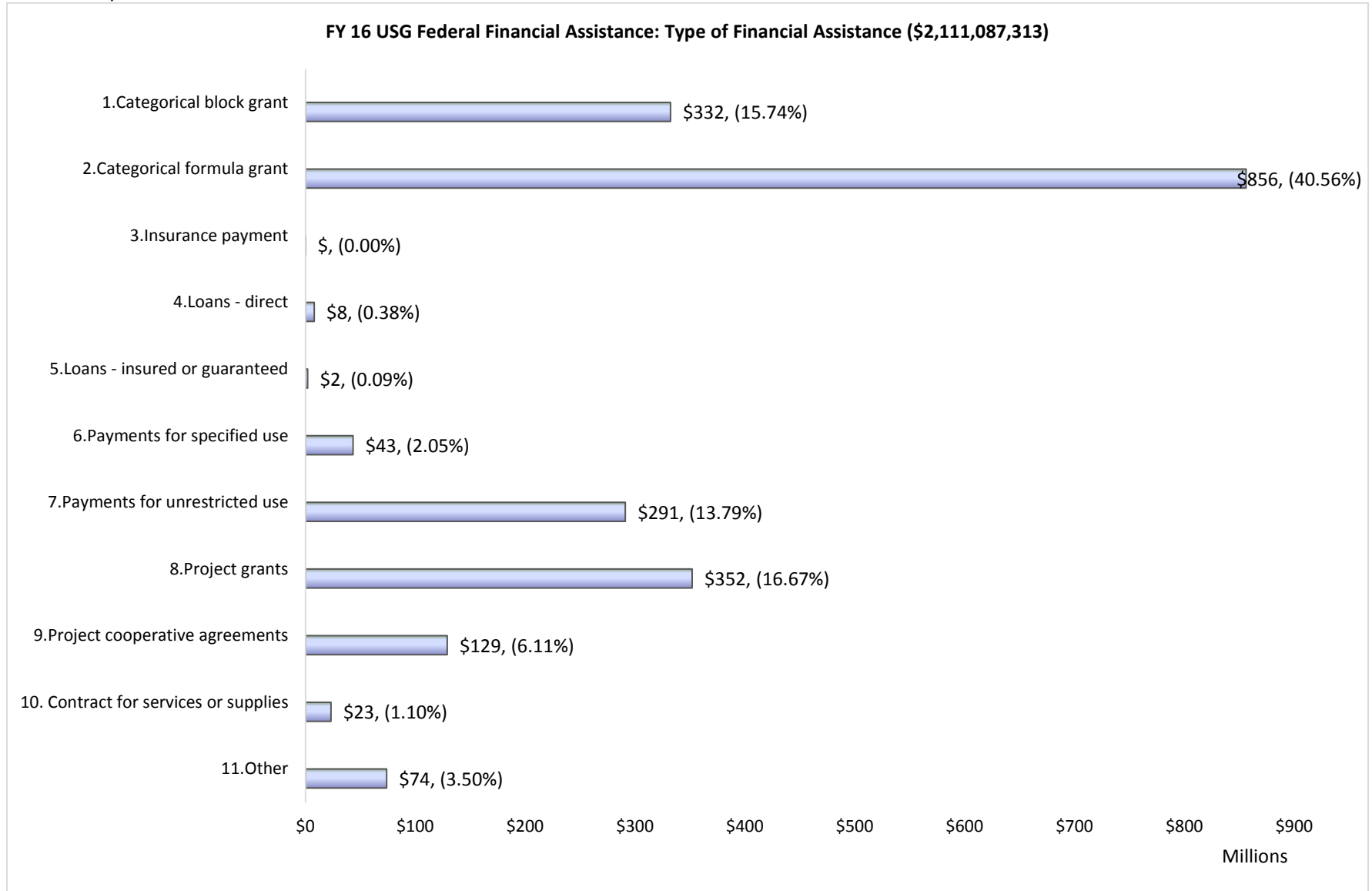




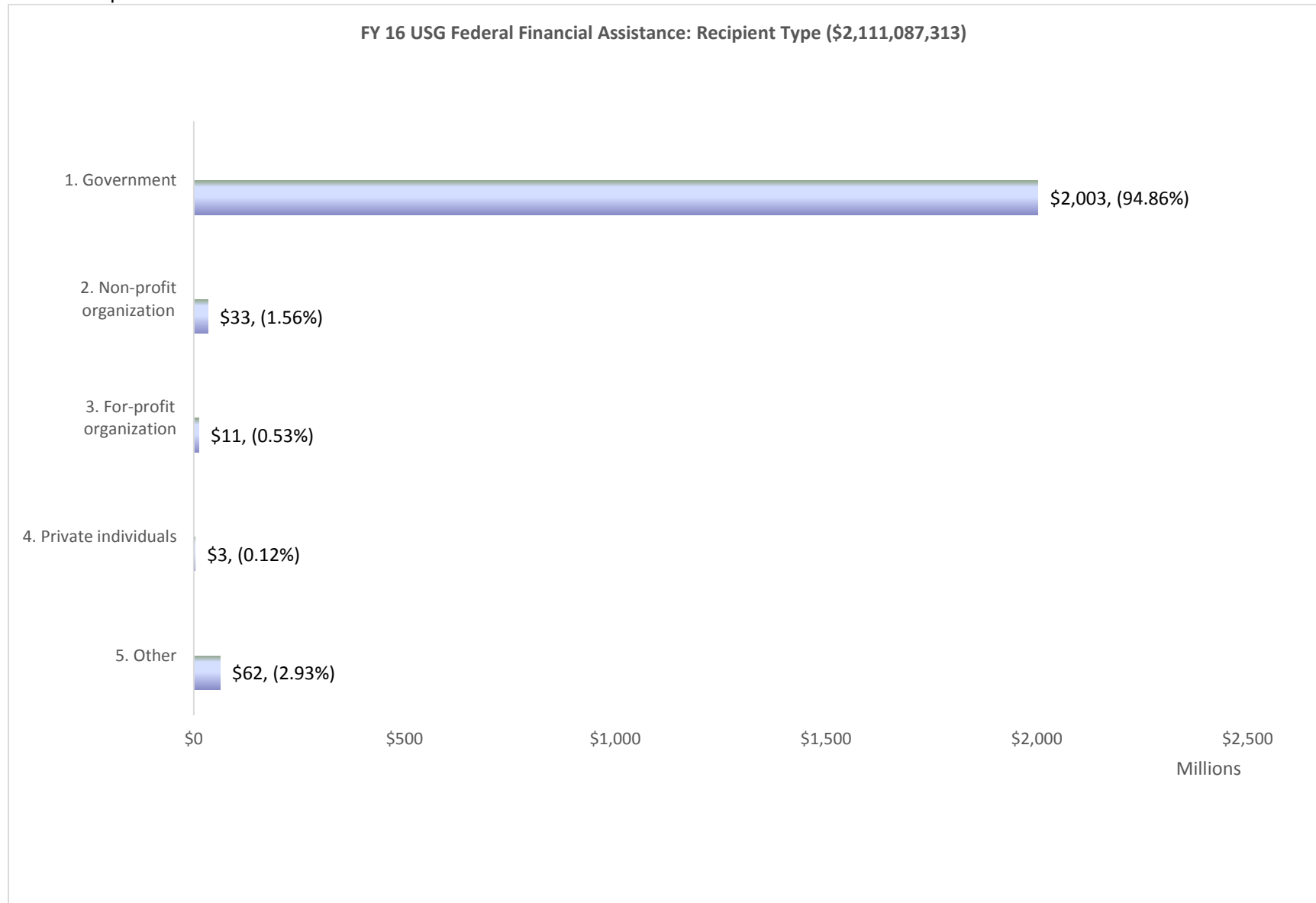
FY 2016 Report on Federal Financial Assistance to the U.S Pacific and Caribbean Islands



FY 2016 Report on Federal Financial Assistance to the U.S Pacific and Caribbean Islands



FY 2016 Report on Federal Financial Assistance to the U.S Pacific and Caribbean Islands



FY 2016 Report on Federal Financial Assistance to the U.S Pacific and Caribbean Islands

| Department | Pacific Islands | | | | | | | Caribbean Islands | | | | Totals | |
|---|--------------------------------|---------------------|----------------------------------|----------------------|--|----------------------|---------------------|------------------------|-----------------------------|----------------------|--------------------|------------------------|------------------------|
| | Federated States of Micronesia | Republic of Palau | Republic of the Marshall Islands | American Samoa | Commonwealth of the Northern Mariana Islands | Guam | Regional Pacific | PI Sub Total | Commonwealth of Puerto Rico | U.S. Virgin Islands | Regional Caribbean | | CI Sub Total |
| Agency for International Development (USAID) | \$12,371,974 | \$647,842 | \$5,601,651 | \$0 | \$0 | \$0 | \$0 | \$18,621,467 | \$0 | \$0 | \$0 | \$0 | \$18,621,467 |
| Department of Agriculture (USDA) | \$1,145,393 | \$506,614 | \$1,468,767 | \$35,291,975 | \$31,130,686 | \$150,248,745 | \$0 | \$219,792,180 | \$0 | \$0 | \$0 | \$0 | \$219,792,180 |
| Department of Education (ED) | \$3,885,738 | \$2,559,390 | \$1,682,329 | \$26,012,884 | \$18,537,581 | \$43,693,294 | \$0 | \$96,371,216 | \$640,381,537 | \$26,054,870 | \$0 | \$666,436,407 | \$762,807,623 |
| Department of Health and Human Services (HHS) | \$14,785,967 | \$9,057,991 | \$9,901,601 | \$49,083,463 | \$48,577,790 | \$118,695,007 | \$4,994,957 | \$255,096,776 | \$147,174,114 | \$16,713,833 | \$810,398 | \$164,698,345 | \$419,795,121 |
| Department of Labor (DoL) | \$0 | \$0 | \$0 | \$0 | \$186,953 | \$369,728 | \$0 | \$556,681 | \$0 | \$0 | \$0 | \$0 | \$556,681 |
| Department of State (DOS) | \$0 | \$540,805 | \$360,157 | \$0 | \$0 | \$0 | \$0 | \$900,962 | \$0 | \$0 | \$0 | \$0 | \$900,962 |
| Department of the Interior (DOI) | \$109,539,000 | \$14,403,000 | \$77,259,000 | \$35,297,000 | \$16,115,000 | \$103,140,000 | \$25,786,000 | \$381,539,000 | \$0 | \$217,682,000 | \$0 | \$217,682,000 | \$599,221,000 |
| Environmental Protection Agency (EPA) | \$0 | \$0 | \$0 | \$11,669,112 | \$9,223,719 | \$12,054,195 | \$0 | \$32,947,026 | \$0 | \$0 | \$0 | \$0 | \$32,947,026 |
| Housing and Urban Development (HUD) | \$0 | \$0 | \$0 | \$1,285,032 | \$6,081,659 | \$43,605,990 | \$0 | \$50,972,681 | \$0 | \$0 | \$0 | \$0 | \$50,972,681 |
| Institute of Library and Museum Services (ILMS) | \$32,194 | \$36,000 | \$36,000 | \$116,264 | \$115,993 | \$156,853 | \$0 | \$493,304 | \$1,564,119 | \$130,690 | \$0 | \$1,694,809 | \$2,188,113 |
| National Science Foundation (NSF) | \$563,360 | \$563,360 | \$563,360 | \$179,995 | \$179,995 | \$0 | \$0 | \$2,050,070 | \$0 | \$0 | \$0 | \$0 | \$2,050,070 |
| Small Business Administration (SBA) | \$95,128 | \$22,000 | \$30,000 | \$314,250 | \$26,800 | \$614,961 | \$0 | \$1,103,139 | \$131,250 | \$0 | \$0 | \$131,250 | \$1,234,389 |
| Total | \$142,418,754 | \$28,337,002 | \$96,902,865 | \$159,249,975 | \$130,176,176 | \$472,578,773 | \$30,780,957 | \$1,060,444,502 | \$789,251,020 | \$260,581,393 | \$810,398 | \$1,050,642,811 | \$2,111,087,313 |

Report notes

Data collection methods

This project is collaboration between the Department of Health and Human Services (HHS), Office of the Assistant Secretary for Health and the Department of the Interior (DOI), Office of Insular Affairs (OIA).

The objective of this project is to support interdepartmental data collection leading to a report which summarizes Federal financial assistance to the U.S. Insular Areas located in the Pacific Ocean and the Caribbean Sea, and the Commonwealth of Puerto Rico. This report is shared and discussed at the annual Interagency Group on Insular Areas (IGIA) meeting but also available as a resource for other Federal and external stakeholders.

Data collection methods

This report captures information regarding fiscal year (FY) 2016 funding for federal programs which are active in the Pacific and Caribbean jurisdictions as self-reported by Federal managers.

- The report is not inclusive of all federal programs which are implemented in these islands.
- Each year we have identified additional programs to include in the report and revisit our inclusion criteria. To ensure as comprehensive a report as possible, we will continue to consider new agencies as we become aware of their funding and program information.
- The report is organized by federal department and includes descriptions of programs, points of contact, and funding amounts awarded to the island jurisdictions in FY16.
- Data tables at the end of the report provide a summary of FY16 funding received by each island jurisdiction and by awarding department.
- Data source: We have recorded and presented information received from the point of contact for reporting federal agencies. For FY 16, financial assistance mechanisms were expanded beyond the Pacific Islands to include both U.S. Virgin Islands and the Commonwealth of Puerto Rico.
- Program/Project inclusion: If a program has existed in previous reports but did not receive funding for FY16, this program will not appear in this report.
- The program award amounts reference awards to recipients with addresses in the respective insular areas. The program also makes awards to entities whose addresses are not in these insular areas; however, the entities provide direct benefits to these insular areas.
- New for FY16 was use of MAX.gov and specifically MAX Collect. This is a web-based, intergovernmental approved application used to create structured data collections. Through MAX Collect, respondents enter data onto a web page which is saved to a secure database. Collect replaces the manual process of developing Excel, Word, or PDF forms, distributing them, collating results, and generating reports. After collecting the structured information, the data is used for producing publications, analysis, and

presentation on dashboards. Collect has been used in hundreds of exercises and is used for Mid-Session Review, publishing portions of the President's Budget, and creating fully indexed PDF based briefing books. For more information about the use of MAX Collect please contact Subroto Banerji at subroto.banerji@hhs.gov

Report contact

Subroto Banerji
U.S. Department of Health and Human Services
Phone: (415) 437-8114
Email: subroto.banerji@hhs.gov

Mr. Basil Ottley
U.S. Department of the Interior
Phone: (202) 208-5655
Email: basil_ottley@ios.doi.gov