

Overview of Data in the Territories

Federal Partners Communicating on the Insular Areas

Melissa Braybrooks
Economist
US Department of the Interior

Overview

- **Background**
- **Data Scope and Value**
- **Current Data Collection**
 - Survey-based statistics
 - Federal
 - Territorial
 - Administrative records
 - Inventory of known records
 - Review of CFDA
- **Next Steps and Discussion**



Introduction

Office of Insular Affairs (OIA) Role

- OIA economic analysis
- OIA funding decisions and activities
- Communication on data and statistical capacity
 - Federal
 - Territorial statistical agencies

Today's Focus: Inventory of current data environment



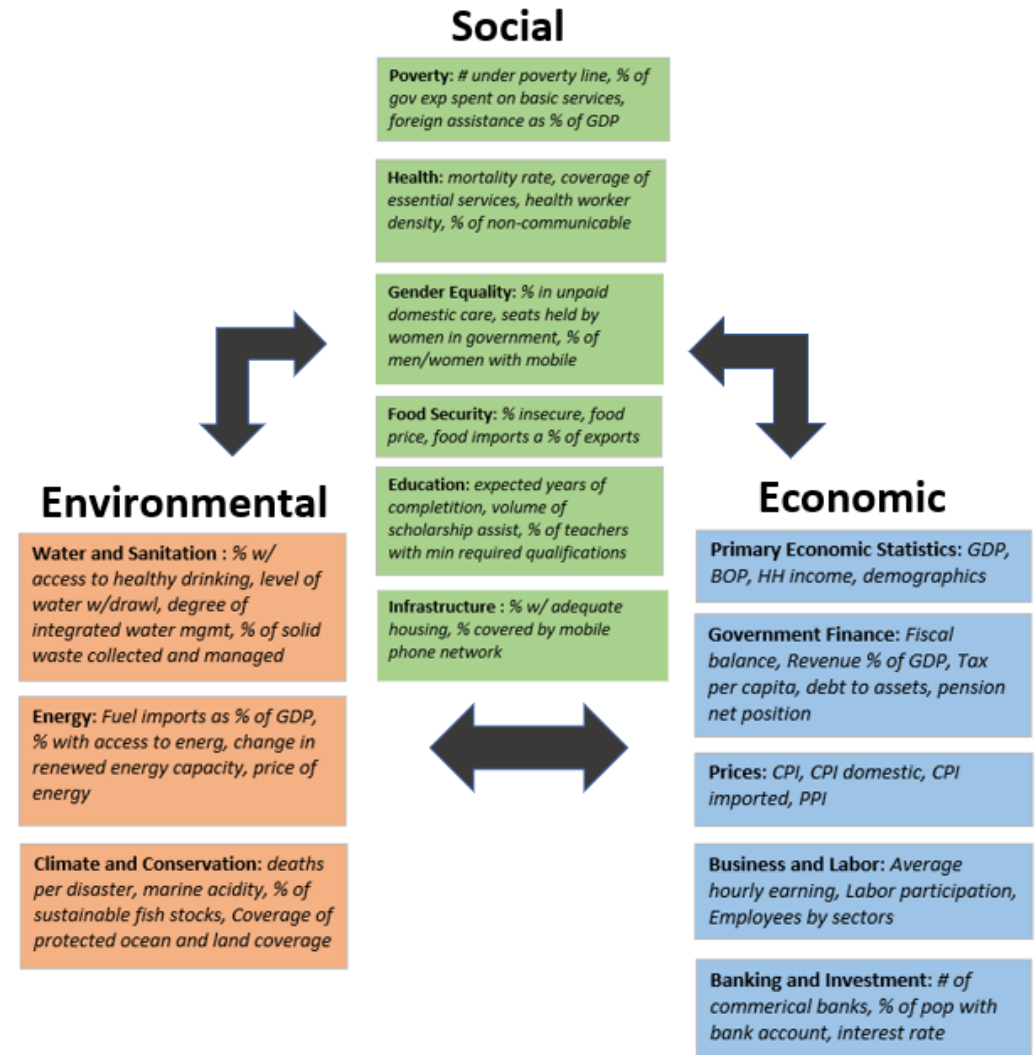
Data Scope and Value

What Do We Mean By “Data”?

- Scope: Collection, analysis, and dissemination
- Factors: Social, environmental, and economic
- Characteristics: Timeseries, consistently measured, and timely

What Is The Value of Data?

- Informs planning, policy and resource allocation.
- Measures performance of existing projects and policy.
- Best practice and compliance (e.g., Data science, Evidence Act, equity).
- Helps this user group fulfill our day-to-day mission to the territories.



Preferred Collection Mechanisms

1. Federal Statistical Products

- Comparable to states
- Likely to achieve best practices: consistent and timely time series data
- No comprehensive inventory of territorial coverage in federal statistics.

2. Territorial Statistical Products

- Varies by territory.
- Dependent on federal funding and territorial priorities
- Capacity limitations (funding, knowledge, physical, social, etc.)
- These impact ability to produce consistent and timely time series data

3. Administrative Records

- Primary purpose other than statistical capacity.
- This is an area of “we don’t know what we don’t know”.
- Often not publicly available
- Limited in consistency and timely time series.



Federal Statistical Products

1. Federal Statistical Products

2. Territorial Statistical Products

3. Administrative Records

Methodology for Federal Statistical Products:

- Started with a frame of the 13 identified federal statistical agencies
- Identified major statistical products
- Coverage for each of the 4 U.S territories of interest to DOI

Limitations:

- This work is ongoing
- There are other data products beyond the 13 identified federal statistical agencies

Federal Statistical Products

1. Federal Statistical Products

2. Territorial Statistical Products

3. Administrative Records

#	13 Federal Statistical Agencies	Survey	Frequency	USVI	CNMI	Guam	AS	Measurement
1,2	USDA ERS, NASS	Annual farm statistics	A					Production, Prices, Expenses
	USDA ERS, NASS	Annual projections and quarterly farm data	tri-annually					Production, Prices, Expenses
	USDA NASS	Census of Agriculture	'2' and '7'	Yes	Yes	Yes	Yes	Production, Prices, Expenses
3	DOL Bureau of Labor Statistics	Consumer Price Index	M					Prices for household G&S
	DOL Bureau of Labor Statistics	International Price Indexes	M					Prices, imports and exports
	DOL Bureau of Labor Statistics	Monthly Current Employment Statistics	M	Yes				Employment (by industry, hours, earnings)
	DOL Bureau of Labor Statistics	Producer Price Index	M					Prices, for producers
	DOL Bureau of Labor Statistics	Quarterly Census of Employment and Wages	M,Q					Employment, wage&comp (by industry and geo)
	DOL Bureau of Labor Statistics	Consumer Expenditure Survey	A					Buying habits (by socioeconomic)
	DOL Bureau of Labor Statistics	Productivity	Q,A					Indexes of productivity by industry
4	DOC Census Bureau	Annual Survey of State and Local Govt Finances	A,Q (taxes)					Revenues, expenses, debt, by type
	DOC Census Bureau	County Business Patterns (CBP)	A	Yes	Yes	Yes	Yes	Establishment, payroll data (by industry)
	DOC Census Bureau	Annual Retail Trade Survey (ARTS)	A					Sales, expenses by industry
	DOC Census Bureau	Annual Survey of Manufactures (ASM)	A					Manufacturing activity (by product, geo, ind)
	DOC Census Bureau	Annual Wholesale Trade Survey (AWTS)	A					Sales, inventories, expenses (by ind)
	DOC Census Bureau	Economic Census	'2' and '7'	Yes	Yes	Yes	Yes	
	DOC Census Bureau	Export Statistics	Q,A	Yes	Partial	Partial	Partial	Exports (by commodity, geo)
	DOC Census Bureau	Import Statistics	Q,A	Partial				Imports (by commodity, geo)
	DOC Census Bureau	Manufacturers' Shipments, Inventories, and Orders	M					Economic conditions, production commitments
	DOC Census Bureau	Monthly Retail Trade Survey (MRTS)	M					Estimates of sales and inventories, retail
	DOC Census Bureau	Monthly Wholesale Trade Survey (MWTS)	M					Estimates of sales and inventories, wholesale
	DOC Census Bureau	Quarterly Financial Report (QFR)**	Q					Financial results and positions of US corporations
	DOC Census Bureau	Quarterly and Annual Services Survey (QSS, SAS)	Q,A					Revenue, expenses by NAICS industry
	DOC Census Bureau	Value of Construction Put in Place Survey (VIP)	M					Dollar value of construction work completed
	DOC Census Bureau	Decennial Census	10 years	Yes	Yes	Yes	Yes	Population, demographics, housing trends
	DOC Census Bureau	American Community Survey (ACS)	A					Social, Economic, Housing, Demographic by geo
	DOC Census Bureau	American Housing Survey (AHS)	bi-annually					Quality and costs of housing (by socioeconomic)
DOC Census Bureau	National Survey of College Graduates (NSCG)	2-3 years					Education, salary, debt, employer statistics	
DOC Census Bureau	Current Population Survey (CPS)	A					Socioeconomic, demographic	
DOC Census Bureau	Household and Business Pulse	W					Household and business impacts of Covid	
5	TREAS IRS Statistics of Income	Individual Income Tax stats	A					Household income statistics
	TREAS IRS Statistics of Income	Business Income Tax stats	A			Partial		Business statistics
6	DOJ Bureau of Justice Statistics*	Various	V					Correction, courts, crime, law enforcement, victim
7	DOT Bureau of Transportation Statistics	Various	V					Transport, finance, safety, consumption, pollution
8	DOE Energy Info Admin	Prices	A					
	DOE Energy Info Admin	Reserves, imports/exports, supply, consumption	A	Yes	Yes	Yes	Partial	
9	ED Center for Education Statistics*	National Household Education Survey	2-3 years					Descriptive data on educational activities
	ED Center for Education Statistics*	Annual Survey of School System Finances	A					Revenue, expenditure, debt by educational activity
10	HHS National Center for Health Statistics*	National Health and Nutrition Exam Survey	A					Demographic, socioeconomic, and health
	HHS National Center for Health Statistics*	National Health Care Surveys	V					
	HHS National Center for Health Statistics*	National Health Interview Survey	A					Health status and utilization measures
	HHS National Center for Health Statistics*	National Survey of Family Growth	5 year					Fertility, family structure and demographics
11	NSF National Center for Science&Engineering	Various	V					
12	SSA Office of Research Evaluation&Stats	Supplemental Security Income	A		Yes			
	SSA Office of Research Evaluation&Stats	Old age, Survivors, and Disability Insurance	A	Yes	Yes	Yes	Yes	
13	DOC Bureau of Economic Analysis	Gross Domestic Product, GDI, I-O, ITA	Q, A	OIA	OIA	OIA	OIA	Macro time series economic information Major GDP Input

* Via U.S. Census Bureau

Territorial Statistical Products

1. Federal Statistical Products

2. Territorial Statistical Products

3. Administrative Records

Understanding Territorial Statistical Products:

- Reviewed territorial statistical sites for publicly available products
 - American Samoa – AS Department of Commerce Statistics Division
 - CNMI – CNMI Department of Commerce Central Statistics Division
 - Guam – Guam Bureau of Statistics and Plans
 - USVI – Bureau of Economic Research
- Reviewed OIA funding since 2015
- Reviewed June 2021 Survey of Current Business for territorial GDP methodology

Limitation:

- This work is ongoing
- Limited to territorial statistical agencies

Federal Statistical Products

1. Federal Statistical Products

2. Territorial Statistical Products

3. Administrative Records

#	13 Federal Statistical Agencies	Survey	Frequency	USVI	CNMI	Guam	AS	Measurement
1,2	USDA ERS, NASS	Annual farm statistics	A					Production, Prices, Expenses
	USDA ERS, NASS	Annual projections and quarterly farm data	tri-annually					Production, Prices, Expenses
	USDA NASS	Census of Agriculture	'2' and '7'	Yes	Yes	Yes	Yes	Production, Prices, Expenses
3	DOL Bureau of Labor Statistics	Consumer Price Index	M	HIES->CPI	HIES->CPI	HIES->CPI	HIES->CPI	Prices for household G&S
	DOL Bureau of Labor Statistics	International Price Indexes	M					Prices, imports and exports
	DOL Bureau of Labor Statistics	Monthly Current Employment Statistics	M	Yes				Employment (by industry, hours, earnings)
	DOL Bureau of Labor Statistics	Producer Price Index	M					Prices, for producers
	DOL Bureau of Labor Statistics	Quarterly Census of Employment and Wages	M,Q		PWS	CES		Employment, wage&comp (by industry and geo)
	DOL Bureau of Labor Statistics	Consumer Expenditure Survey	A					Buying habits (by socioeconomic)
	DOL Bureau of Labor Statistics	Productivity	Q,A					Indexes of productivity by industry
4	DOC Census Bureau	Annual Survey of State and Local Govt Finances**	A,Q (taxes)					Revenues, expenses, debt, by type
	DOC Census Bureau	County Business Patterns (CBP)	A	Yes	Yes	Yes	Yes	Establishment, employment data (by industry)
	DOC Census Bureau	Annual Retail Trade Survey (ARTS)	A					Sales, expenses by industry
	DOC Census Bureau	Annual Survey of Manufactures (ASM)	A					Manufacturing activity (by product, geo, ind)
	DOC Census Bureau	Annual Wholesale Trade Survey (AWTS)	A					Sales, inventories, expenses (by ind)
	DOC Census Bureau	Economic Census**	'2' and '7'	Yes	Yes	Yes	Yes	
	DOC Census Bureau	Export Statistics**	Q,A	Yes	Partial	Partial	Partial	Exports (by commodity, geo)
	DOC Census Bureau	Import Statistics**	Q,A	Partial				Imports (by commodity, geo)
	DOC Census Bureau	Manufacturers' Shipments, Inventories, and Orders	M					Economic conditions, production commitments
	DOC Census Bureau	Monthly Retail Trade Survey (MRTS)	M					Estimates of sales and inventories, retail
	DOC Census Bureau	Monthly Wholesale Trade Survey (MWTS)	M					Estimates of sales and inventories, wholesale
	DOC Census Bureau	Quarterly Financial Report (QFR)**	Q					Financial results and positions of US corporations
	DOC Census Bureau	Quarterly and Annual Services Survey (QSS, SAS)	Q,A					Revenue, expenses by NAICS industry
	DOC Census Bureau	Value of Construction Put in Place Survey (VIP)	M					Dollar value of construction work completed
	DOC Census Bureau	Decennial Census	10 years	Yes	Yes	Yes	Yes	Population, demographics, housing trends
	DOC Census Bureau	American Community Survey (ACS)	A	HIES	HIES	HIES	HIES	Social, Economic, Housing, Demographic by geo
	DOC Census Bureau	American Housing Survey (AHS)	bi-annually		LFS			Quality and costs of housing (by socioeconomic)
	DOC Census Bureau	National Survey of College Graduates (NSCG)	2-3 years					Education, salary, debt, employer statistics
DOC Census Bureau	Current Population Survey (CPS)	A				Population	Socioeconomic, demographic	
DOC Census Bureau	Household and Business Pulse	W					Household and business impacts of Covid	
5	TREAS IRS Statistics of Income	Individual Income Tax stats	A					Household income statistics
	TREAS IRS Statistics of Income	Business Income Tax stats	A			Partial		Business statistics
6	DOJ Bureau of Justice Statistics*	Various	V					Correction, courts, crime, law enforcement, victim
7	DOT Bureau of Transportation Statistics	Various	V					Transport, finance, safety, consumption, pollution
8	DOE Energy Info Admin	Prices	A					
	DOE Energy Info Admin	Reserves, imports/exports, supply, consumption	A	Yes	Yes	Yes	Partial	
9	ED Center for Education Statistics*	National Household Education Survey	2-3 years					Descriptive data on educational activities
	ED Center for Education Statistics*	Annual Survey of School System Finances	A					Revenue, expenditure, debt by educational activity
10	HHS National Center for Health Statistics*	National Health and Nutrition Exam Survey	A					Demographic, socioeconomic, and health
	HHS National Center for Health Statistics*	National Health Care Surveys	V					
	HHS National Center for Health Statistics*	National Health Interview Survey	A					Health status and utilization measures
	HHS National Center for Health Statistics*	National Survey of Family Growth	5 year					Fertility, family structure and demographics
11	NSF National Center for Science&Engineering	Various	V					
12	SSA Office of Research Evaluation&Stats	Supplemental Security Income	A		Yes			
	SSA Office of Research Evaluation&Stats	Old age, Survivors, and Disability Insurance	A	Yes	Yes	Yes	Yes	
13	DOC Bureau of Economic Analysis	Gross Domestic Product, GDI, I-O, ITA	Q, A	OIA	OIA	OIA	OIA	Macro time series economic information Major GDP Input

* Via U.S. Census Bureau

Administrative Records

1. Federal Statistical Products

2. Territorial Statistical Products

3. Administrative Records

For both federal and territorial administrative records “We don’t know what we don’t know”.

	Inventory of Known Records	Review of CFDA
Methodology	<ul style="list-style-type: none">Review territorial statistical agency products and yearbooksReview June 2021 Survey of Current Business for territorial GDP methodologyReview draft of NOAA Marine Economy Statistics source data review (blue)	<ul style="list-style-type: none">Review of CFDA metadata in single auditsWe assume CFDAs may be an indicator of where federal administrative data could exist.This could also serve other purposes.<ul style="list-style-type: none">Availability of funding compared to state CFDAWho the stakeholders are
Limitations	<ul style="list-style-type: none">This is not a complete recordThis does not fit into the framework in above slides; admin records are indicators not substitutes to statistical products.Only lists records that have recent (2018+) data	<ul style="list-style-type: none">Reflects a point in time.Is pre-COVID but reflects disaster relief in CNMI and USVI.



Administrative Records – Inventory

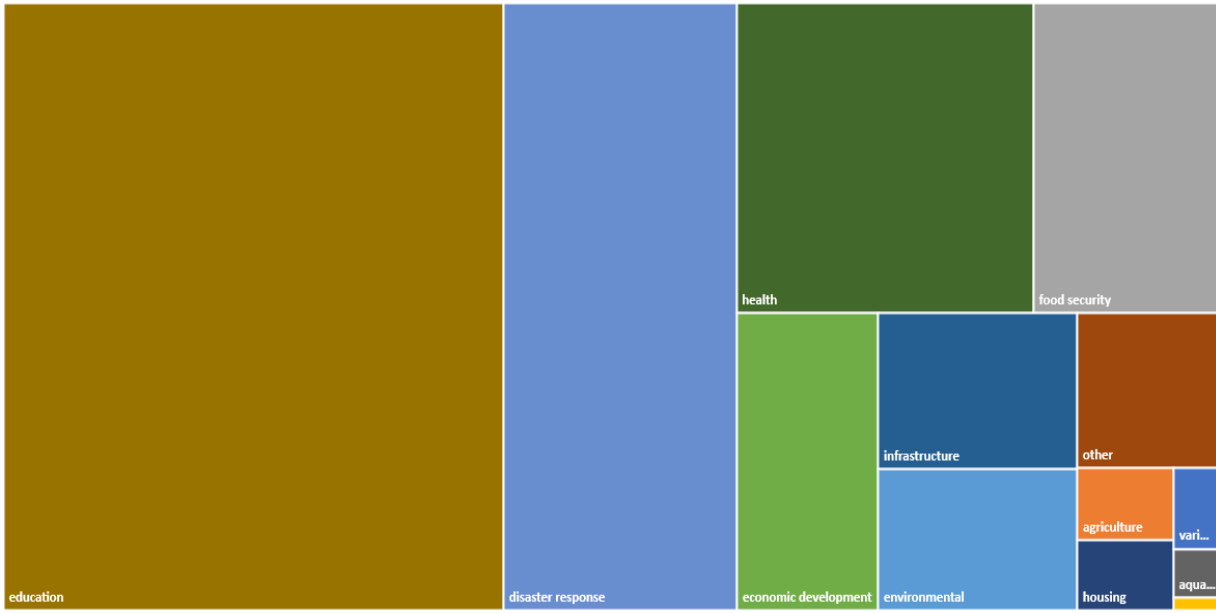
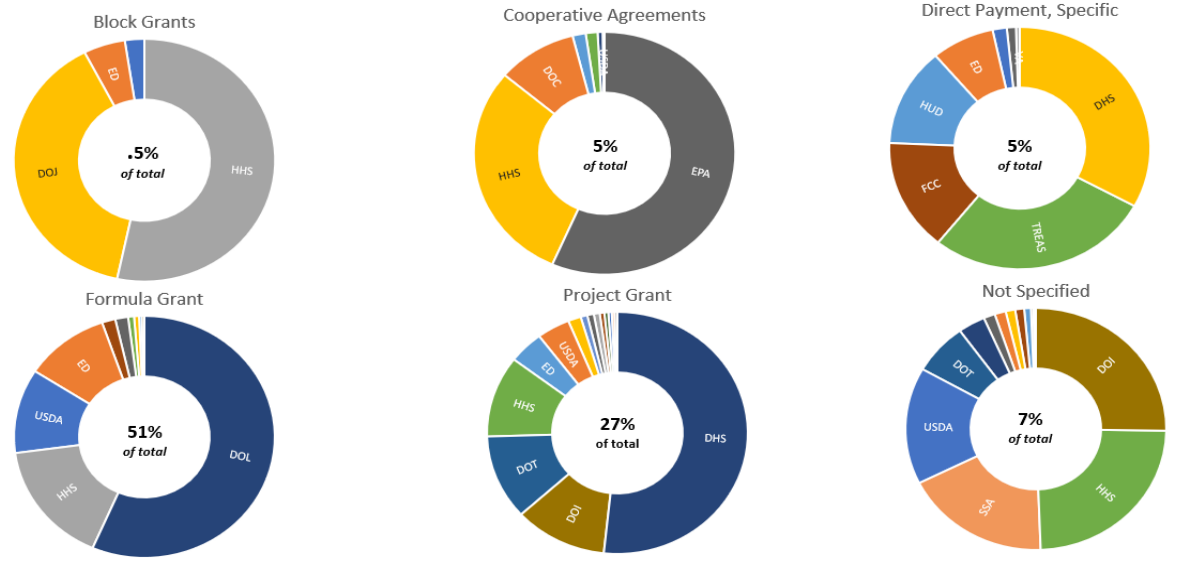
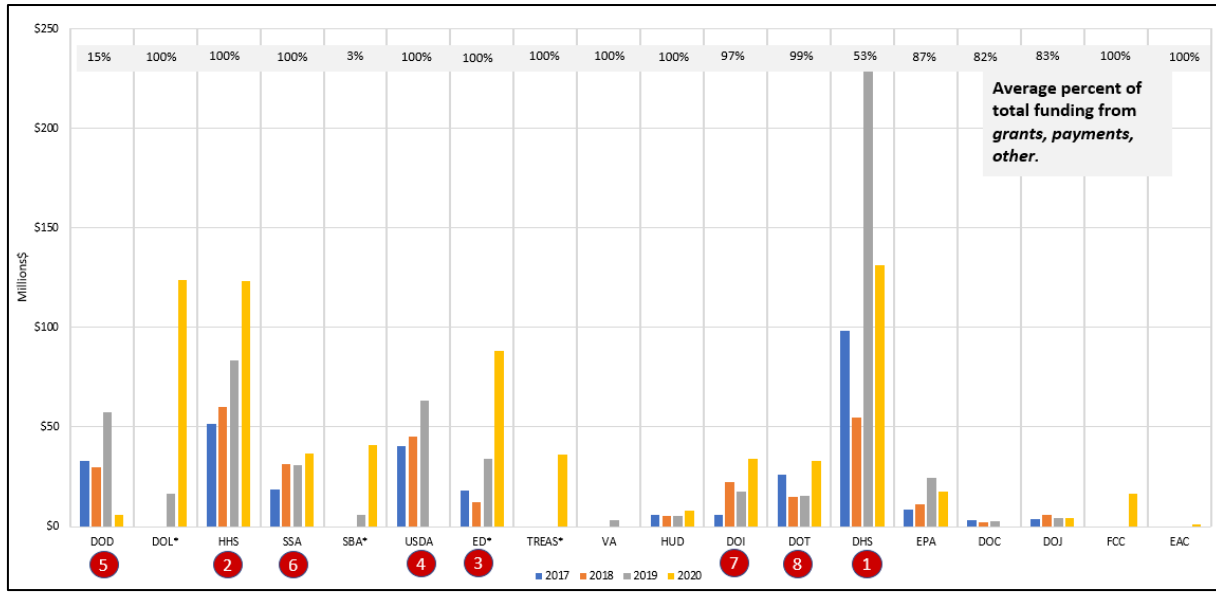
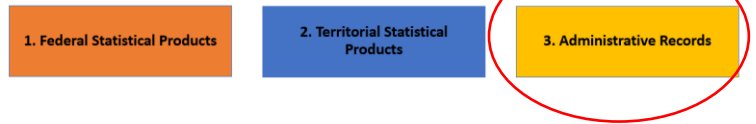
1. Federal Statistical Products

2. Territorial Statistical Products

3. Administrative Records

	AS		CNMI		Guam		USVI	
	Source	Record	Source	Record	Source	Record	Source	Record
Governmental	US Census FAC	Annual Financial Stmt	US Census FAC	Annual Financial Stmt	US Census FAC	Annual Financial Stmt	US Census FAC	Annual Financial Stmt
	AS Treasury	Treasury Actual revenue	CNMI DOF	Revised revenue forecasts	Guam EDA/OFM	Revenue reports	USVI DOF	Revenue reports
	AS Treasury	AS Treasury Budget (A)	CNMI DOF	Revenue projections	Office of the Governor	Revenue projections	USVI OMB	Projected revenues
	ANL	Revenue index	ANL	Revenue index	ANL	Revenue index	ANL	Revenue index
	USASpending	Federal funds	USASpending	Federal funds	USASpending	Federal funds	USASpending	Federal funds
Labor	ASDOC (survey of ER)	Employment, by sector	CNMI DOF	Wages, by Industry	Guam BLS	Employment and Wage	DOL Unemployment Insurance Data	Labor force, unemployed
			CNMI DOL	Employment, Job Opening	Guam BLS	Current Employment, by industry		
Trade	ASDOC	Import*	Commonwealth Port Authority	Imports, Exports	Guam BSP	Imports, Exports* (air/water, commodity, origin)		
	AS Treasury	Vessel movement (type, commodity)			Guam Port Authority	Total cargo movements		
	AS Office of Petro Mgmt	Gas Imports						
Business	AS Department of Public Works	Land use & permits (type)	CNMI DOF	Business Revenue, by industry	Guam Division of Aquatic and Wildlife resources	(type of fisheries); landing, lbs., \$, trip #		
	AS Dept of Marine and Wildlife	Estimate offshore catch (method)		Imperial Pacific Financial Stmt	Pacific Islands Fisheries Science Center	Estimated commercial landings (location, lbs., \$)		
	ANL	Economic Index	CNMI CSD	Building Permits	Guam Dept of Public Works	Building permits	BER	Building permits
	NOAA Fisheries	Fishing industry, animal interaction	ANL	Economic Index	ANL	Economic Index	ANL	Economic Index
	Western Pacific Regional Fishery Management	Annual Stock Assessment and Fishery Evaluation	NOAA Fisheries	Fishing industry, animal interaction	NOAA Fisheries	Fishing industry, animal interaction	NOAA Fisheries	Fishing industry, animal interaction
		CNMI DOC	Banking deposits, loans	Guam Bankers Association	Banking deposits, loans			
Tourism	ASDOC	Arrival	Hotel Association of CNMI	Hotel daily rate, vacancy	GVB	Visitor #, spending	USVI BER	Arrival (air, cruise)
	AS Department of Legal Affairs	Visitor (country, purpose)	MVA	Arrival/Departs; Tourism employment	DOI NPS	NPS Visitation	DOI NPS	NPS Visitation
Infras.	AS Telecom Authority	Telephone, internet access	IT&E	Phone line access (geo)	Guam EPA	Disposal and Recycling		
	AS Power Authority	Electricity generation, sales (customer class)			Guam Power Authority	Consumption, Users, revenue, (type) appraisal (type), # of buildings,		
					Dept of Tax and Rev	Water consumption, revenue, sewage discharge (type)		
Health					Guam Waterworks Auth			
	AS Health Information Management Department	Migration, births, communicable diseases (type), outpatient visits (type), hospital discharges (type)			Guam hospitals	Number, services, Inpatients, payments, births, deaths, diseases (type)		
Demographic	ASDOC	Population	CNMI DOC	Remittances	Guam Dept of Health and Social Services	Diseases (age, gender, education, income)		
	Office of the Register	Marriages			Guam Homeless Coalition	Homelessness (demo, geo)		
	AS DOC	Graduation, school enrollment,			Guam Dept of Ed	Enrollment (type, level, geo, employ characteristics)		
	AS CC	Higher ed (citizenship, degree, age)			University of Guam	Enrollment (type, gender, age, ethnicity, degree)		
	AS Dept of Public Records	Offenses, traffic, corrections			Superior Court of Guam, Guam Police	Case filing (type), offender demo		
AS High Court	Court cases (status, type)							
Other			The Ocean Conservancy	Land and waterway debris (type)	The Ocean Conservancy	Land and waterway debris (type)	The Ocean Conservancy	Land and waterway debris (type)

Administrative Records – CFDA Analysis



CFDA	CFDA Description	Agency	Receiving Entity	Category of Admin Record	% of 2019
97.036	Disaster Grants	FEMA	Port Authority Utility Corp CNMI Govt	Economic, Infrastructure, *	47%
93.778	Medical Assistance Program	HHS	CNMI Govt	Economic, Health	12%
10.561	Supplemental Nutrition Assistance Program	USDA	CNMI Govt	Economic, Health, Purchase Power	5%
84.403	Consolidated Grants to Outlying Areas	ED	Public School	Economic, Education, Demo	4%
10.551	Supplemental Nutrition Assistance Program	USDA	CNMI Govt	Economic, Health, Purchase Power	4%
10.555	National School Lunch	USDA	Public School	Economic, Education, Demo	3%
15.875	Economic, Social and Political Development	DOI	NM College Port Authority Utility Corp CNMI Govt	Economic, Infrastructure, *	3%
20.106	Airport Improvement	DOT	Port Auth	Economic, Infrastructure	2%
14.239	Home Investment Partnerships Program	HUD	Housing Corp	Economic, Demo	2%
93.767	Children's Health Insurance Program	HHS	CNMI Govt	Economic, Health, Demographics	1%
84.027	Grants for Education of Children w/ Disabilities	ED	Public School	Education	1%
66.600	Environmental Protection	EPA	Utility Corp CNMI Gov	Infrastructure	1%

Next Steps and Discussion

- **Inventory of Current Environment**
 - Methodology? Are there are ideas/examples of a comprehensive review of federal statistical products?
 - Scope? Do we need to expand to non-statistical agencies? How do we develop that framework?
 - Audience/ Deliverable? A report? A database?
- **What can we do with the information?**
 - Identify gaps and prioritize needs?
 - Statistical Capacity Development plans?
 - Upward (federal) or downward (territorial) push?
 - Resources required (funding and knowledge)
- **Who takes this leadership role?**
- **Dissemination and Analysis**



Contact Information

Melissa Braybrooks

Economist

U.S. Department of the Interior

Melissa_Braybrooks@ios.doi.gov

